

Health and Care Scrutiny Committee

Meeting Venue
Teams Live

Meeting Date
Tuesday, 1 February 2022

Meeting Time
2.00 pm

For further information please contact
Lisa Richards

lisa.richards@powys.gov.uk



County Hall
Llandrindod Wells
Powys
LD1 5LG

25 January 2022

The use of Welsh by participants is welcomed. If you wish to use Welsh please inform us by noon, two working days before the meeting

AGENDA

1.	APOLOGIES
-----------	------------------

To receive apologies for absence.

2.	DECLARATIONS OF INTEREST
-----------	---------------------------------

To receive declarations of interest from Members.

3.	DISCLOSURE OF PARTY WHIPS
-----------	----------------------------------

To receive disclosures of prohibited party whips which a Member has been given in relation to the meeting in accordance with Section 78(3) of the Local Government Measure 2011.

(NB: Members are reminded that, under Section 78, Members having been given a prohibited party whip cannot vote on a matter before the Committee.)

4.	DRAFT BUDGET 2022/23
-----------	-----------------------------

To scrutinise the Draft 2022- 23 Budget.

- a) Adult Services – 2pm to 3.30pm**
- b) Childrens Services – 3.30pm to 5pm**

Attached, in relation to the Cabinet's Budget proposals to Council are the following documents:

- (i) A copy of the Cabinet report to provide the overall context for the budget setting process (**Attached**)
- (ii) A copy of the Mid Term Financial Strategy and Finance Resource Model (**Appendices A and B**)
- (iii) A copy of Services' cost reduction proposals (**Appendix C**)
- (iv) A copy of the Fees and Charges Report which provides an overview to Service proposals for income generation. (**Appendices D and E**)
- (v) A copy of the Capital Strategy and the Treasury Management Strategy. (**Appendix F**)
- (vi) A copy of the Reserves Policy (**Appendix G**)
- (vii) A copy of the Budget Survey (**Appendix H**)
- (viii) Individual Impact Assessments relating to the proposals under (iii) above (**Appendix I – IA 22 -31 Childrens Services, IA 32 – 44 Adult Services**)
- (ix) Council wide Impact Assessment (**Appendix J**)

(Pages 3 - 414)



**Powys County Council's
Medium Term Financial Strategy
2022 to 2027**



Foreword by the Leader

This Medium Term Financial Strategy (MTFS) sets out how the Council will develop its financial plans and manage its finances over the next few years and over the medium term.

It supports delivery of Vision 2025 the Council's overarching plan for the future of Powys. It shares our vision and details the well-being and equality objectives we need to prioritise and the activities we will take to get us there. Our plan shows how our resources will be invested, and what improvements stakeholders will see when we achieve our outcomes.

The last two years have been challenging as the pandemic affected all aspects of life in the UK, yet Powys has been resilient. As the pandemic reached its second year, it was gratifying to see the incredible collaboration between our communities, residents, and partners.

The Council's finances have been significantly impacted over many years, and the cost of responding to COVID-19 has caused additional and unprecedented pressures. We are grateful for the additional financial support provided by the Welsh Government through the Hardship Fund and other grants to the local authority, and for their continued support to businesses across the County. However, we expect that future budgets will remain challenging and that further significant savings will be needed if we are to continue to balance our budget in the medium term and ensure that our most vulnerable children and adults are safe and supported.

Powys has received an extremely positive settlement from Welsh Government for 2022/23 and for the first time in many years we have also received indicative allocations for the following two years. The settlement for next year supports the Council in meeting the increased demand for our services, increasing inflationary costs, and support our investment in improvement. We will also have to meet the continued challenges arising from the pandemic.

Funding levels for 2023/24 and 2024/25 return to lower levels of increase, but these indicative allocations enable us to plan with more certainty over the next 3 years. We must use the opportunity provided in 2022/23 to rebase our Service budgets to meet the ongoing needs of our citizens. We will continue to face financial pressures that outweigh the funding provided and will continue to focus on improving efficiency and as far as possible protecting crucial front-line services from savings whilst improving the quality of our social services for children and adults and Education across the county.

The combination of these factors, and continued uncertainty nationally around the path of the pandemic, the economy and public finance outlook, mean that we continue to face challenging times ahead. We must continue to push ahead with our programmes

of transformation across all our Services while maintaining our focus on delivering high quality local services to our residents.

The ongoing impact of the COVID-19 pandemic has changed the way many of us live, learn, work, and play. As a Council, we continue to focus on helping individuals and businesses respond to, and recover from, the pandemic whilst persevering with our core work and transformation projects. This includes developing new council housing, widening access to services through digital engagement, and progressing the Mid Wales Growth Deal to support the long-term development of our economy.

We are also actively contributing towards creating a Net Zero public service by 2030 and have developed a Biodiversity Action Plan and Climate Change Strategy as part of our ongoing efforts to reduce the negative impact that our activities have on the environment. We intend to safeguard the beauty of our countryside and make our communities healthy, safe and diverse places to live, learn, work, and play for generations to come.

The case for transforming education provision across the County is now widely recognised. The reshaping of our education system continues so that it can provide lifelong learning opportunities for all our young people and equip them with the skills and knowledge they need to fulfil their potential.

This MTFS continues to see closer alignment between the policy framework and the way we plan to use our finances. This is supported by an approach which ensures that our limited resources are prioritised on securing outcomes that matter most to our residents. Our vision set out in our Corporate Improvement Plan Vision 2025 (<https://en.powys.gov.uk/vision2025>) is that, by 2025, Powys will be widely recognised as a fantastic place in which to work, live and play.



Rosemarie Harris
Leader of Powys County Council

Introduction

This document is the financial strategy for Powys County Council for the period 2022 to 2027. It has been developed as part of the overall strategic planning process alongside Vision 2025, the Council's Corporate Improvement Plan. The strategy captures the financial, regulatory and policy drivers affecting the council and sets the direction and approach. It also incorporates the plan for delivering a balanced budget for 2022/23, and indicative budgets for the following 4 years to March 2027. This means the Council has an ongoing financial plan to enable service transformation within the funding levels available.

This financial strategy includes all Council services activity funded by the revenue budget, the Housing Revenue Account and the Capital programme. This information is presented in a 5-year budget model and a 5 year Capital Programme.

The model sets out how a balanced budget will be developed for 2022/23.

The model identifies the estimated requirement for the Council to find ways to reduce its spending by around £22 million over the five-year period of this strategy.

Indicative figures have been provided by Welsh Government for the following two year settlements and the for the final two years of the model indicative figures have been used as in the longer term settlements will be affected by central government's finances in the future. Our modelling is therefore based on best available information but is difficult to predict with any great certainty and is subject to multiple internal and external influences.

MTFS Principles

As well as consideration of future income and expenditure scenarios, the MTFS provides a set of clear principles which will drive the Council's budget and spending decisions over 2022-27 and which Members and others can examine and judge the Council's financial performance against. The ten key principles are to ensure that:

1. The Council will continue to meet its statutory obligations and to demonstrate how its budget supports the priorities contained in Vision 2025.
2. The Council's financial control system will be sufficiently robust to support the delivery of financial plans and mitigate corporate risks.
3. All Council budgets will be reviewed annually to ensure resource allocations are delivering value money and continue to align to the delivery of priority outcomes in Vision 2025.
4. Financial plans will provide an optimum balance between income and expenditure for both capital and revenue.
5. Reserves will not be used to fund recurrent budget pressures or to keep down council tax rises.

6. The Council's General Fund reserve will be maintained at a minimum of 4% of Net Revenue Expenditure (excluding the Schools Delegated budget) over the period of the MTFS.
7. Capital investment decisions will support the Council's corporate priorities and mitigate any statutory risks taking account of the return on investment and robust business cases.
8. Prudential borrowing will only be used to support the capital programme where it is affordable and sustainable within the Council's overall borrowing limits and the revenue budget over the long term.
9. Decisions on the treatment of surplus assets will be based on an assessment of the potential contribution to the revenue budget and the capital programme.
10. Budgets will be managed by members of SLT in accordance with the Council's Financial Procedure Rules.

Strategic Context

Economic and Fiscal Outlook

The Office for Budget Responsibility (OBR) published its report "Economic and fiscal outlook" in October 2021. The report provided an analysis and forecast of the UK's public finances.

The successful vaccine rollout has allowed the economy to reopen largely on schedule, despite continuing high numbers of coronavirus cases. The vaccines' high degree of effectiveness, combined with consumers' and businesses' surprising degree of adaptability to public health restrictions, has meant that output this year has recovered faster than expected in March, boosting tax revenues in the process.

The economy is now expected to grow by 6.5% in 2021 (2.4% faster than predicted in March), and unemployment to rise only modestly to 5.25% this winter (1.25% lower than March), which helps the budget deficit to almost halve to £183 billion in 2021-22 (£51 billion lower than March).

But the strength of the rebound in demand in the UK and internationally has led it to bump up against supply constraints in several markets. These have been exacerbated in the UK by changes in the migration and trading regimes following Brexit. Energy prices have soared, labour shortages have emerged in some occupations, and there have been blockages in some supply chains. These can be expected to hold back output growth in the coming quarters, while raising prices and putting pressure on wages. CPI inflation was expected to reach 4.4% next year, however recent updates now project inflation peaking at close to 5% next year.

Over the medium term, the OBR have revised up real GDP as they now expect post-pandemic scarring of potential output to be 2% – rather than the 3% assumed in March. Uncertainty around this judgement remains large, however, with limited evidence as yet regarding how smoothly furloughed workers will be reabsorbed into

employment, whether those workers who became inactive or left the country during the pandemic will re-enter the labour force, and how fully shortfalls in capital investment, innovation, and the acquisition of skills will be made up. With inflation also higher and more persistent, they have revised up nominal GDP – the key driver of tax revenues – by 4.1% in 2025-26 relative to March, boosting pre-measures revenue forecast by 4.5% in that year. While higher inflation also boosts public spending, overall pre-measures forecast for borrowing is lower by £38 billion a year on average relative to the March forecast.

Against the backdrop of an improved underlying fiscal outlook, the Government has announced a significant discretionary increase in both the tax burden and the size of the post-pandemic state.

The improvement in the fiscal outlook is sufficient to enable the Chancellor to meet his fiscal target of getting underlying debt falling as a share of GDP by the third year of our forecast (2024-25 in this one). This new fiscal mandate is codified in a revised draft Charter for Budget Responsibility published alongside the Budget, which also includes supplementary targets for balancing the current budget within three years and capping public investment and welfare spending over different periods. All these new targets are set to be met too. Finally, the Charter identifies additional measures of debt affordability and public sector balance sheet performance that will guide the Chancellor's management of fiscal policy. In the OBR's central forecast, underlying debt falls by 0.6% of GDP in 2024-25, the current budget is in surplus by 0.9% of GDP, public investment averages 0.3% of GDP below its cap, and welfare spending is £2.8 billion below its effective cap. These margins are all well below the historical average three-year ahead forecast error for the current balance of 2.3% of GDP and for the change in debt of 3.8% of GDP.

UK Government's Spending Round : Implications for Wales

The UK Government is providing the Welsh Government with an additional £2.5 billion per year on average through the Barnett formula over the Spending Review period. This is on top of its annual baseline funding of £15.9 billion. The Welsh Government is also receiving an additional £425 million this year.

In addition, funding is provided for a number of specific initiatives including the Levelling Up fund, City and Growth deals, Global Centre of Rail Excellence, the Net Zero Strategy, and the Shared Rural network (to deliver high-quality 4G mobile coverage to 95% of the UK).

Welsh Government's Draft Budget for 2022-23

Overall, the Welsh Government's Total Managed Expenditure will be just over £23.7bn in 2022-23. Indicative allocations show this rising to £24.7bn in 23-24 and £25.1bn in 24-25. Within that definition is the Departmental Expenditure Limit (DEL) which is the element of the budget under direct Ministerial control.

The capital and revenue DEL increases by £2.6bn (13.7%) to £21.4bn. Day-to-day spending will increase by £2.5bn (15%) to £18.8bn and spending on capital will increase by £122m (4.9%) to £2.6bn. The capital increase is small compared last

year and the reallocation among the budget lines is the result of a zero-based review. The climate change portfolio is the biggest winner.

Welsh Government's set out their priorities which continue to be health and local government services. They suggest that the increased Settlement will enable local authorities to continue to deliver the services their communities want and need as well as supporting national and local ambitions for the future, including responding to the climate and nature emergency and contributing to our Net Zero Wales plan.

The Local Government Revenue Settlement

The Aggregate External Finance (AEF) will increase by £437 million a 9.4% increase. Authority's settlements the lowest increase is Blaenau Gwent with 8.4% (RCT is slightly higher) and the highest is Monmouthshire with an increase of 11.2%. The range is largely a reflection of movements in several datasets derived from the schools' census and financial data.

The settlement provides the indicative Wales-level core revenue funding allocations for 2023-24 and 2024-25 are £5.3bn and £5.4bn respectively – equating to an uplift in the first year of £177m (3.5%) and, in the second year of £128m (2.4%). These figures are indicative and dependent on both the current estimates of NDR income over the multi-year settlement period, and the funding provided to Welsh Government by the UK Government through the 2021 Comprehensive Spending Review.

The Minister has responded “to the need to ensure that hardworking staff receive well-deserved pay rises in the future”. In particular including funding to enable local authorities to meet the additional costs of introducing the real Living Wage for care workers as set out by the Minister for Health and Social Services.

The settlement maintains the approach taken in 2021-22 and continues to freeze the non-domestic rates multiplier for 2022-23. An additional £35m in RSG is provided in 2022-23 to offset the reduced income and a further £1m for the following two years. It also continues to provide £4.8m for authorities to deliver additional discretionary rates relief for local businesses and other ratepayers to respond to specific local issues.

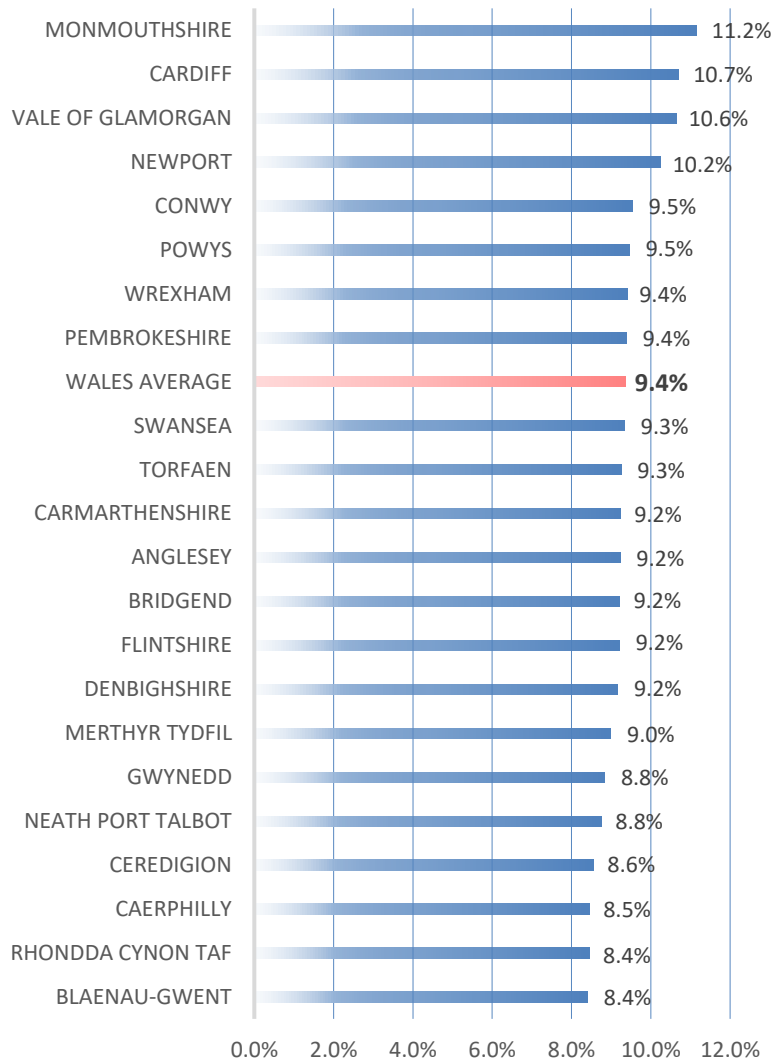
The funding provided through the Settlement also recognises the decision made around the 2021/22 teachers' pay deal and includes funding for the costs arising from the 2022/23 pay deal, which fall within this Settlement year. No further funding will be made available in-year in recognition of the 2022/23 teachers' pay deal, and authorities' budget planning must accommodate these costs.

More widely on public sector pay, the Settlement includes funding to cover the increased costs local authorities will face arising from the UK Government's announcement to increase National Insurance contributions for employers.

Information on specific revenue and capital grants planned for the following three years was also published. For 2022-23, these amount to more than £1.1bn for revenue and over £700m for capital. The indicative information will be further updated in the final settlement.

The provisional AEF for Powys in 2022/23 is £210.257 million. Funding in Powys has increased in cash terms by £18.374m, a 9.6% increase.

Figure 1: Changes to AEF, 2021-22 to 2022-23 by local authority, after adjusting for transfers



Source WLGA Briefing WG Budget and provisional LGF Settlement 2022-23

The impact of the Coronavirus Pandemic

The pandemic continues to have a significant impact on our financial position and without the support from the Welsh Government Hardship fund we would be facing a deficit this year which would inevitably deplete our reserves and place the council at financial risk. This specific funding will cease on 31st March 2022. We must clearly understand how the pandemic could continue to impact on our services, our costs and our levels of income into the new financial year and ensure funding is set aside for this outlay.

It is likely that the financial impact of the pandemic will continue into 2022/23 and will almost certainly affect public sector finances for many years.

The Finance Minister's statement recognises the progress of the pandemic and its ongoing impact on public services which continues to be highly uncertain. The Minister has considered how to manage pandemic support for local authorities and concluded the balance lies in providing funding in the first year (2022-23) through the Settlement, in recognition the ongoing impact of the pandemic on services which authorities will need to manage.

The Council has considered the ongoing impact of the pandemic and worked these costs into our service plans. These ongoing costs are recognised in our revenue budget for 2022-23. There is still uncertainty about the course of the pandemic and the ongoing impact it could have on our costs or our ability to raise income if further restrictions are imposed.

Planning over the medium term is difficult with heightened levels of uncertainty, with continued impact on our own income streams for Council tax and fees and charges, will these recover to normal levels post pandemic or will the impact continue into future years. The economic impact of the pandemic could also have wider repercussions for people's ability to pay for services.

Given the breadth and depth of the impact of the pandemic to date, alongside the uncertainty surrounding its future course, the Council will continue to face difficult choices for the coming year.

We must ensure that we continue to maintain a sustainable and robust medium term financial planning.

Local Context

Powys County Council has taken action to reduce its spending by more than £104 million over the last decade as a response to cuts in government funding and the need to meet inescapable additional costs in some areas.

The local context affecting our funding and demand for services is well recognised and heavily influenced by Powys being sparsely populated with a wide geographic area requiring services. Powys has a higher than average older population that is predicted to increase at a faster rate than the national average. This statistic can largely be attributed to people living longer because of better healthcare and improved lifestyles together with an inward migration of people above retirement age to the County. Conversely, the county's younger population is declining with a reducing birth rate and a sizeable outward migration of young people. Further and higher education and career opportunities are the main contributors to this trend.

This Council understands its legal obligation to set and deliver a balanced budget each year and has a significant transformation programme underway to improve the quality of key services such as education, social care, highways, transport and recycling while also reducing our operating costs over the medium term.

On the current modelling, to deliver a balanced annual budget between April 2022 and 2027 the Council will need to reduce its spending by more than £18 million (2023-27) and to increase council tax by 5% from 2023-2027. This will be achieved

through transformational change and cost efficiencies but reductions in some services offered will also be inevitable.

These factors in combination present significant challenges to the Council. As evidenced in the Rural Cost Analysis (<https://en.powys.gov.uk/article/7842/Funding-changes-needed>) the provision of services to a dispersed and relatively small population is expensive as a result of greater transport costs and the demand for facilities to be delivered locally or within a commutable distance.

Vision 2025 – Our Corporate Improvement Plan

Vision 2025 is the Council's overarching plan for the future of Powys. It shares our vision and details the well-being and equality objectives we need to prioritise and the activities we will take to get us there. Our plan shows how our resources will be invested, and what improvements stakeholders will see when we achieve our outcomes. aligning our workforce activities with our organisational aims.

The Vision and Corporate Improvement Plan have been reviewed and the priorities redefined, the vision now reads as “By 2025 Powys will be widely recognised as a fantastic place in which to work, live, learn, work and play”

Our Well-being and Equality objectives:

- We will develop a vibrant **ECONOMY** (Well-being Objective 1)
 - We will enable people with a disability to have improved opportunities for valued occupation including paid employment (Equality Objective 1)
 - We will ensure equality of opportunity for all our staff and take action to close the pay gap (Equality Objective 2)

- We will lead the way in providing effective, integrated **HEALTH AND CARE** in a rural environment (Well-being Objective 2)
 - We will improve the availability of accessible homes, adaptable homes and life-time homes, that provide suitable and sustainable accommodation for future generations (Equality Objective 3)
 - We will help people to get the support they need to prevent homelessness (Equality Objective 4)

- We will strengthen **LEARNING AND SKILLS** (Well-being Objective 3)
 - We will improve opportunities and outcomes for children living in poverty (Equality objective 5)

- We will support our **RESIDENTS AND COMMUNITIES** (Well-being Objective 4)
 - We will improve opportunities for our residents and communities to become more digitally inclusive, enabling them to easily access the services they need and participate fully in everyday life (Equality Objective 6)

The Corporate Improvement Plan is our road map for the next four years, setting out our top priorities and milestones, including those we are working on with our partners which are also articulated in the Powys Public Services Board Wellbeing Plan

Towards 2040, and the Powys Regional Partnership Board Joint Area Plan A Healthy Caring Powys.

Delivering Vision 2025: Transforming the Council

The Council continues with its ambitious Transformation Programme to help deliver Vision 2025, the governance of which is shown in the diagram below. The Vision 2025 Transformation Programme contains nine key programmes as shown in the diagram below.



The Programme is governed by a Transformation Delivery Board comprising the Cabinet and the Executive Management Team. Progress is included in the Council’s performance management reports which are presented to Cabinet each quarter. There are service transformation programmes also underway across the Council and progress on these also reported to the Board at regular intervals whilst some services: Education, Housing and HTR report directly to Service Improvement Boards.

Medium Term Financial Planning

The Council’s budget planning has traditionally been determined using an incremental budgeting approach and has tended to focus on one year with limited development over the longer term. This will not deliver a sustainable financial

position for the Council going forward. The Council is therefore moving to an Outcome Based Budgeting approach, focused on the medium to long-term and aligned to service and workforce planning.

The strategy is based on an approach which brings together all elements of the Council activity to deliver Vision 2025, a programme of transformation, and one which encompasses service improvement and delivers appropriate levels of statutory service. It will better align revenue and capital to ensure that our limited resources are prioritised to achieve maximum effectiveness and based on securing outcomes that matter to our residents.

The strategy is supported by a detailed five year budget model. The budget model has been improved with scenario planning across Best, Realistic and Worse case scenarios. Funding, pay and price pressures and changes in service demand have been modelled on this basis and the budget gap identified for each year of the plan. This provides the basis for the allocation of funding to each service.

The introduction of the Integrated Business Plan has been developed over the last couple of years and the process is now starting to embed across the Council

Service Evaluation is key to the process, performance, cost analysis, benchmarking, regulatory recommendations, proposals for improvement and Service User / Resident Feedback all feature. The objectives for the services which align to the 5 ways of working and the 7 Well-being goals of The Well-being of Future Generations (Wales) Act 2015) and meet statutory requirements and legislative changes are defined.

In finding sustainable solutions for service delivery objectives should broadly align to any 1 of the following requirements:

- Objectives to redesign services to deliver them more efficiently, effectively or in an alternative manner.
- Objectives that identify key delivery partnerships or outsourcing opportunities
- Objectives that contribute positively to support Climate Change
- Objectives that realise opportunities to stop delivering services because requirements or priorities have changed, allowing the planned release of resources.
- Objectives that realise opportunities to generate additional income.

Workforce implications are identified and inform the council's workforce development and training needs. Risks and impact are assessed and defined.

The service area budget is developed based on the allocation of resource to deliver each of the objectives. These individual Integrated Business Plans all feed into the overarching Corporate Plan and budget for the Council.

Funding Assumptions

The Welsh Government provides funding to the Council in the form of a Revenue Settlement Grant (RSG) and a share of the National Non-Domestic Rates Pool (NNDR). Together they constitute the Council's Aggregate External Finance (AEF), which represents approximately 69.6% of our funding.

The Provisional Settlement or Aggregate External Funding (AEF) figure was announced on 21st December 2021 and the core revenue funding for local government in 2022-23 will increase by 9.4% on a like-for-like basis compared to the current year. In 2022-23, local authorities will receive £5.1 billion from the Welsh Government in core revenue funding and non-domestic rates to spend on delivering key services. No authority will receive less than an 8.4% increase.

Powys has £1,586 of funding per capita, compared to the Wales average of £1,611 and the year on year change ranks 13th out of all the Unitary Authorities,

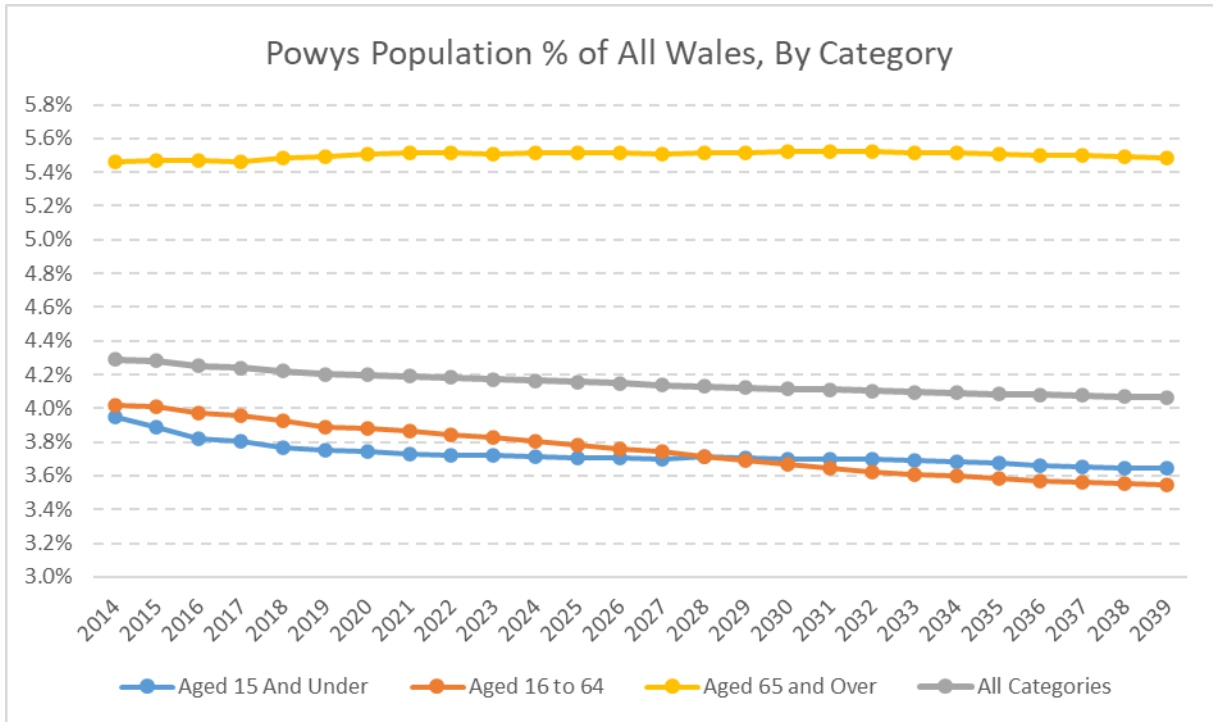
Powys collects NNDR (more commonly known as Business Rates) from businesses within the county. These funds are pooled at a national level and redistributed to Councils via a formula. Powys receives over £13m more than it collects.

Powys' Settlement also reflects movements in the factors included in the overall formula like population projections, pupil numbers and benefit claimant counts. The key indicators are shown in the table below.

Changes in Key Datasets								
Dataset ¹	2021-22	2022-23	%	Rank				%
	Final	Provisional	Difference		2021-22	2022-23	%	
	Final	Provisional	Difference	Rank	Final	Provisional	Difference	Difference
Total Population ²	132,475	132,538	0.0%	18	3,163,125	3,171,125	0.3%	
Pupil Numbers - Nursery and Primary	9,577	9,589	0.1%	6	261,664	260,454	-0.5%	
Pupil Numbers - Secondary in year groups 7-11	6,452	6,452	0.0%	21	165,357	168,413	1.8%	
Free School Meals - Primary	1,034	1,147	10.9%	3	45,270	48,459	7.0%	
Free School Meals - Secondary	637	719	12.9%	5	26,400	28,711	8.8%	
IS/ JSA/ PC/UC (not in employment) claimants - 18 to 64	1,782	3,139	76.2%	1	90,136	131,795	46.2%	
IS/ JSA/ PC claimants - 65+	4,035	3,827	-5.2%	12	100,207	95,063	-5.1%	
IS/ JSA/ PC/UC (not in employment) claimants - all ages	5,837	7,027	20.4%	7	191,132	228,728	19.7%	
SDA/DLA/PIP claimants - 18 to 64	4,502	4,570	1.5%	19	142,657	146,859	2.9%	

The total number of people living in Powys seen a slight decline over recent years (see graph below) with the table above showing a very slight increase between 2021-22 and 2020-23, this may however be due to the change in the data collected which is now based on the mid-year estimates. The population across Wales has increased and the change across other authorities has an impact on Powys and the distribution in funding.

The population trend across Powys is shown in the table below with further decline expected over the next 18 years to 2039, with the working age population showing the largest decline.



Powys has seen a continued decline in pupil numbers over the last ten years and although numbers are stabilising, they are not projected to recover to their former levels. Even if maintained at their current levels, the increase in numbers elsewhere in Wales will potentially mean we have less funding in our future settlements.

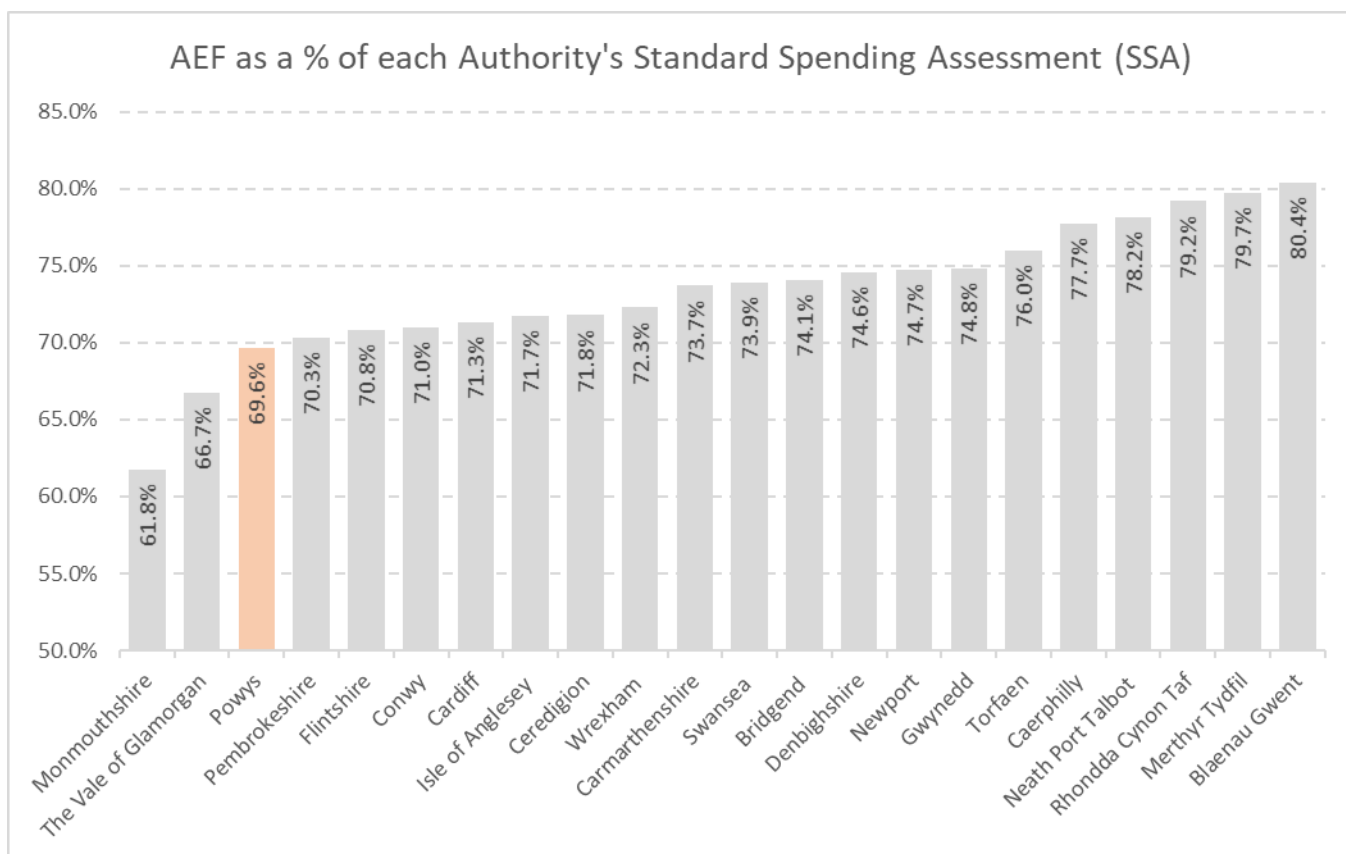
Welsh Government have provided indicative figures in the settlement for the following two financial years of 3.5% and 2.4% and have been factored into the FRM £7.3 million and £5.2 million. For 2025-26 onwards we are assuming 2% increase which equates to funding equal to approx. £4.4 million.

Specific Grants

In addition to the AEF, Councils also receive specific grants which are accompanied by specific terms and conditions as to how they can be used. We receive around £55 million of grant funding next year. These grants can change year on year and where a grant has been reduced or withdrawn, the Council's policy is that the service funded by the grant also reduces or ceases.

Council Tax

Council Tax represents around 30.4% of the Council's Net Revenue Budget. Powys' Council Tax contribution is proportionally greater than other Authorities, an authorities' ability to raise Council Tax is calculated on the Council Tax base and Powys has a higher Council Tax base than most of the other authorities. The below graph shows the percentage of each Local Authority's Standard Spending Assessment covered by central funding (AEF).

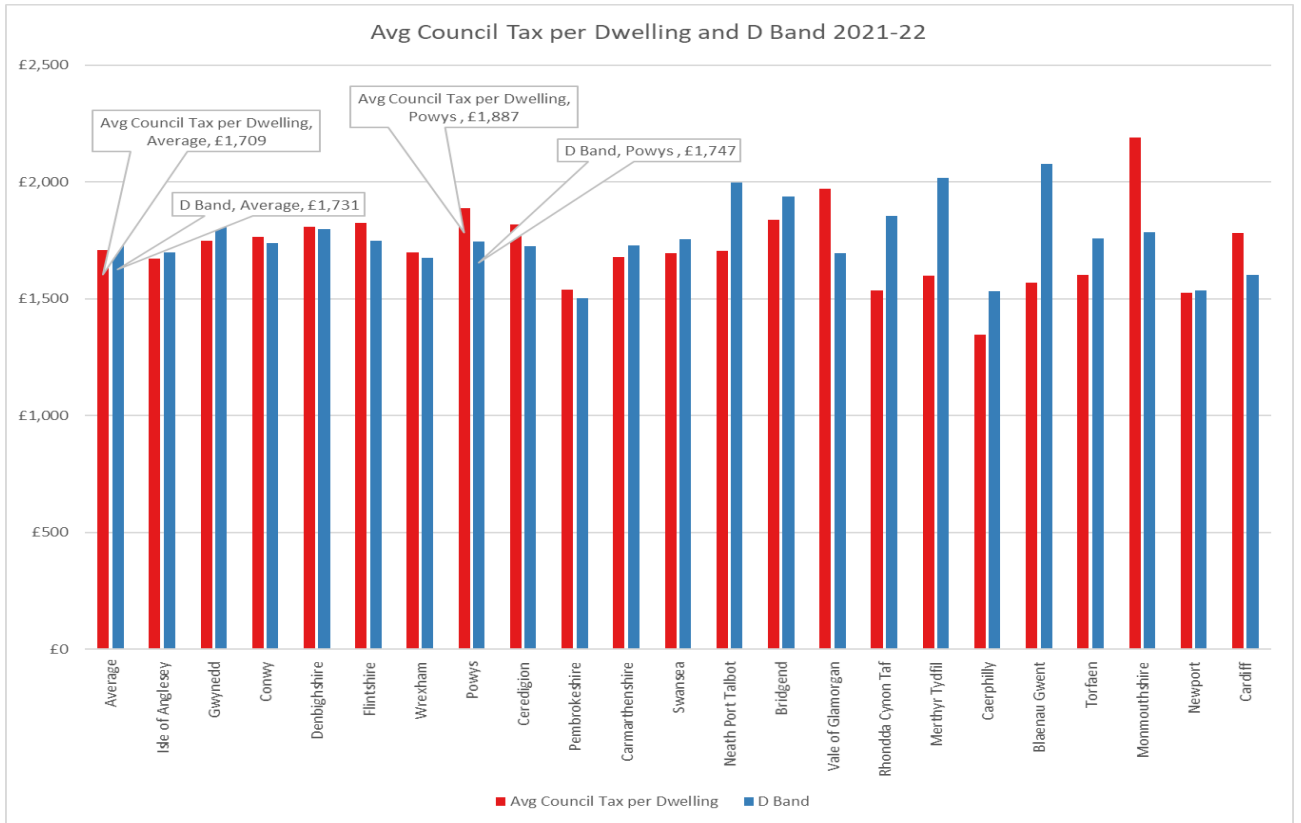


In our financial model (FRM), we are proposing an increase in Council Tax each year of 5% for future years.

The total Council Tax households will have to pay will be affected by decisions from public bodies, including Community Councils and the Police Authority. The following table indicates the additional permanent funding that Council Tax increases ranging from 1% to 10% would produce.

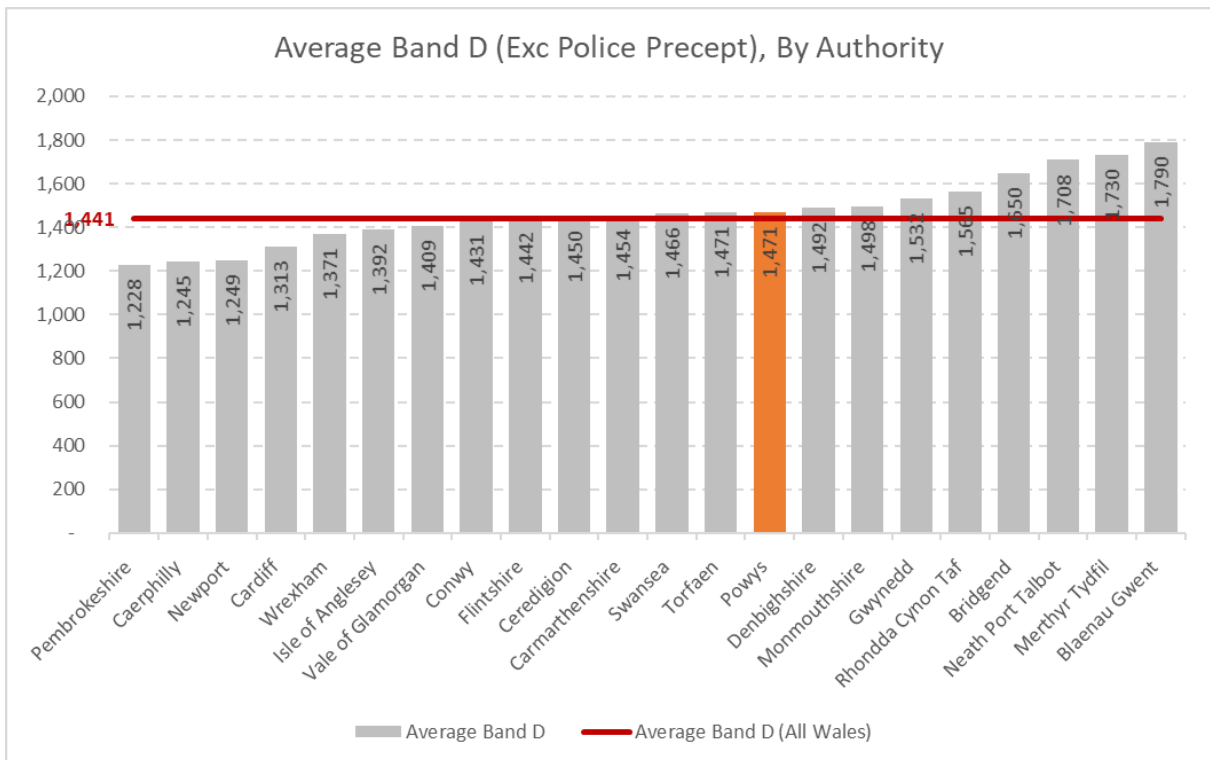
2022/23							
% Change Council Tax	1.00%	2.00%	3.00%	4.00%	5.00%	7.00%	10.00%
£'000	£921	£1,841	£2,762	£3,682	£4,603	£6,444	£9,206

A balance needs to be struck between the ability to raise enough money to fund important services to the right level and the impact increasing taxation has on the residents of the County. Average council tax per dwelling in Powys for 2021/22 was the 3rd highest in Wales, this is particularly sensitive in a county with one of the lowest average wage levels in Wales. The graph below compares Powys against Welsh Local Authorities in terms of 2021/22 council tax average cost per dwelling and the Band D average (these figures include all precepts).



For 2021-22, the average annual Council tax bill for a Band D property in Powys was £1,747 (including community council and police precept). This was broadly in line with the Wales average for Band D properties of £1,709.

The table below shows the Band D Council Tax level for each of the local authorities in Wales (excluding all precepts).



Council Tax collection rate for 2020-21 was 97.0% (0.2% down on previous year) which compares with an average of 95.7% for all unitary authorities in Wales. The highest collection rate in Wales for 2020/21 was 97.5%

The pandemic continues to have an impact on Council tax collection across Wales, at the end of November 2021, an average reduction of 0.98% (improvement upon 2020-21 of 1.58%) has been recorded across Wales. Powys has suffered the least impact with collections rates down by 0.49% (last year 0.66%).

Revenue Budget

Our revenue budget indicates what we will spend on day to day services. It includes the cost of salaries for staff employed by the Council, contracts for services procured by the Council, other goods and services consumed by the Council and the cost of financing borrowing to support the capital programme. Our revenue spending priorities are determined according to the Council's statutory responsibilities and local priorities as set out in our corporate plan (Vision 2025).

Reductions in funding and increasing cost pressures place significant pressure on service delivery. Over the last decade we have made savings of more than £104m. Our financial strategy must identify and calculate the impact of pay, price and inflationary increases, changes in demand for service provision, changes in statutory and legislative obligations, and the funding of our local priorities. Each Services Integrated Business Plan will inform the overall Councils Budget Plan, these will define all the objectives of the service. The plans capture the service's vision and highlights its key roles and responsibilities in supporting the Councils Vision 2025 Corporate Improvement Plan Outcomes, and statutory responsibilities along with the intended outcomes for service users and / or residents. In addition, the Programmes to deliver the Vision 2025 have been developed and are monitored through the Council's Transformation Delivery Board for inclusion in the annual budget cycle and 5-year plan.

It is expected that the Vision 2025 will be delivered within the existing Revenue Budget. Some investment may be required to support capital expenditure or transformational activity and funding identified to support our plans will be allocated based on sound business cases.

We set our budget within a statutory framework under the Local Government Act 2003 that requires a balanced budget for the forthcoming financial year. There is no requirement to set out a balanced position beyond the next year, but the five-year strategy has been developed to enable longer term planning and transformation.

The Medium Term Financial Strategy:

- Identifies the cost of implementing our Vision;
- sets out future funding levels from Welsh Government;
- considers the level of Council Tax to be raised;
- identifies and estimates the cost pressures facing the Council;
- sets out the policy on Reserves;
- identifies the gap between our funding and expenditure.

How we will balance the budget

The table below sets out the proposed draft net budget for 2022-23 at £302,323 million, including the Delegated Schools' Budget.

£'000	Base Budget	Inflation	Demography	Pressures	Transformation	Savings	2020/21 Undelivered Savings	Budget 2022/23	Variance	% Increase
Delegated	81,717	3,136	-227	133	0	0	0	84,759	3,042	3.7%
Education	10,789	406		829	824	(55)	0	12,792	2,003	18.6%
HTR	28,106	1,268		1,008	0	(311)	106	30,176	2,070	7.4%
H&CD	5,305	386		0	0	(172)	0	5,518	213	4.0%
PPPP	4,845	436		872	0	(21)	50	6,182	1,337	27.6%
ASC Commission	3,293	160		0	0	0	0	3,454	160	4.9%
ASC	67,266	784	623	9,129	55	(3,329)	100	74,628	7,363	10.9%
Children	25,959	635	280	3,639	0	(2,719)	0	27,793	1,835	7.1%
Finance	6,085	295		0	0	(39)	0	6,341	256	4.2%
Transf/Comm	1,512	80		106	65	(51)	0	1,712	200	13.2%
WOD	2,036	144		267	54	(135)	120	2,487	451	22.1%
Digital	4,259	284		312	831	(25)	819	6,479	2,220	52.1%
Legal	3,087	115		226	0	(170)	123	3,380	293	9.5%
Corp	35,523	60		1,178	500	(642)	0	36,620	1,097	3.1%
Total	279,782	8,188	676	17,699	2,329	(7,668)	1,317	302,323	22,541	8.1%

The table shows the 2021-22 base budget and proposed changes across each service to provide a base budget for 2022-23, including:

- Pay Awards – 2021/22 realignment and 2022/21 awards – National Agreement £5.942 million
- Non- pay inflation £0.947 million
- National Insurance 1.25 % increase £1.299 million
- Demographic changes – Learning disability transitions and additional Looked after Children estimations - £0.676 million
- Corporate Pressures – Fire levy and council tax reduction scheme - £0.622 million
- Real living wage to be paid to carers estimated at an additional £2.3 million on current care contracts
- Specific Services Pressures – contract inflation, remedial works, replace grant reductions, full year effect of part year social care placements, social care support for rising demand, post 16 transition support, local development plan - £14.777 million
- Transformation – no longer funded by Capital Receipts, Revenue Budget, bids approved reflect Vision 2025 Transformational work £1.829 million and £0.50 million for redundancies.

Reductions in funding as follows:

- £7.7 million of cost reduction proposals, the detail of which is provided at Appendix C, with Impact Assessments on each of the proposals attached at Appendix I.

The Council's budget reflects the totality of the Council's costs including salaries and wages, the purchase of goods and services, premises costs and the revenue cost of financing our capital programme. The budget is financed by all the Council's income

sources including AEF, council tax, fees and charges, specific grants and contributions from other bodies.

Income from fees and charges makes a significant contribution (£65 million per annum) to the Council's budget and the Council's approach to income generation is included in the MTFs.

The budget proposed for 2022-23 includes increasing of fees and charges in line with inflation, where permitted, and where appropriate, the principle of full cost recovery has been applied. The Fees and Charges register has been updated and it, together with an explanatory note, is attached as Appendix D and E.

The financing of the net budget comes from the Welsh Government settlement and Council Tax income. The table below summarises the 2022-23 budget requirement and how it will be financed.

REVENUE FUNDING	2021/22	2022/23	Change
	£'000	£'000	£'000
AEF (RSG & NNDR Allocation)	191,883	210,257	18,374
Council Tax	87,900	92,066	4,166
Total Projected Revenue Funding	279,783	302,323	22,541

The current FRM modelling is summarised below.

FINANCE RESOURCE MODEL 2022-2027

REVENUE FUNDING	2022/23	2023/24	2024/25	2025/26	2026/27
	£000s	£000s	£000s	£000s	£000s
AEF (RSG & NNDR Allocation)	18,374	7,359	5,223	4,457	4,546
Council Tax	4,166	4,601	4,851	5,074	5,327
Total Projected Revenue Funding	302,322	314,282	324,356	333,887	343,760

REVENUE EXPENDITURE					
Base Budget (Prior Year)	279,782	302,322	317,424	330,957	344,508
General Inflation:	3,707	4,288	4,370	4,426	4,514
Total Demographic Pressures	676	1,590	1,677	1,714	1,753
Total Corporate and Service Specific Pressures	22,180	10,863	8,612	7,888	7,717
Savings	(7,668)	(1,640)	(1,127)	(477)	(250)
Undelivered Savings previous years	1,317	0	0	0	0
Transformation	2,329	0	0	0	0
Total Projected Revenue Expenditure	302,322	317,424	330,957	344,508	358,243
Funding (Shortfall)/ Surplus - Cumulative	(0)	(3,141)	(6,600)	(10,621)	(14,483)
Funding (Shortfall)/ Surplus - In Year	0	(3,141)	(3,459)	(4,021)	(3,862)

The budget for 2022-23 has been balanced through cost reductions and a level of council tax at 3.9%. For the following four years the FRM highlights that we estimate £59 million of pressures (including inflation, demographic and service pressures) which will in part be mitigated by £3.5 million of cost reductions and a council tax level of 5%. We have assumed Welsh Government settlements of 3.5%, 2.4% and 2% then after. A cumulative deficit of £14.48 million is forecast by the year four.

The following strategies will continue to be used to address the gap where feasible:-

- The transformation of service provision;
- Improved efficiency and a “Right First Time” ethos;
- Identification of investment opportunities and income;
- Capital Programme – reviewed, opportunity to invest;
- Cross Cutting Themes;
- Income generation/fees and charges;
- Reconsider the levels of Council Tax increase;
- Some service reductions – ceasing or reductions to levels of service;
- The use of the Spend to Save reserve to support transformation;
- The raising of capital receipts to support capital investment.

Council Wide Operating Principles for Transformation

- Moving from an organisational focus (supporting our own internal requirements and functional silo’s) to a focus that looks to meet our residents and communities’ needs;
- Management ethos focuses on improving the outcomes for residents and communities by removing barriers.
- Moving from functional silos to services that effectively meets our residents and communities’ demand.
- Decision making is based on a clear set of principles, experience, knowledge, robust evidence and is taken as close to the frontline as possible.
- Continuous improvement informed by timely data which will measure how well we are delivering outcomes for residents and communities.
- Accountable for activities and accepting responsibility, resulting in transparent delivery of effective outcomes.
- We challenge everything we do and will realise the right outcomes using our transformation methodology.
- Partnerships are outcome focused, based on collaboration and strong relationships (working together, stronger together).

The transformation of services will require investment to implement. This is supported within our financial planning by using capital receipts to capitalise appropriate costs under the Welsh Government Capitalisation Directive. We will also bid for additional resources from Welsh Government to support our programme.

Budget Principles

The approach to budget setting is underpinned by the following Budget Principles approved by Cabinet:-

- a. Flexible, Remote and Mobile working
The introduction of the New Ways of Working project is reviewing how and from where our staff will work and deliver services. Building on the way we have worked throughout the pandemic many staff have worked effectively from home or other sites and this project embraces the benefits of providing flexible work solutions. The implementation of the project will deliver efficiencies, improved productivity, reduce commuter and work travel for some and enable us to downsize corporate offices. There is considerable cost tied up in the corporate estate and these savings will be further explored, based on the new working arrangements.
- b. Improving Collaboration
The Welsh Government's policies on local government collaboration mean we will continue to seek partnering arrangements. The Local Government and Elections (Wales) Act 2021 created the framework for a consistent mechanism for regional collaboration between local government, namely Corporate Joint Committees (CJCs). This has now been formalised with the requirements for a CJC to be in place from 2022/23 with Ceredigion. It will exercise functions relating to strategic development planning and regional transport planning, it will also be able to do things to promote the economic well-being of their areas. In contrast to other joint committee arrangements, CJCs are separate corporate bodies which can employ staff, hold assets and budgets, and undertake functions. One of the key principles which underpins the development of the CJC legislative framework is that CJCs should be treated as a member of the 'local government family' and, where appropriate, should largely be subject to the same powers and duties as principal councils in the way they operate. There may also be further scope to explore the various collaborative models including partnerships and shared services. We already collaborate but more can be done, and the Local Health Board is a key partner under this theme.
- c. Customer Insight
The Business Intelligence function has made progress since its creation. However, we are still richer in data than information. Improved decision making and performance through better customer insight may be an area where financial gains can be made.
- d. Business Process Improvements
There is already good evidence that progress has been made in this area. However, this is patchy, and the organisation needs to fully embrace business process improvement techniques. Technology and our Digital Strategy can assist this area with key elements looking to automate tasks and better integrate systems to make processes more efficient. Investment here can bring significant savings which may not impact directly on front-line service delivery and therefore should be politically easier to deliver.

- e. Productivity
Access to information, better techniques and relevant training can increase productivity and more responsive services (this should be linked to business process improvements outlined above). Areas such as customer relationship management, workflow and case management can also be looked at under this theme.

- f. Flexibility
It may be appropriate to support the workforce in work/life balance issues whilst remaining within Local Government terms and conditions. The council has already offered the workforce the options of a more flexible approach to leave arrangements that sees staff `buy` additional holiday by being able to take unpaid leave to external holidays. The benefit of a more flexible workforce increases morale and productivity.

- g. Commercialisation.
A more commercial approach is already evident with contracts being won, and services provided, to other public organisations. The Council has already set up "Powys Commercial Services" a local authority trading company and this provides a vehicle for additional trading opportunities. This will form a key part of our future planning. There is great scope to increase the income flows to the Council. The services will need to be run on a commercial basis and will have to compete locally as well as nationally.

Financial Resilience

The Council continues to put financial resilience at the forefront of its financial activities and draws upon the support from Audit Wales who undertake regular pan Wales assessments on councils' financial sustainability. In 2020, at the height of the pandemic they undertook a baseline assessment of the initial impact of COVID-19 on local councils' financial position and findings confirmed that councils and the Welsh Government have worked well together to mitigate the impact of the pandemic to date, but the future sustainability of the sector is an ongoing challenge. "The pandemic has had an immediate and profound effect on public sector finances as a whole and, as a consequence, on councils' financial position".

In 2021 a further assessment concludes the financial sustainability assessment work during 2020-21 and identified that financial sustainability was a key risk to councils' arrangements before the pandemic occurred. The focus of their report included arrangements to secure value for money in the use of resources and the general trend of decreasing resources for local government combined with rising demand for some services.

The findings of the Powys Financial Sustainability review published in July 2021 set out three proposals for improvements - addressing the medium term budget gap, ensuring that the ambitious capital strategy is affordable and continues to ensure that it monitors whether its budget planning processes are having the desired effect and helping to prevent significant overspends in key service areas. The delivery of these are monitored through the Regulatory Tracker.

The Council draws upon CIPFA’s pillars of financial resilience and indicators of financial stress as a framework for improvement within its Finance Transformation plan. Symptoms of stress and pillars of resilience are shown in the diagram below:

CIPFA Pillars of Financial Resilience



Significant progress has been made to improve financial resilience and is evidenced in the Audit Wales review and documented as part of our Financial Management (FM) Code Assessment. This is a self-assessment that Powys has undertaken in 2021, which is designed to support good practice in financial management and assist local authorities in demonstrating their financial sustainability. It is up to each authority to determine the extent to which it complies with the Code and to identify what action it may wish to take to better meet the standards that the FM Code sets out. It becomes mandatory in 2022.

The FM Code has several components, including CIPFA 6 Statement of Principles of Good Financial Management. The principles are as follows:

- Organisational leadership – demonstrating a clear strategic direction based on a vision in which financial management is embedded into organisational culture.
- Accountability – financial management is based on medium-term financial planning, which drives the annual budget process supported by effective risk management, quality supporting data and whole life costs.
- Financial management is undertaken with transparency at its core using consistent, meaningful and understandable data, reported with appropriate frequency and with evidence of periodic officer action and elected member decision making.

- Adherence to professional standards is promoted by the leadership team.
- Sources of assurance are recognised as an effective tool mainstreamed into financial management and include political scrutiny and the results of external audit, internal audit and inspection
- The long term sustainability of local services is at the heart of all financial management processes and is evidenced by prudent use of public resources

The initial self-assessment confirms that of the 63 activities that underpin the 7 standards, 39 are rated green (62%) and 24 rated amber (38%), there were no red rated activities. An action plan to oversee the delivery of actions will be reviewed, updated and report formally at year end.

Standard	Green	Amber	Red
The responsibilities of the Chief Finance Officer and leadership team	3	6	
Governance and financial management style	9	5	
Medium and long term financial management	6	5	
The annual budget	5	0	
Stakeholder engagement and business cases	4	4	
Monitoring financial performance	6	4	
External financial reporting	6	0	
	39 (62%)	24 (38%)	0

Reserves

The **Reserves Policy** establishes a framework within which decisions are made regarding the level of reserves held by the Council and the purposes for which they will be maintained and used. This is a key component of the MTFS as a sound reserves policy is essential to underpin the financial sustainability of the Council. It is for this reason that we have developed our approach to reserves through an effective policy.

The use of reserves and the levels at which they are maintained is determined on an annual basis as part of the Council's budget setting process following a risk based assessment. The approach is supported by the policy around the use of reserves. In the main reserves are held corporately rather than service based, except where specific reserves and their use have been agreed.

The Council faces a continuing financial challenge, and it is essential that a prudent reserve level is in place to ensure enough financial capacity is available. This cannot be stressed too highly given the level of cost reductions, the risk inherent in the budget and the significant challenge to balance the budget over the medium term.

The level and purpose of holding of reserves is a matter for each authority to determine as part of sound financial management.

The more reserves held by a council indicates that its financial position is more sustainable. As per the recent Audit Wales report “Financial Sustainability of Local Government as a result of the COVID-19 Recovery and Future Challenges September 2021” identified that Council in Wales had not relied upon their reserves to balance the 2020-21 accounts largely due to the additional funding available to them to mitigate the impact of the pandemic. But significant future challenges remain.

Ring-fenced and Specific Reserves are identified and held for defined purposes; this includes a Spend to Save reserve which provides a source of funding for transformational activity across the Council.

Income, Fees and Charges

Income generated through fees, charges and rentals plays an important part of our financial strategy. The Council raises approximately £40 million of income annually. An **Income Policy** is in place together with a Fees and Charges register. It is important that fees are reviewed at least annually as part of the budget setting process and reviewed during the year, in line with the Council’s income policy. This will ensure existing targets are being met, additional costs are being recovered through charging, and any further income potential is explored to maximise the Councils resources.

The Wellbeing and Future Generation Act – Assessing the impact of our decisions

The Wellbeing and Future Generation Act enshrines in legislation sound principles that mean the impact of decisions should be considered over a wide range of stakeholders over a longer period. The Council has a thorough impact assessment process in place to ensure that all decisions are properly considered. All budget decisions will continue to be assessed rigorously to ensure that the impact is understood and that prudent and sustainable budgets continue to be set.

Capital

The Capital Strategy is fundamental to the effective delivery of the Council priorities and our Vision 2025. It facilitates a seamless interface between business planning within the Council and the management of assets and capital resources. This will ensure that the provision of resources and future investment are prioritised. The provision of the right asset in the right place at the right time will ensure the effective and efficient delivery of a comprehensive range of quality services. It is aligned to the Asset Management Plan and the major investment plan for 21st Century Schools, jointly funded with Welsh Government.

The future capital requirements will align with the revenue budget, ensuring investment is linked to service development and commerciality. Ultimately, our aim is to use fewer resources, including our buildings, but use these far more efficiently.

The Capital Programme is closely aligned to the Treasury Management Strategy, in terms of identifying and undertaking necessary borrowing and when cash will be paid into the Council’s bank to support cashflow.

The Council is required to make an annual charge against its revenue budget for the repayment of its debt liability in respect of capital expenditure funded by borrowing, for both the General Fund and Housing Revenue Account Debt. This is called the Minimum Revenue Provision (MRP), the current policy is disclosed as part of the annual Treasury Management and Capital Strategy.

Investments and Borrowing

The Council has a clear Treasury Management and Investment Strategy which is approved at Council each year and sets out the expected activities and appropriate strategies of the Treasury function in respect of borrowing and investments.

Cashflow management is essential to ensure we minimise our need to borrow. Strengthening the understanding and importance of this function could facilitate stronger working capital and the ability to invest balances at a rate of return level of around 0.5%. In recent years, minimal investment income has been achieved through cashflow management, because of the uncertainty about the level of capital spending profile. A return could be achieved if we had confidence in capital obligations alongside corporate changes to creditor payments and debt collection.

The strategy confirms the need to borrow to support the capital programme and continue to be significantly under borrowed. The consequence of which is the reduced cost of borrowing and the revenue budget model and forecast are revised regularly to assist the budgets.

The Council's policy of avoiding new borrowing by running down spare cash balances has served well over the last few years. However, this needs to be carefully reviewed to avoid incurring higher borrowing costs in later times when the Authority will not be able to avoid new borrowing to finance capital expenditure and/or to refinance maturing debt. The coronavirus outbreak has done huge economic damage to the UK and economies around the world. Recent inflation increases prompted the Bank of England to increase the Bank Rate to 0.25% in December 2021. Current forecasts are predicting minimal increases to the Bank Rate in the near-term the Bank could be thinking about raising interest rates two or three times next year to 0.75% or 1.00%. A little upward movement in PWLB rates over the next two years is expected. Borrowing to cover the future capital programme costs will be considered against the cost of carry.

Risks and Risk Management

At a time when the Council is facing unprecedented challenges, the effective management of risk is needed more than ever. A risk-managed approach to decision making will help us to achieve the objectives of Vision 2025 and deliver services more efficiently, using innovative and cost-effective means.

A ***Risk Management Framework*** is in place to ensure that at all levels of the organisation we can identify risks which would prevent us from achieving our objectives (including failing to take advantage of opportunities). There is clear guidance on the terminology associated with risk management and the process itself,

along with a set of practical tools and techniques to help us manage risks, deliver objectives, meet targets and maintain resilience.

We must not lose sight of the fact that risk is inextricably linked to opportunities and innovation. The Council cannot be risk adverse, and it needs to take full advantage of opportunities for improving services therefore we need to be proactive in the way that we identify and manage our risk.

Having a better understanding of the importance of, and fully implementing, risk management will make a huge contribution to the Council. Better identification of risks and their management will mean that better use of resources is achieved. If we use the resources available to us more efficiently and effectively then the service to our customers can only be improved.

Budget Risks

Change Delivery Capacity

Several cost reductions are now categorised as ‘transformational’. In other words, a proactive approach to change is required rather than the more traditional percentage budget cut. It is important the Council recognises that, at a time of change, investment may be needed to deliver change. In some cases, specialist skills will be required for short periods.

Cost Reductions

The level of cost reductions required in 2022/23 is significant at £7.69 million. Any unforeseen delays in implementation will impact on the achievement of the reductions required. Progress on the delivery of approved reductions will be reported to Cabinet monthly. Slippage on the delivery of proposals presents a risk to the budget plan and any resulting overspend would ultimately fall on the council’s general fund reserve. However, the emphasis is placed on ensuring reductions are delivered. Plans within service areas need to be managed robustly, to limit any underachievement and monthly budget monitoring and savings delivery monitoring ensures Cabinet has visibility of financial performance and can take corrective action if necessary.

In the current year the Council approved cost reduction proposals of £11.8 million. In addition, undelivered cost reductions in 2020/21 of £1.60 million have been rolled forward for delivery in the current year. This increases the value of cost reductions required during 2021/22 to £13.4 million. 52% or £6.96 million have been delivered and a further 26% £3.5 million are assured of delivery by Heads of Service. £2.94 million, 22% are unachieved and are at risk of delivery and some of these are likely to be written off through the budget setting process.

The table below summarises the level of savings delivered over the last 10 years.

Financial Year	Target (£m)	Delivered (£m)	Delivered %
2012/13	6.0	5.7	0.96
2013/14	17.1	14.4	0.84
2014/15	17.6	14.0	0.80
2015/16	12.8	9.7	0.76
2016/17	12.1	9.6	0.79
2017/18	11.8	8.3	0.71
2018/19	12.3	6.5	0.53
2019/20	21.7	15.8	0.73
2020/21	12.4	9.5	0.77
2021/22	13.4	10.5	0.78
2022/23	tbc	tbc	
Total	137.2	104.2	76%

Income

The budget is supported by approximately £40m of generated income and therefore services need to constantly review their income levels and develop creative plans to ensure that they are sustained. This risk is being mitigated by an overall strategy for income and a move to full cost recovery wherever appropriate.

Treasury Management

The revenue budget and capital programme are supported by daily cash movement managed within our borrowing and investment strategies. The financial climate has a significant impact on these activities. We continue to monitor these daily. Any variation in the cost of borrowing is being mitigated by a proactive approach to refinancing our borrowing wherever possible. This ensures that, wherever possible, our long term borrowing for our capital projects takes advantage of the historically low level of debt interest.

Variations to Settlement Assumptions

The Council makes every effort to ensure that its assumptions about budget settlements for future years are based upon the best available evidence. However, future settlements cannot be predicted with absolute accuracy and can be influenced by political and economic policy changes. Scenario planning helps the Council mitigate this risk.

Political Approval of Budget

The Council is required under the Local Government Act 2003 to set a balanced budget for the forthcoming financial year, and this must be approved by Full Council.

Availability of Reserves

The Council may suffer other costs that may arise due to unexpected events such as: -

- Civil emergencies, Natural Disasters and Pandemics.
- Failure to deliver statutory duties – failure to deliver, including safeguarding activity in relation to adults, children, health and safety or public health could result in possible negligence claims.
- Increased threat of legal litigation in respect of service delivery standards and regulations and multiple insurance claims. This risk is the likelihood of needing to replenish the insurance fund immediately from reserves because of several claims above our excess.
- Increase in energy cost prices.

If the actual position is different to the assumptions made in producing the budget, in-year adjustments would be needed. The reserves held must be at an appropriate level to mitigate this risk.

Mitigation, Review and Monitoring

As part of the impact assessment process, the author of the assessment is asked to identify mitigation to any negative impacts that have been identified. The risks and the identified mitigation must be managed within the appropriate project risk register to ensure continual monitoring and management of the risks.

Stakeholder Communication & Engagement

The aim of our Communications and Engagement Strategy is to :-

- Provide clear and honest information about the budget position and future challenges
- To raise awareness of Vision 2025 and engage stakeholders to capture their views, to inform the Cabinet's and Full Council's decision-making process around budget setting
- To engage and consult, considering the Equalities Act 2010, and in accordance with the National Principles for Public Engagement in Wales e.g. timely, genuine, due regard etc.

Public Communication and Engagement

Over the past few years, the Council has sought to engage residents in the decision making process around setting a balanced budget using an online budget simulator tool. The cost reductions subsequently agreed by the Cabinet and ratified by Full Council have then led to service managers needing to develop more detailed proposals which have, in the main, gone out for public consultation. This has created a further opportunity for affected residents to influence service delivery by completing online/paper surveys to have their say.

The views of residents have been sought and received in several ways including:

- The Powys Budget Simulator
- Specific service type Consultations
- Legislative consultations

Appropriate methods of engaging with our residents are considered and implemented on an annual basis.

The Council conducted a resident's survey which closed on the 19th December and focused on post Covid-19 recovery, balancing the limited funding against growing demand for our services, using resources effectively to deliver the best outcomes for local people, and achieving the Councils key priorities. It allowed the public to provide views and insights on funding priorities, Council Tax levels and recovery planning. With an aim to align our communities' visions and expectations with those of the Council and Councillors, making Powys a fantastic place in which to live, learn, work and play. There were 493 responses.

Member Seminars

Members of the Council are engaged in the budget planning process from the outset through a series of budget seminars. These seminars look at the development of the budget proposals and all members have an opportunity to consider, challenge and input into the process. Financial assumptions and settlement information is shared with members and the impact on the budget modelled and considered. Members are provided with the Impact Assessments for each of the proposals and the feedback from the consultation exercises carried out.

Finance Scrutiny Panel

The Finance Scrutiny Panel, comprising Group Leaders of non-Executive Groups together with representatives of the Audit Committee, continue to be engaged in the budget process and are regularly updated on the process and the proposals as they develop.

Conclusion

In developing this Medium Term Financial Strategy, the Council has a clear framework within which to develop its 5-year budget model and a 5-year Capital Strategy Programme. The model and the assumptions included within it will be reviewed and updated as more information becomes available. Specific budget proposals are being developed and these will be finalised and reported in detail as each annual budget is developed and submitted for approval.

This process will enable the Council to strategically prepare to deliver a Council which is affordable, sustainable and able to achieve its 2025 Vision.

Supporting Documentation

***Vision 2025: Our Corporate Improvement Plan
Income Management and Service Cost Recovery Policy
Capital Receipts Policy***

Reserves Policy
Treasury Management and Capital Strategy
Risk Management Framework
Corporate Risk Register

This page is intentionally left blank

FINANCE RESOURCE MODEL 2022-2027

REVENUE FUNDING	2022/23	2023/24	2024/25	2025/26	2026/27
	£000s	£000s	£000s	£000s	£000s
Base Funding (Prior Year)	279,782	302,323	314,282	324,356	333,887
AEF (RSG & NNDR Allocation)	18,374	7,359	5,223	4,457	4,546
Council Tax	4,166	4,601	4,851	5,074	5,327
Total Projected Revenue Funding	302,322	314,283	324,356	333,887	343,760

<i>AEF % Change v. Prior Year</i>	+ 9.5%	+ 3.5%	+ 2.4%	+ 2.0%	+ 2.0%
<i>CT % Change v. Prior Year</i>	+ 3.9%	+ 5.0%	+ 5.0%	+ 5.0%	+ 5.0%

REVENUE EXPENDITURE

Base Budget (Prior Year)	279,782	302,323	317,424	330,957	344,508
General Inflation:	8,188	4,288	4,370	4,426	4,514
Total Demographic Pressures	676	1,590	1,677	1,714	1,753
Total Corporate and Service Specific	17,699	10,863	8,612	7,888	7,717
Savings	(7,668)	(1,640)	(1,127)	(477)	(250)
Undelivered Savings previous years	1,317	0	0	0	0
Transformation	2,329	0	0	0	0
Total Projected Revenue Expenditure	302,323	317,424	330,957	344,508	358,243

Funding (Shortfall)/ Surplus - C	(0)	(3,141)	(6,600)	(10,621)	(14,483)
----------------------------------	-----	---------	---------	----------	----------


Funding (Shortfall)/ Surplus - I	0	(3,141)	(3,459)	(4,021)	(3,862)
----------------------------------	---	---------	---------	---------	---------

This page is intentionally left blank

Appendix C Cost Reductions Proposed 2021-22

Ref	Service	Brief Description	2022-23	2023-24	2024-25	2025-26	2026/27	RAG Status
IA1	Education	Income Generation across service	(5,000)	(5,000)	(5,000)	0	0	
IA2	Education	Reduction in Secondary Strategy Support	(50,000)	(50,000)	(50,000)	0	0	
IA3	T & C	Restructure	(50,000)	0	0	0	0	
IA4	T & C	Travel	(1,000)	0	0	0	0	
IA5	HCD	Arts and Cultural Services reduction in support for third party organisations	(63,000)	0	0	0	0	
IA6	HCD	Library Service reduction	(5,000)	0	0	0	0	
IA7	HCD	Archives and Information Management income	(10,000)	0	0	0	0	
IA8	HCD	Leisure contract savings	(50,000)	0	0	0	0	
IA9	HCD	H&CD 10% General Reduction in Business Miles	(6,790)	(6,790)	(6,790)	0	0	
IA10 na	HCD	Cleaning	TBC	0	0	0	0	n/a
IA11	HCD	Reduce 3rd Party spend in the Policy Unit	(37,630)	0	0	0	0	
IA12	PPPP	Estate Agency Inflation not required	(8,070)	0	0	0	0	
IA13	PPPP	Building Control increase income	(13,030)	0	0	0	0	
IA14	HTR	Street Lighting Part Night / Part Night Dimming	(25,000)	(25,000)	(25,000)	(25,000)	0	
IA15 n/a	HTR	Four Weekly collection of Residual Waste	0	(105,000)	0	0	0	n/a
IA16	HTR	Increase income from Car Parking	(50,000)	(50,000)	0	0	0	
IA17	HTR	Travel savings	(5,680)	0	0	0	0	
IA18	HTR	Recyclate income	(75,000)	0	0	0	0	
IA19	HTR	Streetwork income	(75,000)	0	0	0	0	
IA20	HTR	Highways Engineering Design income	(50,000)	0	0	0	0	
IA21	HTR	Remove bring banks for glass and paper	(30,000)	0	0	0	0	
IA22	Children's	Placements - Closer to Home (step down in provision)	(1,500,000)	0	0	0	0	
IA23	Children's	Continuing Care Contribution	(800,000)	0	0	0	0	
IA24	Children's	Agency - Convert 5 to Permanent Social Workers	(150,000)	0	0	0	0	
IA25	Children's	Cost Saving from using permanent Social Workers once qualified instead of Agency (based on "grow your own" project - Masters Students and 50% Open University Students) plus Market Supplement	(83,762)	(149,890)	(189,567)	(180,750)	0	
IA26 n/a	Children's	Cost Saving to "grow our own" project	0	(45,780)	0	(11,600)	0	n/a
IA27	Children's	Reduction in staffing expenses/family time expenses due to "closer to home"	(10,000)	(10,000)	(10,000)	(10,000)	0	
IA28	Children's	Foster Panel Costs (Team managers to cover)	(5,000)	0	0	0	0	
IA29	Children's	Special Guardianship Order (SGO) Project - 1 FTE Social Worker in first two years	(50,000)	(50,000)	0	0	0	
IA30	Children's	Special Guardianship Order (SGO) Project - 0.5 FTE Independent Reviewing Officer (IRO)	(30,000)	0	0	0	0	
IA31	Children's	Special Guardianship Order (SGO) Project - Conversion of Independent Fostering Agency (IFA) placement to SGO placement	(90,200)	(90,200)	(90,200)	0	0	
IA32	Adults	Full year effect of the part year savings form 2021/22 in 2022/23, say too early in the financial year to predict - estimated based on expenditure	(500,000)	(500,000)	(500,000)	0	0	
IA33	Adults	Managing Demand Strengths Based Reviews	(500,000)	0	0	0	0	
IA34	Adults	Direct Payments - Identifying the level of domiciliary care packages (average of 14 hours/week) is critical to finding efficiencies	(200,000)	(200,000)	0	0	0	
IA35	Adults	Through our dignity with care approach, reduce the number of double handed care packages, thereby reducing cost of those care packages.	(400,000)	0	0	0	0	
IA36	Adults	Recommissioning/Decommissioning	(600,000)	0	0	0	0	
IA37	Adults	Where people live	(150,000)	(100,000)	0	0	0	
IA38 n/a	Adults	Extra Care	0	(120,000)	0	0	0	n/a
IA39	Adults	Funding Body Review -	(500,000)	0	0	0	0	
IA40	Adults	To deploy (TEC) Technology Enabled Car	(45,000)	0	0	0	0	
IA41	Adults	50% Reduction in travel - excluding front line services (Not xxx Lease Cars, so travel budget accordingly)	(98,700)	0	0	0	0	
IA42	Adults	Alternative funding sources in regards to current baseline costs	(200,000)	0	0	0	0	
IA43	Adults	Miscellaneous Staff reduction	(115,000)	0	0	0	0	
IA44	Adults	Change in the unit charge in regards to Home Care as part of the 'Fairer Charging' for services in the community	(20,000)	0	0	0	0	
IA45	Digital	Regeneration (non pay related increase)	(25,470)	0	0	0	0	
IA46 n/a	Digital	Digital Transformation (Service Budgets)	0	0	(250,000)	(250,000)	(250,000)	n/a
IA47	Finance	SWAP fee savings	(18,750)	0	0	0	0	
IA48	Finance	Travel savings	(20,000)	0	0	0	0	
IA49 n/a	Finance	Transformation savings	0	(100,000)	0	0	0	n/a

Ref	Service	Brief Description	2022-23	2023-24	2024-25	2025-26	2026/27	RAG Status
IA50 n/a	Finance	Schools cluster model - redesign offer	0	40,000	40,000	40,000	0	n/a
IA51 n/a	Finance	Schools cluster savings go to new model in education	0	(40,000)	(40,000)	(40,000)	0	n/a
IA52	Legal	Review of Registration Service	0	(32,000)	0	0	0	n/a
IA53	Legal	5 fewer councillors - est figures	(105,000)	0	0	0	0	
IA54	Legal	Members Travel	(10,000)	0	0	0	0	
IA55	Legal	Savings from scrutiny restructure	(39,590)	0	0	0	0	
IA56	Legal	Increased income registrars	(15,000)	0	0	0	0	
IA57	WOD	Reductions from Leadership Development	(10,000)	0	0	0	0	
IA58	WOD	Staff travel savings	(10,000)	0	0	0	0	
IA59	WOD	Charging for Health & Safety advice to schools - this will be a pressure for schools	(49,850)	0	0	0	0	
IA60	WOD	DBS fees to schools - this will be a pressure to schools	(65,000)	0	0	0	0	
IA61	Corp	Reduce pension contribution by .6% for the 3rd year of the actuarial plan	(500,000)	0	0	0	0	
IA62	Corp	Restructure of directors	(141,750)	0	0	0	0	
	Total		(7,668,273)	(1,639,661)	(1,126,558)	(477,350)	(250,000)	

Key  These are reductions that continue from 2021-22 as part of a longer term plan and are on track to be delivered

RAG Status Based on Heat Map below used to assess Risk

		THREATS				
Like liho od	Almost certain (5)	5	10	15	20	25
	Likely (4)	4	8	12	16	20
	Possible (3)	3	6	9	12	15
	Unlikely (2)	2	4	6	8	10
	Rare (1)	1	2	3	4	5
Likelihood x Impact = Overall Risk Level		Insignificant (1)	Minor (2)	Moderate (3)	Major (4)	Catastrophic (5)
		Impact				

SCHOOLS

Category	SERVICE	2020/21	2021/22	2022/23	% increase /decrease from previous charge
Home to School Transport	Vacant Seat charge, pre 16 per term	£ 170.00	£ 180.00	TBC	TBC
	Vacant Seat charge, post 16 per term	£ 195.00	£ 205.00	TBC	TBC
School Houses Rent per Year (Peppercorn?)	Llangattock	£ 25.50	£ 25.50	£ 25.50	0.00%
	Talgarth	£ 183.60	£ 187.27	£ 191.02	2.00%
	Arddleen	£ 10.20	£ 10.40	£ 10.61	2.00%
	Buttington/Trewern	£ 30.60	£ 31.21	£ 31.84	2.00%
	Carno	£ 255.00	£ 260.10	£ 265.30	2.00%
	Dolfor	£ 51.00	£ 52.02	£ 53.06	2.00%
	Forden	£ 1.02	£ 1.04	£ 1.06	2.00%
	Gungrog	£ 1.02	£ 1.04	£ 1.06	2.00%
	Llandysilio	£ 5.10	£ 5.20	£ 5.31	2.00%
	Brynlywarch Hall	£ 102.00	£ 104.04	£ 106.12	2.00%
School Houses Rent per month	Llangorse	£ 494.70	£ 504.59	£ 514.69	2.00%
	Llandinam	Vacant	Vacant	Vacant	N/a
	Meifod	£ 282.54	£ 288.19	£ 293.95	2.00%
	Rhayader	£ 146.88	£ 149.82	£ 152.81	2.00%
	Llanidloes High	Vacant	Vacant	Vacant	N/a
	Llandrindod Wells	Vacant	Vacant	Vacant	N/a

OTHER LICENCES

CATEGORY	SERVICE	2020/21	2021/22	2022/23	% increase /decrease from previous charge	Comments
GAMBLING	Small Lotteries - New Registration	£ 40.00	£ 40.00	TBC	TBC	set by statute
	Small Lotteries - Renewal	£ 20.00	£ 20.00	TBC	TBC	
	Notification of Gaming Machine	£ 50.00	£ 50.00	TBC	TBC	
	Betting Premises Annual Fee	£ 480.00	£ 480.00	TBC	TBC	
	Betting Premises Application	£ 2,400.00	£ 2,400.00	TBC	TBC	
	Family Entertainment Centre	£ -	£ -	TBC	TBC	
	Licensed Family Entertainment Centre Application	£ 1,600.00	£ 1,600.00	TBC	TBC	
	Licensed Family Entertainment Centre Annual Fee	£ 600.00	£ 600.00	TBC	TBC	
	Unlicensed Family Entertainment Centre permit (10 year permit)	£ 300.00	£ 300.00	TBC	TBC	
	Club Gaming Machine - New Permit	£ 200.00	£ 200.00	TBC	TBC	
	Club Gaming Machine - Renewal	£ 100.00	£ 100.00	TBC	TBC	
	Club Gaming/Machine Permit Annual fee due in the first month of applying	£ 50.00	£ 50.00	TBC	TBC	
ANIMALS	Riding Establishments	£ 374.00	TBC	TBC	TBC	
		£ 416.00	" " "	TBC	TBC	
	Animal Boarding Establishments	£ 303.00	" " "	TBC	TBC	
	Pet Shops	£ 303.00	" " "	TBC	TBC	
	Dog Breeding	£ 315.00	" " "	TBC	TBC	
		£ 345.00	" " "	TBC	TBC	
		£ 345.00	" " "	TBC	TBC	
	Dangerous Wild Animals	£ 730.00	" " "	TBC	TBC	
	Zoo (4 year)	£ 1,496.00	" " "	TBC	TBC	
	Zoo (6 year)	£ 1,991.00	" " "	TBC	TBC	
	Performing Animals - Registration Fee	£ 151.00	" " "	TBC	TBC	
	Home Boarder	£ 268.00	" " "	TBC	TBC	
Advisory Visit at request of License	£ 101.00	" " "	TBC	TBC		

OTHER LICENCES

CATEGORY	SERVICE	2020/21	2021/22	2022/23	% increase /decrease from previous charge	Comments
TAXI	Private Hire Operator: Admin charge for consideration of the Application	£ 405.00	£ 405.00	TBC	TBC	Calculated using the All Wales toolkit and approved by Licensing Committee in normal years. Due to the pandemic fees are being held the same for a year to allow for a fuller review next year.
	Private Hire/Hackney Carriage Drivers: Administration Charge for consideration of a New Application	£ 260.00	£ 260.00	TBC	TBC	
	Private Hire/Hackney Carriage Drivers: Administration Charge for Renewal	£ 260.00	£ 260.00	TBC	TBC	
	Driver Licence (1 year – on request)	£ 150.00	£ 150.00	TBC	TBC	
	Private Hire Vehicle	£ 148.00	£ 148.00	TBC	TBC	
	Hackney Carriage Vehicles	£ 148.00	£ 148.00	TBC	TBC	
	Plate Bracket	£ 11.30	£ 11.30	TBC	TBC	
	Pair of door stickers	£ 7.50	£ 7.50	TBC	TBC	
Driver test	£ 40.00	£ 40.00	TBC	TBC		
PETROLEUM	Less than 2,500 litres (550 gallons)	£ 44.00	Not yet known	TBC	TBC	set by HSE
	Between 2,500 litres (550 gallons) and 50,000 litres (11,000) gallons	£ 60.00	Not yet known	TBC	TBC	
	More than 50,000 litres (11,000 gallons)	£ 125.00	Not yet known	TBC	TBC	
	Transfer of Licence	£ 8.00	Not yet known	TBC	TBC	
	Licence to store explosives >0m separation - 1 year	£ 185.00	Not yet known	TBC	TBC	
	Licence to store explosives >0m separation - 2 year	£ 243.00	Not yet known	TBC	TBC	
	Licence to store explosives >0m separation - 3 year	£ 304.00	Not yet known	TBC	TBC	
	Licence to store explosives >0m separation - 4 year	£ 374.00	Not yet known	TBC	TBC	
	Licence to store explosives >0m separation - 5 year	£ 423.00	Not yet known	TBC	TBC	
	Renewal of Licence to store explosives >0m separation - 1 year	£ 86.00	Not yet known	TBC	TBC	
	Renewal of Licence to store explosives >0m separation - 2 year	£ 147.00	Not yet known	TBC	TBC	
	Renewal of Licence to store explosives >0m separation - 3 year	£ 206.00	Not yet known	TBC	TBC	
	Renewal of Licence to store explosives >0m separation - 4 year	£ 266.00	Not yet known	TBC	TBC	
	Renewal of Licence to store explosives >0m separation - 5 year	£ 326.00	Not yet known	TBC	TBC	
	Licence to store explosives <=0m separation - 1 year	£ 109.00	Not yet known	TBC	TBC	

OTHER LICENCES

CATEGORY	SERVICE	2020/21	2021/22	2022/23	% increase /decrease from previous charge	Comments
EXPLOSIVES	Licence to store explosives <=0m separation - 2 year	£ 141.00	Not yet known	TBC	TBC	set by HSE
	Licence to store explosives <=0m separation - 3 year	£ 173.00	Not yet known	TBC	TBC	
	Licence to store explosives <=0m separation - 4 year	£ 206.00	Not yet known	TBC	TBC	
	Licence to store explosives <=0m separation - 5 year	£ 238.00	Not yet known	TBC	TBC	
	Renewal of Licence to store explosives <=0m separation - 1 year	£ 54.00	Not yet known	TBC	TBC	
	Renewal of Licence to store explosives <=0m separation - 2 year	£ 86.00	Not yet known	TBC	TBC	
	Renewal of Licence to store explosives <=0m separation - 3 year	£ 120.00	Not yet known	TBC	TBC	
	Renewal of Licence to store explosives <=0m separation - 4 year	£ 152.00	Not yet known	TBC	TBC	
	Renewal of Licence to store explosives <=0m separation - 5 year	£ 185.00	Not yet known	TBC	TBC	
	Registration for up to 5 years	£ 105.00	Not yet known	TBC	TBC	
	Registration Renewal for up to 5 years	£ 52.00	Not yet known	TBC	TBC	
	Any other kind of variation	reasonable cost	Not yet known	TBC	TBC	
	Licence Variation: Amending name of licensee or address of site	£ 36.00	Not yet known	TBC	TBC	
	Licence Variation: Transfer of licence or registration	£ 36.00	Not yet known	TBC	TBC	
Licence Variation: Replacement of Licence or registration if lost		Not yet known	TBC	TBC		

OTHER LICENCES

CATEGORY	SERVICE	2020/21	2021/22	2022/23	% increase /decrease from previous charge	Comments
MISCELLANEOUS	Sexual Entertainment Venue/Sex Establishment	£ 1,138.00	£ 1,161.00	TBC	TBC	
	Street Trading Consents	£ 448.00	£ 457.00	TBC	TBC	
	Skin Piercing	£ 229.00	£ 234.00	TBC	TBC	
	Ear Piercing -duplicate for above really no need for separate entry	£ 229.00	£ 234.00	TBC	TBC	
	Scrap Metal Site - New	£ 401.00	£ 401.00	TBC	TBC	Scrap renewable every 3 years and calculated using an All Wales toolkit to account for full cost recovery. Renewed and approved via Cabinet report and subsequent delegated authority in advance of Sept 19 when they became due for renewal.
	Scrap Metal Site - Renewal	£ 401.00	£ 401.00	TBC	TBC	
	Scrap Metal Site - Variation	£ 102.00	£ 102.00	TBC	TBC	
	Scrap Metal Collector - New	£ 332.00	£ 332.00	TBC	TBC	
	Scrap Metal Collector - Renewal	£ 332.00	£ 332.00	TBC	TBC	
	Scrap Metal Collector - Variation	£ 102.00	£ 102.00	TBC	TBC	
	Mobile Home Site	£1054/£781	£1054/£781	TBC	TBC	
	Variation of licence conditions (no visit)	£ 67.00	£ 67.00	TBC	TBC	Mobile homes licences renewable every 5 years and calculated using an All Wales toolkit to account for full cost recovery.
	Variation of licence conditions (visit)	£ 127.00	£ 127.00	TBC	TBC	
	Depositing site rules	£ 39.00	£ 39.00	TBC	TBC	
	Replacement licence	£ 21.00	£ 21.00	TBC	TBC	
Environmental Search Enquiry	£ 76.50	£ 76.50	TBC	TBC		

WATER SAMPLING FEES

Category	SERVICE	2020/21	2021/22	2022/23	% increase /decrease from previous charge	Comments
Sampling Fees	Risk Assessment for single dwelling supplies (by req. only)	£220.00	£220.00	TBC	TBC	statute
	New risk assessment	£220.00	£220.00	TBC	TBC	
	Revised risk assessment	£135.00	£135.00	TBC	TBC	
	Sampling of single supplies (by req. only)	£100.00	£100.00	TBC	TBC	statute
	Sampling of statutory supplies (each visit)	£100.00	£100.00	TBC	TBC	statute
	Investigation (each supply)	£110.00	£110.00	TBC	TBC	
	Granting an authorisation for temporary exemption from certain limits on impurities	£100.00	£100.00	TBC	TBC	statute
	Small shared domestic property only	£100.00	£100.00	TBC	TBC	statute

WEIGHTS & MEASURES

Category	ITEM/SERVICE	2020/21	2021/22	2022/23	% increase /decrease from previous charge
Measuring Instruments Directive	Automatic discontinuous totalisers, automatic rail weighbridges, automatic catchweighers, automatic gravimetric filling instruments and beltweighers. <u>Cold water meters</u>	£89.71	£90.34	TBC	TBC
	Measuring instruments for liquid fuel and lubricants	10% surcharge	10% surcharge	TBC	TBC
	Measuring instruments for liquid fuel delivered from road tankers	10% surcharge	10% surcharge	TBC	TBC
	Capacity serving measures	25% surcharge	25% surcharge	TBC	TBC
	Material measures of length	25% surcharge	25% surcharge	TBC	TBC
Special Weighing & Measuring Equipment (per hour)	Automatic or totalising weighing machines	£89.71	£90.34	TBC	TBC
	Equipment designed to weigh loads in motion	£89.71	£90.34	TBC	TBC
	Bulk fuel measuring equipment tested following a Regulation 65 or 66 occurrence under the 1983 Regulations or Regulation 23 or 24 occurrence under the 1988 Regulations	£89.71	£90.34	TBC	TBC
	Weighing or measuring equipment tested by means of statistical sampling	£89.71	£90.34	TBC	TBC
	The establishment of calibration curves from templates	£89.71	£90.34	TBC	TBC
	Templates graduated in millilitres	£89.71	£90.34	TBC	TBC
	Testing or other services in pursuance of a Community obligation other than EC initial or partial verification	£89.71	£90.34	TBC	TBC
Weights (per hour)	Full hourly rate for the first hour, thereafter £54.21 ph	£89.71 Discount £44.61	£90.34 per hour (N.B. discount)	TBC	TBC
Measures (ea)	Linear measures not exceeding 3m, for each scale	11.17	£11.25	TBC	TBC
	Capacity measures, without divisions, not exceeding 1 litre	8.36	£8.88	TBC	TBC
	Cubic ballast measures (other than brim measures)	197.54	£198.92	TBC	TBC

WEIGHTS & MEASURES

Category	ITEM/SERVICE	2020/21	2021/22	2022/23	% increase /decrease from previous charge
	Liquid capacity measures for making up and checking average quantity packages	31.22	£31.44	TBC	TBC
Templates (ea)	Per scale - first item	£57.55	£54.67	TBC	TBC
	Second and subsequent items	£20.54	£20.68	TBC	TBC
Weighing Instruments - Non NAWI	Not exceeding 1 tonne (ea)	£70.91	£71.41	TBC	TBC
	Exceeding 1 tonne to 10 tonne (ea)	£114.87	£115.67	TBC	TBC
	Exceeding 10 tonnes (ea)	£239.90	£241.58	TBC	TBC
	Certification of Weighbridge Operators (ph)	£89.71	£90.34	TBC	TBC
Weighing Instruments - NAWI	Not exceeding 1 tonne (ea)	£118.03	£118.86	TBC	TBC
	Exceeding 1 tonne to 10 tonne (ea)	£182.67	£183.95	TBC	TBC
	Exceeding 10 tonnes (ea)	£399.88	£402.68	TBC	TBC
	When testing instruments incorporating remote display or printing facilities, and where completion of the test requires a second person or a second series of tests by the same person, an additional fee may be charged.	50% surcharge	50% surcharge	TBC	TBC
Measuring Instruments for Intoxicating Liquor: (ea)	Not exceeding 150ml	£19.45	£19.60	TBC	TBC
	Other	£22.49	£22.65	TBC	TBC

WEIGHTS & MEASURES

Category	ITEM/SERVICE	2020/21	2021/22	2022/23	% increase /decrease from previous charge
Measuring Instruments for Liquid Fuel and Lubricants:	Container type (not subdivided) (ea)	£81.53	£82.10	TBC	TBC
Single/multi-outlets (nozzles)	First nozzle tested, per site (ea)	£132.99	£133.92	TBC	TBC
	Each additional nozzle tested (ea)	£81.69	£82.27	TBC	TBC
	Testing of peripheral electronic equipment on a separate visit (per site) (ph)	£89.71	£90.34	TBC	TBC
	Testing of credit card acceptor (per unit, regardless of no. of slots/nozzles/pumps) (ph)	£89.71	£90.34	TBC	TBC
Road Tanker Fuel Measuring Equipment (Above 100 Litres):	Meter measuring systems: Wet hose with two testing liquids (ea)	£285.44	£287.44	TBC	TBC
	Meter measuring systems: Wet hose with three testing liquids (ea)	£333.02	£335.35	TBC	TBC
	Meter measuring systems: Dry hose with two testing liquids (ea)	£317.12	£319.34	TBC	TBC
	Meter measuring systems: Dry hose with three testing liquids (ea)	£364.88	£367.43	TBC	TBC
	Meter measuring systems: Wet/dry hose with two testing liquids (ea)	£444.00	£447.11	TBC	TBC
	Meter measuring systems: Wet/dry hose with three testing liquids (ea)	£474.64	£477.97	TBC	TBC
Certificate of errors	For supplying a certificate containing results of errors found on testing (certificate supplied upon request of the submitter; fee applies when no other fee is payable).		£58.25	TBC	TBC

FOOD & H&S

CATEGORY	SERVICE	2020/21	2021/22	2022/23	% increase /decrease from previous charge	Comments
FOOD HYGIENE	Request for re-rating	£180.00	£ 180.00	TBC	TBC	Nationally set
	Food advisory service	£150.00	£ 150.00	TBC	TBC	Fee for 2 hours plus £55 plus vat per hour for any further hours based on actual costs.
	Food export health certificates	£93.00	£ 95.00	TBC	TBC	
	Voluntary surrender of foods	£93.00	£ 95.00	TBC	TBC	Fee for first hour, plus £55 per additional hours and actual costs of food disposal.
	Food hygiene training	£55.00	£ 55.00	TBC	TBC	
	Factual Statement HSW Act	£156.00	£ 159.00	TBC	TBC	
	Primary Authority Arrangements for food hygiene			TBC	TBC	fee will be based on actual cost
HEALTH AND SAFETY	Safety Certificate for Sports Ground	£554.00	£ 565.00	TBC	TBC	

LICENSED PREMISES

Category	SERVICE	2019/20	2020/21	2021/22	2022/23	% increase /decrease from previous charge	Comments
Licensed Premises/Club Application/Variation	Band A (non-domestic rateable value £0 - £4,300)	£100.00	£100.00	£100.00	TBC	TBC	same as other years as set by statute (last revision 2003)
	Band B (non-domestic rateable value £4,301 - £33,000)	£190.00	£190.00	£190.00	TBC	TBC	
	Band C (non-domestic rateable value £33,001 - £87,000)	£315.00	£315.00	£315.00	TBC	TBC	
	Band D (non-domestic rateable value £87,001 - £125,000)	£450.00	£450.00	£450.00	TBC	TBC	
	Band E (non-domestic rateable value £125,001+)	£635.00	£635.00	£635.00	TBC	TBC	
Licensed Premises/Club Annual Fee	Band A (non-domestic rateable value £0 - £4,300)	£70.00	£70.00	£70.00	TBC	TBC	
	Band B (non-domestic rateable value £4,301 - £33,000)	£180.00	£180.00	£180.00	TBC	TBC	
	Band C (non-domestic rateable value £33,001 - £87,000)	£295.00	£295.00	£295.00	TBC	TBC	
	Band D (non-domestic rateable value £87,001 - £125,000)	£320.00	£320.00	£320.00	TBC	TBC	
	Band E (non-domestic rateable value £125,000+)	£350.00	£350.00	£350.00	TBC	TBC	
Miscellaneous	Copy of Premises Licence	£10.50	£10.50	£10.50	TBC	TBC	
	Premises Provisional Statement	£315.00	£315.00	£315.00	TBC	TBC	
	Premises Change of name	£10.50	£10.50	£10.50	TBC	TBC	
	Premises Change DPS	£23.00	£23.00	£23.00	TBC	TBC	
	Premises Transfer	£23.00	£23.00	£23.00	TBC	TBC	
	Premises Interim Notice	£23.00	£23.00	£23.00	TBC	TBC	
	Club Change of Name or Rules	£10.50	£10.50	£10.50	TBC	TBC	
	Club Change of Registered Address	£10.50	£10.50	£10.50	TBC	TBC	
	Minor Variation	£89.00	£89.00	£89.00	TBC	TBC	
	Disapply DPS on Community Premises	£23.00	£23.00	£23.00	TBC	TBC	
	Temporary Event Notice	£21.00	£21.00	£21.00	TBC	TBC	
	TEN Copy Notice	£10.50	£10.50	£10.50	TBC	TBC	
	Personal Licence	£37.00	£37.00	£37.00	TBC	TBC	
	Personal Licence Copy	£10.50	£10.50	£10.50	TBC	TBC	
Personal Change Name/address	£10.50	£10.50	£10.50	TBC	TBC		
Premises Freeholder Interest	£21.00	£21.00	£21.00	TBC	TBC		

BUILDING CONTROL

Category	Quantity	Service	2020/21	2021/22	2022/23	% increase /decrease from previous charge	Comments
Table A - New Dwellings Number of Units (Full Plans Vetting Charge): *	1		£201.18	£197.50	TBC	TBC	20/21 increase not implemented due to Covid. No change to plan fee in 21/22 but increase passed onto inspection fees instead.
	2		£269.22	£265.00	TBC	TBC	20/21 increase not implemented due to Covid. No change to plan fee in 21/22 but increase passed onto inspection fees instead.
	3		£354.58	£347.50	TBC	TBC	20/21 increase not implemented due to Covid. No change to plan fee in 21/22 but increase passed onto inspection fees instead.
	4		£439.94	£431.67	TBC	TBC	20/21 increase not implemented due to Covid. No change to plan fee in 21/22 but increase passed onto inspection fees instead.
	5		£531.87	£521.67	TBC	TBC	20/21 increase not implemented due to Covid. No change to plan fee in 21/22 but increase passed onto inspection fees instead.
	6		£623.79	£611.67	TBC	TBC	20/21 increase not implemented due to Covid. No change to plan fee in 21/22 but increase passed onto inspection fees instead.
	7		£650.06	£637.50	TBC	TBC	20/21 increase not implemented due to Covid. No change to plan fee in 21/22 but increase passed onto inspection fees instead.

BUILDING CONTROL

Category	Quantity	Service	2020/21	2021/22	2022/23	% increase /decrease from previous charge	Comments
	8		£676.32	£663.33	TBC	TBC	20/21 increase not implemented due to Covid. No change to plan fee in 21/22 but increase passed onto inspection fees instead.
	9		£702.59	£689.17	TBC	TBC	20/21 increase not implemented due to Covid. No change to plan fee in 21/22 but increase passed onto inspection fees instead.
	10		£709.16	£695.00	TBC	TBC	20/21 increase not implemented due to Covid. No change to plan fee in 21/22 but increase passed onto inspection fees instead.
	11 - 30		Quote	Quote	Quote	Quote	
	1		£309.03	£427.50	TBC	TBC	Increase to inspection fees to align more closely with other LAs in Wales and to fund the services readiness for the forthcoming WG Building Safety Regime. i.e extensive upskilling and training needs etc.
	2		£460.30	£710.00	TBC	TBC	Increase to inspection fees to align more closely with other LAs in Wales and to fund the services readiness for the forthcoming WG Building Safety Regime. i.e extensive upskilling and training needs etc.
	3		£663.86	£902.50	TBC	TBC	Increase to inspection fees to align more closely with other LAs in Wales and to fund the services readiness for the forthcoming WG Building Safety Regime. i.e extensive upskilling and training needs etc.

BUILDING CONTROL

Category	Quantity	Service	2020/21	2021/22	2022/23	% increase /decrease from previous charge	Comments
Table A - New Dwellings Number of Units (Full Plans Inspection Charge): *	4		£874.63	£1,068.33	TBC	TBC	Increase to inspection fees to align more closely with other LAs in Wales and to fund the services readiness for the forthcoming WG Building Safety Regime. i.e extensive upskilling and training needs etc.
	5		£1,078.84	£1,228.33	TBC	TBC	Increase to inspection fees to align more closely with other LAs in Wales and to fund the services readiness for the forthcoming WG Building Safety Regime. i.e extensive upskilling and training needs etc.
	6		£1,196.37	£1,363.33	TBC	TBC	Increase to inspection fees to align more closely with other LAs in Wales and to fund the services readiness for the forthcoming WG Building Safety Regime. i.e extensive upskilling and training needs etc.
	7		£1,430.13	£1,562.50	TBC	TBC	Increase to inspection fees to align more closely with other LAs in Wales and to fund the services readiness for the forthcoming WG Building Safety Regime. i.e extensive upskilling and training needs etc.
	8		£1,663.89	£1,761.67	TBC	TBC	Increase to inspection fees to align more closely with other LAs in Wales and to fund the services readiness for the forthcoming WG Building Safety Regime. i.e extensive upskilling and training needs etc.
	9		£1,897.65	£1,877.50	TBC	TBC	
	10		£2,151.11	£2,180.00	TBC	TBC	
	11 - 30		Quote	Quote	Quote	Quote	

BUILDING CONTROL

Category	Quantity	Service	2020/21	2021/22	2022/23	% increase /decrease from previous charge	Comments
Table A - New Dwellings Number of Units (Building Notice Charge):	1		£510.21	£625.00		22.50%	Increase to align more closely with other LAs in Wales and to fund the services readiness for the forthcoming WG Building Safety Regime. i.e extensive upskilling and training needs etc.
	2		£729.51	£975.00	TBC	TBC	Increase to align more closely with other LAs in Wales and to fund the services readiness for the forthcoming WG Building Safety Regime. i.e extensive upskilling and training needs etc.
	3		£1,018.43	£1,250.00	TBC	TBC	Increase to align more closely with other LAs in Wales and to fund the services readiness for the forthcoming WG Building Safety Regime. i.e extensive upskilling and training needs etc.
	4		£1,314.57	£1,500.00	TBC	TBC	Increase to align more closely with other LAs in Wales and to fund the services readiness for the forthcoming WG Building Safety Regime. i.e extensive upskilling and training needs etc.
	5		£1,610.71	£1,750.00	TBC	TBC	Increase to align more closely with other LAs in Wales and to fund the services readiness for the forthcoming WG Building Safety Regime. i.e extensive upskilling and training needs etc.

BUILDING CONTROL

Category	Quantity	Service	2020/21	2021/22	2022/23	% increase /decrease from previous charge	Comments
	6		£1,820.16	£1,975.00	TBC	TBC	Increase to align more closely with other LAs in Wales and to fund the services readiness for the forthcoming WG Building Safety Regime. i.e extensive upskilling and training needs etc.
	7		£2,080.19	£2,200.00	TBC	TBC	Increase to align more closely with other LAs in Wales and to fund the services readiness for the forthcoming WG Building Safety Regime. i.e extensive upskilling and training needs etc.
	8		£2,340.21	£2,425.00	TBC	TBC	
	9		£2,600.24	£2,650.00	TBC	TBC	
	10		£2,860.26	£2,875.00	TBC	TBC	
	11 - 30		Quote	Quote	TBC	TBC	
Table B - Amount of Full Plans Vetting Charge	Garages	Erection or extension of a detached building which consists of a garage carport or both having a floor area not exceeding 60m2 in total, and which is not an exempt building.	£134.12	£131.67	TBC	TBC	20/21 increase not implemented due to Covid. No change
	Single Storey Extensions and loft conversions	Any extension or loft conversion of a dwelling the total floor area of which exceeds 10m2, but does not exceed 40m2, including means of access and work in connection with that extension.	£134.12	£131.67	TBC	TBC	20/21 increase not implemented due to Covid. No change
	Single Storey Extensions and loft conversions	Any extension or loft conversion of a dwelling the total floor area of which exceeds 40m2, but does not exceed 100m2, including means of access and work in connection with that extension.	£134.12	£131.67	TBC	TBC	20/21 increase not implemented due to Covid. No change
	Garages	Erection or extension of a detached building which consists of a garage carport or both having a floor area not exceeding 60m2 in total, and which is not an exempt building.	£130.81	£160.00	TBC	TBC	Increase to reflect more closely the costs associated with service inputs

BUILDING CONTROL

Category	Quantity	Service	2020/21	2021/22	2022/23	% increase /decrease from previous charge	Comments
Table B - Amount of Full Plans Inspection Charge	Single Storey Extensions and loft conversions	Any extension or loft conversion of a dwelling the total floor area of which exceeds 10m2, but does not exceed 40m2, including means of access and work in connection with that extension.	£250.80	£293.33	TBC	TBC	Increase to align more closely with other LAs in Wales and to fund the services readiness for the forthcoming WG Building Safety Regime. i.e extensive upskilling and training needs etc.
		Any extension or loft conversion of a dwelling the total floor area of which exceeds 40m2, but does not exceed 100m2, including means of access and work in connection with that extension.	£348.27	£443.33	TBC	TBC	Increase to align more closely with other LAs in Wales and to fund the services readiness for the forthcoming WG Building Safety Regime. i.e extensive upskilling and training needs etc.
Table B - Amount of Building Notice Charge	Garages	Erection or extension of a detached building which consists of a garage carport or both having a floor area not exceeding 60m2 in total, and which is not an exempt building.	£291.43	£291.66	TBC	TBC	
	Extensions and loft conversions	Any extension or loft conversion of a dwelling the total floor area of which exceeds 10m2, but does not exceed 40m2, including means of access and work in connection with that extension.	£423.41	£425.00	TBC	TBC	
		Any extension or loft conversion of a dwelling the total floor area of which exceeds 40m2, but does not exceed 100m2, including means of access and work in connection with that extension.	£530.64	£575.00	TBC	TBC	
	Other Works	Conversion of a single domestic garage in to a habitable room	£222.28	£225.00	TBC	TBC	
		Replacement of windows in a dwelling (up to 20 windows)	£63.93	£104.17	TBC	TBC	Increase to reflect more closely the costs associated with service inputs
		Installation or replacement of domestic sewage treatment system	£177.04	£179.17	TBC	TBC	
		Upgrading thermal elements (as defined in guidance note)	£58.12	£104.17	TBC	TBC	Increase to reflect more closely the costs associated with service inputs
Installation or replacement of a heat producing appliance (e.g. solid fuel appliance, oil fired appliance, ground source heat pump or solar hot water system etc). Where the installer is not a member of a 'Competent Persons Scheme'	£177.04	£308.33	TBC	TBC			

BUILDING CONTROL

Category	Quantity	Service	2020/21	2021/22	2022/23	% increase /decrease from previous charge	Comments
		Electrical Installations where the installer is not a member of a 'Competent Persons Scheme'	£196.70	£308.33	TBC	TBC	Increase to reflect more closely the costs associated with service inputs
Table C - Cost of Works - Amount of Full Plans Vetting Charge	£0 - £1,000		£115.57	N/A	TBC	TBC	Re profiled. See Inspection Fee only
	£1,001 - £5,000		£190.68	N/A	TBC	TBC	Re profiled. See Inspection Fee only
	£5,001 - £10,000		£64.32	£80.00	TBC	TBC	
	£10,001 - £30,000		£78.10	£115.00	TBC	TBC	Increase to align more closely with other LAs in Wales and to fund the services readiness for the forthcoming WG Building Safety Regime. i.e extensive upskilling and training needs etc.
	£30,001 - £50,000		£128.62	£166.67	TBC	TBC	Increase to align more closely with other LAs in Wales and to fund the services readiness for the forthcoming WG Building Safety Regime. i.e extensive upskilling and training needs etc.
	£50,001 - £75,000		£176.61	£220.83	TBC	TBC	Increase to align more closely with other LAs in Wales and to fund the services readiness for the forthcoming WG Building Safety Regime. i.e extensive upskilling and training needs etc.
	£0 - £2,000				TBC	TBC	
	£2,001 - £5,000				TBC	TBC	

BUILDING CONTROL

Category	Quantity	Service	2020/21	2021/22	2022/23	% increase /decrease from previous charge	Comments
Table C - Cost of Works - Amount of Full Plans Inspection Charge	£0 - £1,000		£165.47	£130.00	TBC	TBC	Change to reflect reprofiling and costs associated with with service inputs
	£1,001 - £5,000		£200.93	£212.50	TBC	TBC	Increase to reflect more closely the costs associated with service inputs
	£5,001 - £10,000		£236.39	£253.33	TBC	TBC	Increase to reflect more closely the costs associated with service inputs
	£10,001 - £30,000		£267.90	£345.00	TBC	TBC	Increase to align more closely with other LAs in Wales and to fund the services readiness for the forthcoming WG Building Safety Regime. i.e extensive upskilling and training needs etc.
	£30,001 - £50,000		£330.94	£579.17	TBC	TBC	Increase to align more closely with other LAs in Wales and to fund the services readiness for the forthcoming WG Building Safety Regime. i.e extensive upskilling and training needs etc.
	£50,001 - £75,000		£457.01	£716.67	TBC	TBC	Increase to align more closely with other LAs in Wales and to fund the services readiness for the forthcoming WG Building Safety Regime. i.e extensive upskilling and training needs etc.
	£75,001 - £100,000		£614.60	£797.50	TBC	TBC	Increase to align more closely with other LAs in Wales and to fund the services readiness for the forthcoming WG Building Safety Regime. i.e extensive upskilling and training needs etc.
	£0 - £1,000		£127.12	£130.00	TBC	TBC	
	£1,001 - £5,000		£209.75	£212.50	TBC	TBC	

BUILDING CONTROL

Category	Quantity	Service	2020/21	2021/22	2022/23	% increase /decrease from previous charge	Comments
Table C - Cost of Works - Amount of Building Notice Charge	£5,001 - £10,000		£252.76	£333.33	TBC	TBC	Increase to align more closely with other LAs in Wales and to fund the services readiness for the forthcoming WG Building Safety Regime. i.e extensive upskilling and training needs etc.
	£10,001 - £30,000		£306.93	£460.00	TBC	TBC	Increase to align more closely with other LAs in Wales and to fund the services readiness for the forthcoming WG Building Safety Regime. i.e extensive upskilling and training needs etc.
	£30,001 - £50,000		£505.52	£745.83	TBC	TBC	Increase to align more closely with other LAs in Wales and to fund the services readiness for the forthcoming WG Building Safety Regime. i.e extensive upskilling and training needs etc.
	£50,001 - £75,000		£696.98	£937.50	TBC	TBC	Increase to align more closely with other LAs in Wales and to fund the services readiness for the forthcoming WG Building Safety Regime. i.e extensive upskilling and training needs etc.
	£75,001 - £100,000		£933.89	£1,050.00	TBC	TBC	Increase to align more closely with other LAs in Wales and to fund the services readiness for the forthcoming WG Building Safety Regime. i.e extensive upskilling and training needs etc.

BUILDING CONTROL

Category	Quantity	Service	2020/21	2021/22	2022/23	% increase /decrease from previous charge	Comments

BUILDING CONTROL

Category	Quantity	Service	2020/21	2021/22	2022/23	% increase /decrease from previous charge	Comments
NEW Table D - Supplementary Charges and Services		Undertaking inspections through to completion on unfinished buildings works 5 years after the date of deposit		POA. Based on current hourly rate and anticipated number of outstanding inspections. Recalculated every 12 months thereafter for works that remain unfinished	TBC	TBC	
		Undertaking inspections through to completion on bulding works that have been occupied for more than 6 months and where intended occupation was not notified to Building Control.		POA. Based on current hourly rate and anticipated number of outstanding inspections. Recalculated every 12 months thereafter for works that remain unfinished	TBC	TBC	
		Withdrawal of an application post validation		£83.33	TBC	TBC	Plan fees to also be retained where a full plan appraisal through to a decision has been made.
		Copy of decision notices/completion certificates		£62.50	TBC	TBC	
		Letter confirming exemption from building regulations		£83.33	TBC	TBC	
		Pre application advice after the first hour (free of charge) where a building regulation application is subsequently not submitted or an Initial Notice is lodged.		£60.00	TBC	TBC	
		Issuing of a demolition notice		£75.00	TBC	TBC	

BUILDING CONTROL

Category	Quantity	Service	2020/21	2021/22	2022/23	% increase /decrease from previous charge	Comments
	Redirection of inspection fee invoices			£30.00	TBC	TBC	
	Personal Searches requiring aresponse within 48 hrs by email			£77.50	TBC	TBC	
NEW Table E Street Naming and Numbering Charges	Existing private dwelling name change			£75.00	TBC	TBC	
	Existing business property name change			£100.00	TBC	TBC	
	Renaming of an existing street			£300.00	TBC	TBC	
	Naming of a brand new street			£150 per plot	TBC	TBC	
	Letter Confirming an existing address			£50.00	TBC	TBC	

PLANNING

Planning Fees

The latest planning permission fees can be obtained by clicking on the following link:-

<https://en.powys.gov.uk/article/6040/Planning-permission-fees>

BURIAL FEES

Category	SERVICE	2020/21	2021/22	2022/23	% increase /decrease from previous charge
Excavation	<i>Burial - Adults: Single Depth</i>	£820.91	£820.91	TBC	TBC
	<i>Burial - Adults: Double Depth</i>	£1,034.75	£1,034.75	TBC	TBC
	<i>Burial - Children: Stillborn to under 12 years</i>	£0	£0	TBC	TBC
	<i>Burial - Children: Children over 1 month and under 12 years</i>	£0	£0	TBC	TBC
	<i>Cremated Remains: All burials</i>	£260	£260	TBC	TBC
Monument Registrations	Right to erect a headstone & first inscription	£236.83	£236.83	TBC	TBC
	Right to erect a kerbstone	£236.83	£236.83	TBC	TBC
	Subsequent inscriptions	£60.08	£60.08	TBC	TBC
Purchase of Exclusive Right of Burial (ERB)	Adults & Children 12 and over	£945.23	£945.23	TBC	TBC
	Children - under 12 years	£0	£0	TBC	TBC
	Stillborn/under 1 month	£0	£0	TBC	TBC
	Cremation Space	£468.34	£468.34	TBC	TBC
Registration of Burial	Adults & Children 12 and over	£294.56	£294.56	TBC	TBC
	Stillborn and Children under 12 years	£0	£0	TBC	TBC
Miscellaneous	Scattering of Ashes	£294.56	£294.56	TBC	TBC
	Home burial visit	£120.00	£120.00	TBC	TBC
	Genealogy Research Requests*	£70.18	£70.18	TBC	TBC
	Saturday cremations (additional cost)	£264.00	£264.00	TBC	TBC
	Saturday burials (additional cost)	£528	£528	TBC	TBC

DOGS & PEST CONTROL

Category	SERVICE	2020/21	2021/22	2022/23	% increase /decrease from previous charge
DOG	Kennelling fee	£ 50.00	£ 50.00	TBC	TBC
WARDEN	Cost per day	£ 13.00	£ 13.00	TBC	TBC

CATERING

Category	SERVICE	2020/21	2021/22	2022/23	% increase /decrease from previous charge	Comments
Primary School	Meal	£2.45	£2.35	TBC	TBC	
	Free Meal	£2.45	£2.35	TBC	TBC	
High School	Meal of the day	£2.55	£2.45	TBC	TBC	
	Free Meal	£2.55	£2.45	TBC	TBC	

CLEANING

Category	SERVICE	2020/21	2021/22	2022/23	% increase /decrease from previous charge
External Sites	Cleaner	£13.77	tbc	TBC	TBC
	Cleaner in Charge	£13.77	tbc	TBC	TBC
	Caretaker	N/A	tbc	TBC	TBC
Schools	Cleaner	£13.77	tbc	TBC	TBC
	Cleaning Caretaker	N/A	N/A	TBC	TBC
Internal Sites	Cleaner	£13.77	tbc	TBC	TBC
	Cleaner in Charge	£13.77	tbc	TBC	TBC
	Cleaner Supervisor	£13.77	tbc	TBC	TBC
	Caretaker / Handyman	£13.77	tbc	TBC	TBC
	Caretaker	N/A	N/A	TBC	TBC
Other sites	Fire Stations small Not including materials	£13.77	tbc	TBC	TBC

LIBRARIES

SERVICE	2020/21	2021/22	2022/23	% increase /decrease from previous charge
Fines – books	Branches: Adult: 15p per open day overdue for each item (max. £5.00 per item). Mobile libraries: 15p per item per missed visit. Children: no fines on children’s items.	Branches: Adult: 15p per open day overdue for each item (max. £5.00 per item). Mobile libraries: 15p per item per missed visit. Children: no fines on children’s items.	TBC	TBC
Fines – other	Talking books: Adult – 15p per day overdue for each item, to a maximum of £5.00. No fines on children’s items. DVDs: childrens, information and music: 20p per open day DVDs - feature films and boxed sets: 50p per open day to a maximum of £5.00	Talking books: Adult – 15p per day overdue for each item, to a maximum of £5.00. No fines on children’s items. DVDs: childrens, information and music: 20p per open day DVDs - feature films and boxed sets: 50p per open day to a maximum of £5.00	TBC	TBC

LIBRARIES

SERVICE	2020/21	2021/22	2022/23	% increase /decrease from previous charge
Reservations	Books in stock or on order: no charge Not in stock book or periodical: £10.00 Music and play sets: from £30.00 depending on number of copies wanted etc. Application for renewal of inter-library loan items (minimum of one week's notice required): £10.00 Overdue inter-library loan items: £10.00 recharge	Books in stock or on order: no charge Not in stock book or periodical: £10.00 Music and play sets: from £30.00 depending on number of copies wanted etc. Application for renewal of inter-library loan items (minimum of one week's notice required): £10.00 Overdue inter-library loan items: £10.00 recharge	TBC	TBC
DVDs	Hire charge: £1.00 per week for children's, information, and music. Hire charge: £2.50 per week for adults and children's feature films Hire charge: £4 per week for boxed sets containing 3 or more DVDs	Hire charge: £1.00 per week for children's, information, and music. Hire charge: £2.50 per week for adults and children's feature films Hire charge: £4 per week for boxed sets containing 3 or more DVDs	TBC	TBC
Talking Books	Hire charge: £3.00. No charge for children's items.	Hire charge: £3.00. No charge for children's items.	TBC	TBC
Replacement tickets	Adult / children: £2	Adult / children: £2	TBC	TBC
Sales of withdrawn stock	Adult fiction: from 50p Non-fiction: from 75p Junior: from 20p Audio: from 50p DVDs: from £2.51	Adult fiction: from 50p Non-fiction: from 75p Junior: from 20p Audio: from 50p DVDs: from £2.51	TBC	TBC
Photocopies	A4, 20p per side A3, 40p per side	A4, 20p per side A3, 40p per side	TBC	TBC

LIBRARIES

SERVICE	2020/21	2021/22	2022/23	% increase /decrease from previous charge
Paper	A4 10p per sheet	A4 10p per sheet	TBC	TBC
Printouts	A4: 20p black & white, 40p colour Microfiche/film printout: - A4: 30p self-service, 50p postal (where available) Standard charge through public i-cam printer Digital copies and printouts undertaken by staff: £1.00 each	A4: 20p black & white, 40p colour Microfiche/film printout: - A4: 30p self-service, 50p postal (where available) Standard charge through public i-cam printer Digital copies and printouts undertaken by staff: £1.00 each	TBC	TBC
Damaged & lost items	Books: In print: current published price Out of print: current average cost for book type DVDs: Individually priced	Books: In print: current published price Out of print: current average cost for book type DVDs: Individually priced	TBC	TBC
Use of Computers	Free bookable sessions	Free bookable sessions	TBC	TBC
Sale of memory sticks	8gb memory stick £6	8gb memory stick £6	TBC	TBC

LIBRARIES

SERVICE	2020/21	2021/22	2022/23	% increase /decrease from previous charge
Room hire	<p>Voluntary / educational organisations: £30.00 per 3 hour session; £15.00 per hour; £50 per 3 hour session out of library opening hours</p> <p>Other organisations: £50.00 per 3 hour session during library opening hours; £20 per hour plus caretaker costs for opening/closing per session outside of library opening hours Use of kitchen facilities (Brecon £10.00, others £5.00)</p> <p>Reduced rates for regular bookings: 10% reduction for regular bookings (10 per year and over)</p>	<p>Voluntary / educational organisations: £30.00 per 3 hour session; £15.00 per hour; £50 per 3 hour session out of library opening hours</p> <p>Other organisations: £50.00 per 3 hour session during library opening hours; £20 per hour plus caretaker costs for opening/closing per session outside of library opening hours Use of kitchen facilities (Brecon £10.00, others £5.00)</p> <p>Reduced rates for regular bookings: 10% reduction for regular bookings (10 per year and over)</p>	TBC	TBC

LIBRARIES

SERVICE	2020/21	2021/22	2022/23	% increase /decrease from previous charge
Exhibitions	Galleries: No charge for non selling exhibitions £50 + 10% of sales for selling exhibitions Display cases: No charge for non selling exhibitions Selling: £25 + 10% of sales for selling exhibitions Local organisations information displays: FREE at the discretion of the Branch Librarian	Galleries: No charge for non selling exhibitions £50 + 10% of sales for selling exhibitions Display cases: No charge for non selling exhibitions Selling: £25 + 10% of sales for selling exhibitions Local organisations information displays: FREE at the discretion of the Branch Librarian	TBC	TBC
Fax	Incoming: 50p per page Outgoing: UK £1.00; Europe - £2.00 for 1st page, £1.00 for each subsequent page; World - £3.00 for 1st page, £1.00 for each subsequent page	Incoming: 50p per page Outgoing: UK £1.00; Europe - £2.00 for 1st page, £1.00 for each subsequent page; World - £3.00 for 1st page, £1.00 for each subsequent page	TBC	TBC
Laminating (where available)	A4 size: £1.50 A3 size: £2.00	A4 size: £1.50 A3 size: £2.00	TBC	TBC
Local studies research	£20 per half hour	£20 per half hour	TBC	TBC

MUSEUMS

CATEGORY	SERVICE	2020/21	2021/22	2022/23	% increase /decrease from previous charge
COPY CHARGES	Photocopy: Single A4/ BW	£0.25	£0.25	TBC	TBC
	Photocopy: A4 colour	£0.50	£0.50	TBC	TBC
	Photocopy - laminated	£1.00	£1.00	TBC	TBC
	Photocopy: A3 B/W	£0.50	£0.50	TBC	TBC
	Photocopy: A3 colour	£1.00	£1.00	TBC	TBC
	Scanned photos – personal / commercial / publishing	Quote available depending on number of images	Quote available depending on number of images	TBC	TBC
ROOM HIRE	Half day incl. tea & coffee	£30.00	£30.00	TBC	TBC
	Full day incl. tea & coffee	£60.00	£60.00	TBC	TBC
VENUE HIRE	Filming etc. per day	Negotiable – depending on requirements	Negotiable – depending on requirements	TBC	TBC
SALES	Exhibition art work sales, commission, pictures / books / cards	33% of wall price	33% of wall price	TBC	TBC
	SLA - school annual agreement	N/A	N/A	TBC	TBC
	Visit to Museum by an educational organisation (with Education & Access Officer)	£50.00	£50.00	TBC	TBC

MUSEUMS

EDUCATION CHARGES	Visit to school or other educational institution (with Education & Access Officer)	£70.00 (Discount of £15.00 for 2 or more bookings made within the same financial year)	£70.00 (Discount of £15.00 for 2 or more bookings made within the same financial year)	TBC	TBC
	Visit to Museum / Outreach visit by Education & Access Officer to Special schools / Adults with disabilities	£30.00	£30.00	TBC	TBC
	Visit to Museum / Outreach visit by Education & Access Officer to Adult groups	£55.00	£55.00	TBC	TBC
	Craft activities / holiday activities – per child / adult	£0-£3.00 Depending on activity	£0-£3.00 Depending on activity	TBC	TBC
	Visit to retirement / nursing home	£25.00	£25.00	TBC	TBC
	3rd Age / Adult Learning visits	£20.00 - £60.00 Depending on requirements / activity	£20.00 - £60.00 Depending on requirements / activity	TBC	TBC
Education Charges (Rad and Mont)	Visit to Museum by an educational organisation	Free	Free	TBC	TBC
	Use of handling collection at museum	£25 per Topic	£25 per Topic	TBC	TBC
	Use of of Victorian/WW2 school room - (Mont only)	£25	£25	TBC	TBC
	Rental of handling collection	£40 per Topic	£40 per Topic	TBC	TBC
	Transport of above (delivery/return)	£0.45 per mile	£0.45 per mile	TBC	TBC
	Crafts	£2 per child	£2 per child	TBC	TBC

ARCHIVES

CATEGORY	SERVICE	2020/21	2021/22	2022/23	% increase /decrease from previous charge
Photocopies	A4 per sheet	£0.50	£0.50	TBC	TBC
	A3 per sheet	£1.00	£1.00	TBC	TBC
	Micro film / fiche printout	£1.00	£1.00	TBC	TBC
	Postal requests (cost of copies, plus postage)	£3.00	£3.00	TBC	TBC
Digital Images	Images digitised from the original document, on CD, per image	charged as per staff time	charged as per staff time	TBC	TBC
	Images digitised from the original document, printout, per image	charged as per staff time	charged as per staff time	TBC	TBC
	Images of existing digital images, on CD, per image	charged as per staff time	charged as per staff time	TBC	TBC
	Images of existing digital images, printout, per image	charged as per staff time	charged as per staff time	TBC	TBC
Research Service	Half an hour quick “look-up” (parish registers and census only)	£20.00	£20.00	TBC	TBC
	One hour research	£40.00	£40.00	TBC	TBC
	Two hours research	£80.00	£80.00	TBC	TBC

ARCHIVES

Photography Permit	Annual permit to take digital photographs of archive documents (for private research only)	Daily permit £9; weekly permit £20; annual permit £50	Daily permit £9; weekly permit £20; annual permit £50	TBC	TBC
Family and Local History Internet Sessions	One-to-one sessions on family or local history sources on the Internet, one hour	£5 per individual in group; £10 individual	£5 per individual in group; £10 individual	TBC	TBC

PRIVATE SECTOR HOUSING

Category	SERVICE	2020/21	2021/22	2022/23	% increase /decrease from previous charge
Renewals:	Landlord Loans	up to 15% of loan value (up to £25K per unit recovered over 5 years)	up to 15% of loan value (up to £25K per unit recovered over 5 years)	TBC	TBC
	CO2I Loans	up to 15% of loan value (up to £5K per measure recovered over 5 years)	up to 15% of loan value (up to £5K per measure recovered over 5 years)	TBC	TBC
	WG Houses into Homes Loans (Formal Route)	up to £495 administration fee, plus £50 land registry fee	up to £495 administration fee, plus £50 land registry fee	TBC	TBC
	WG Houses into Homes Loans (Following Works in Default Notice - Supervised)	up to 15% of loan value (up to £5K per measure recovered over 5 years)	up to 15% of loan value (up to £5K per measure recovered over 5 years)	TBC	TBC
	WG Town Centre Loans	up to 15% of loan value (up to £25K per unit recovered over 5 years)	up to 15% of loan value (up to £25K per unit recovered over 5 years)	TBC	TBC
	Disabled Facility Grant & Loan Assistance	up to 15% of approved works cost value against capital budget	up to 15% of approved works cost value against capital budget	TBC	TBC
	Safe Warm & Secure Assistance	up to 15% of approved works - e.g. to support delivery of W.G. Loan Capital), otherwise limited to a maximum of £1k per building for voided applications, or Housing Standards Enforcement Guidance.	up to 15% of approved works - e.g. to support delivery of W.G. Loan Capital), otherwise limited to a maximum of £1k per building for voided applications, or Housing Standards Enforcement Guidance.	TBC	TBC
Enforcement:	HMO Mandatory Licensing		£750 fee + £25 for every self contained unit in a building beyond 5 (fee covers 5-yr license)	TBC	TBC
	Immigration Inspection fee		£150 per inspection	TBC	TBC
	Rent Smart Wales Landlord Training Course Fee		£360 fee per session - training provider for Cardiff City Council who manage scheme on behalf of W.G.	TBC	TBC

FREEDOM WEBSITE LINK

Powys Leisure Centres - for latest activity prices please click on the link below

Brecon Leisure Centre

<http://www.freedom-leisure.co.uk/centres.asp?section=1975§ionTitle=brecon+leisure+centre>

Bro Ddyfi Leisure Centre

<http://www.freedom-leisure.co.uk/centres.asp?section=2014§ionTitle=bro+ddyfi+leisure+centre>

Builth Sports Centre and swimming pool

<https://www.freedom-leisure.co.uk/centres/builth-wells-sports-centre-and-swimming-pool/>

Caereinion Leisure Centre

<http://www.freedom-leisure.co.uk/centres.asp?section=2028§ionTitle=caereinion+leisure+centre>

East Radnor Leisure Centre

<http://www.freedom-leisure.co.uk/centres.asp?section=2029§ionTitle=east+radnor+leisure+centre>

Knighton Leisure Centre

<http://www.freedom-leisure.co.uk/centres.asp?section=2030§ionTitle=knighton+sports+centre>

Llandrindod Wells Leisure Centre

<http://www.freedom-leisure.co.uk/centres.asp?section=2031§ionTitle=llandrindod+wells+sports+centre>

Llanfyllin Leisure Centre

<http://www.freedom-leisure.co.uk/centres.asp?section=2032§ionTitle=llanfyllin+sports+centre>

Llanidloes Leisure Centre

<http://www.freedom-leisure.co.uk/centres.asp?section=2033§ionTitle=llanidloes+sports+centre>

Maldwyn Leisure Centre

<http://www.freedom-leisure.co.uk/centres.asp?section=2034§ionTitle=maldwyn+leisure+centre>

Rhayader Leisure Centre

FREEDOM WEBSITE LINK

<http://www.freedom-leisure.co.uk/centres.asp?section=2035§ionTitle=rhayader+leisure+centre>

The Flash Leisure Centre

<http://www.freedom-leisure.co.uk/centres.asp?section=2037§ionTitle=the+flash+leisure+centre>

Ystradgynlais Leisure Centre

<https://www.freedom-leisure.co.uk/centres/ystradgynlais-sports-centre/>

CTAX

CATEGORY	SERVICE	2020/21	2021/22	2022/23	% increase /decrease from previous charge	Comments
Council Tax	Summons (subject to Court approval)	£ 50.00	£ 50.00	TBC	TBC	as per Legislation maximum costs that can be charged in Wales is £70.00 (any combination).
	Liability Order	£ 20.00	£ 20.00	TBC	TBC	
	<i>Council tax Premium- second homes</i>	n/a	n/a	TBC	TBC	Housing (Wales) Act enables a 100% premium to be charged on second homes. Council determined 09/03/2016 to charge a premium of 50% from 01/04/2017 . Exceptions to premium apply.
	Council tax Premium -Long Term empties	n/a	n/a	TBC	TBC	Housing (Wales) Act enables a 100% premium be charged on Long-term empty properties. Council determined 09/03/2016 to charge a premium of 50% from 01/04/2017 . Exceptions to premium apply
NNDR	Summons (subject to Court approval)	£ 50.00	£ 50.00	TBC	TBC	
	Liability Order	£ 20.00	£ 20.00	TBC	TBC	

CAR PARK

CAR PARK FEES AND CHARGES		UP TO 1 HR				UP TO 2 HRS				UP TO 4 HRS				OVER 4 HRS				OVERNIGHT			
LOCATION	TYPE OF VEHICLE	20/21	21/22	22/23	% increase /decrease from previous charge	20/21	21/22	22/23	% increase /decrease from previous charge	20/21	21/22	22/23	% increase /decrease from previous charge	20/21	21/22	22/23	% increase /decrease from previous charge	20/21	21/22	22/23	% increase /decrease from previous charge
Short Stay Car Parks		Motor Car	£1.00	£1.00	TBC	TBC	£2.00	£2.00	TBC	TBC											
Hay on Wye - Market Square car park Brecon - George Street, Viaduct Inner and Y Gaer car parks Llandrindod Wells - Middleton Street car park Knighton - Norton Arms car park Welshpool - Severn Stars car park																					
Long Stay Mixed Use Car Parks	Motor car/cycle	£1.00	£1.00	TBC	TBC	£2.00	£2.00	TBC	TBC	£3.00	£3.00	TBC	TBC	£4.00	£4.00	£4.00	0.00%	£0.00	£0.00	TBC	TBC
	Vehicle & Trailer/caravan	£2.00	£2.00	TBC	TBC	£4.00	£4.00	TBC	TBC	£6.00	£6.00	TBC	TBC	£8.00	£8.00	£8.00	0.00%	£0.00	£0.00	TBC	TBC
	Van <3t	£1.00	£1.00	TBC	TBC	£2.00	£2.00	TBC	TBC	£3.00	£3.00	TBC	TBC	£4.00	£4.00	£4.00	0.00%	£0.00	£0.00	TBC	TBC
	Motorhome and Goods >3t	£2.00	£2.00	TBC	TBC	£4.00	£4.00	TBC	TBC	£6.00	£6.00	TBC	TBC	£8.00	£8.00	£8.00	0.00%	£0.00	£0.00	TBC	TBC
Builth Wells - Smithfield and The Groe car parks Crickhowell - Beaufort Street car park Hay-on-Wye - Oxford Road car park Brecon - Promenade car park Knighton - Bowling Green Lane car park Rhayader - Dark Lane car park Newtown Back Lane and Gravel car parks Welshpool - Berriew Street and Church Street car parks Llanidloes - Mount Street car park Machynlleth - Maengwyn Street car park																					
Long Stay Motorcars/Cycles plus Trailer/Caravan	Motor car/cycle/van <3t	£1.00	£1.00	TBC	TBC	£2.00	£2.00	TBC	TBC	£3.00	£3.00	TBC	TBC	£4.00	£4.00	£4.00	0.00%	£0.00	£0.00	TBC	TBC
	Vehicle & Trailer/caravan	£2.00	£2.00	TBC	TBC	£4.00	£4.00	TBC	TBC	£6.00	£6.00	TBC	TBC	£8.00	£8.00	£8.00	0.00%	£0.00	£0.00	TBC	TBC
Brecon - Alexandra Road, Kensington, Dinas Road, Scout Lane, Viaduct Outer and Canal Road car parks Ystradgynlais - Heol Maes y Dre and Heol Eglwys Presteigne - Hereford Street and High Street car parks																					
Long Stay Motorcars/Cycles only	Motor car/cycle	£1.00	£1.00	TBC	TBC	£2.00	£2.00	TBC	TBC	£3.00	£3.00	TBC	TBC	£4.00	£4.00	£4.00	0.00%	£0.00	£0.00	TBC	TBC
	Brecon - Alexandra Road, Kensington, Dinas Road, Scout Lane, Viaduct Outer and Canal Road car parks Ystradgynlais - Heol Maes y Dre and Heol Eglwys Presteigne - Hereford Street and High Street car parks Llandrindod Wells - Town Hall car park																				

CAR PARK FEES AND CHARGES		Per Day				OVERNIGHT			
Long Stay Coach and Lorry Park	Coach/Goods Vehicle	£8.00	£8.00	TBC	TBC	£0.00	£0.00	£0.00	TBC
Brecon - Canal Road Coach and Lorry Park									

21100.00%

PERMITS																	
LOCATION	TYPE OF VEHICLE	20/21	21/22	22/23	% increase /decrease from previous charge	20/21	21/22	22/23	% increase /decrease from previous charge	20/21	21/22	22/23	% increase /decrease from previous charge	20/21	21/22	22/23	% increase /decrease from previous charge
	TYPE OF VEHICLE	1MONTH				3 MONTH				6 MONTH				12 months			
CAR PARK PERMITS	Motor Cars	£40.00	£40.00	TBC	TBC	£115.00	£115.00	TBC	TBC	£205.00	£205.00	TBC	TBC	£370.00	£370.00	TBC	TBC
	Cars and Trailers	£70.00	£70.00	TBC	TBC	£185.00	£185.00	TBC	TBC	£340.00	£340.00	TBC	TBC	£610.00	£610.00	TBC	TBC
	Motorhomes	£70.00	£70.00	TBC	TBC	£185.00	£185.00	TBC	TBC	£340.00	£340.00	TBC	TBC	£610.00	£610.00	TBC	TBC
	Goods Vehicles	£70.00	£70.00	TBC	TBC	£185.00	£185.00	TBC	TBC	£340.00	£340.00	TBC	TBC	£610.00	£610.00	TBC	TBC
	Bus/Coach	£70.00	£70.00	TBC	TBC	£185.00	£185.00	TBC	TBC	£340.00	£340.00	TBC	TBC	£610.00	£610.00	TBC	TBC

WASTE COLLECTION

Category	SERVICE	2020/21	21/22	22/23	% increase /decrease from previous charge	Comments
Household Waste	Bulky Household Waste (subject to conditions)	All ready consider as part IBP Work	£30 (up to 3 items)	£35 (up to 3 items)	16.67%	Website in 21/22 was never updated for the increase to £35 in 21/22 and was retained at £30 (suspended due to COVID).
Wheeled Bin Size (240 Litre) Weekly Collection Charge:	Glass	see comment	see comment	see comment	0.00%	TRADE - flexibility over pricing approved by portfolio holder to remain competitive within the marketplace, therefore no set price but it is envisaged that trade waste collection charges will increase by 2.5% in 2021/22
	Plastic/tins/cans/metal				0.00%	
	Paper				0.00%	
	Food				0.00%	
	Cardboard & Paper				0.00%	
Wheeled Bin Size (180 Litre) Weekly Collection Charge:	Food	0.00%				
Wheeled Bin Size (360 Litre) Weekly Collection Charge:	Cardboard & Paper	0.00%				
Wheeled Bin Size (820 & 1100 Litre) Weekly Collection Charge:	Cardboard & Paper	0.00%				
Trade	Wheeled Bin Size (360 Litre) Weekly Collection Charge:	see comment	TBC and completed	TBC and completed	0.00%	
	Wheeled Bin Size (660 Litre) Weekly Collection Charge:				0.00%	
	Wheeled Bin Size (1100 Litre) Weekly Collection Charge:				0.00%	
	Wheeled Bin Size (1280 Litre) Weekly Collection Charge:				0.00%	

WASTE COLLECTION

	Trade Kerbside containers - up to 6 boxes (annual fee)				0.00%	
	Trade Refuse Sacks (26 per roll) - General				0.00%	
	Trade Refuse Sacks (26 per roll) - Charity (blue)				0.00%	
Misc	Purple Sacks (domestic) 26 per roll	£51.88	£57.07	£59.90	4.96%	
	HWRC Trade Recycling permit (annual fee)	£200	£225	£250	11.11%	
Replacement Eurobins	New Replacement 1280L	£345.00	see comment	see comment	0.00%	TRADE - flexibility over pricing approved by portfolio holder to remain competitive within the marketplace.
	New Replacement 1100L				0.00%	
	New Replacement 660L				0.00%	
	New Replacement 360L				0.00%	
	Refurbished Replacement Bin (all sizes)				0.00%	
Replacement Eurobin lids	1280L	see comment	see comment	see comment	0.00%	
	1100L				0.00%	
	660L				0.00%	
	360L				0.00%	
Greenwaste	Domestic Garden (Graden Sacks) Annual Charge	£ 30.00	£ 32.00	£ 34.00	6.25%	
	Domestic Garden (120 Litre) Annual Charge	£ 30.00	£ 32.00	£ 34.00	6.25%	
	Domestic Garden (240 Litre) Annual Charge	£ 35.00	£ 37.00	£ 39.00	5.41%	

LAPAAAN

Category	Service	Typical Minimum Notice Period	Proposed charges April 2020/21 £	Proposed charges April 2021/22 £	Proposed charges 2022/23	% increase /decrease from previous charge	Notes
Temporary Traffic Signals	2 way lights	1 week	Notification Only No Charge	Notification Only No Charge	Notification Only No Charge	N/a	Each period of installation
	3 / 4 way lights	6 weeks County 12 weeks Trunk	Notification Only No Charge	Notification Only No Charge	Notification Only No Charge	N/a	Each period of installation
Scaffolding	Consideration of an application to erect over a highway any scaffolding or other structure.	1 week	£ 95	£ 98	£ 100.00	2.04%	Initial consideration and first 2 weeks
	Consideration of an application to retain on or over a highway any scaffolding or other structure.	1 week	£ 55	£ 57	£ 60.00	5.26%	Each additional week or part thereof
Skips	Consideration of an application for permission to deposit a skip on any highway.	1 week	£ 54	£ 56	£ 60.00	7.14%	Initial consideration and first 2 weeks
	Consideration of an application for permission to retain a skip on any highway.	1 week	£ 28	£ 29	£ 30.00	3.45%	Each additional week or part thereof
Hoarding	Consideration of an application for consent to erect a hoarding or fence.	1 week	£ 94	£ 97	£ 100.00	3.09%	Initial consideration and first 2 weeks
	Consideration of an application for consent to retain a hoarding or fence.	1 week	£ 54	£ 56	£ 60.00	7.14%	Each additional week or part thereof
Seasonal Decs,Banners/Bunting	Consideration of application to erect short term banners & decorations within or over a highway or street.	2 weeks	£ 108	£ 111	£ 111.00	0.00%	
Materials storage/Working areas on the Highways	Consideration of an application for consent to temporarily deposit building materials rubbish or other things in a street that is maintainable at public expense.	1 week	£ 94	£ 97	£ 100.00	3.09%	Initial consideration and first 2 weeks
	Consideration of an application for consent to continue temporarily depositing building materials rubbish or other things in a street that is maintainable at public expense.	1 week	£ 54	£ 56	£ 60.00	7.14%	Each additional week or part thereof

LAPAAN

Category	Service	Typical Minimum Notice Period	Proposed charges April 2020/21 £	Proposed charges April 2021/22 £	Proposed charges 2022/23	% increase /decrease from previous charge	Notes
Vehicle Access	Vehicle Access - Residential property verge and/or footway crossing. Authorisation of access and inspection of the works as required.	1 month	£ 132	£ 136	£ 140.00	2.94%	
	Vehicle Access - Commercial premises verge and/or footway crossing. Authorisation of access and inspection of the works as required.	1 month	£ 267	£ 275	£ 280.00	1.82%	
Private apparatus placed in the Highway	Single dwelling, non-commercial development and the like. New Connections up to 100 metres	1 month	£ 317	£ 327	£ 330.00	0.92%	
	Multiple dwellings, commercial development and the like. New Connections up to 100 metres	1 month	£ 475	£ 489	£ 490.00	0.20%	
	Repair, renewal or replacement of existing where no previous licence exists up to 100 metres.	1 month	£ 264	£ 272	£ 275.00	1.10%	
	Repair, renewal or replacement of existing where licence already granted up to 100 metres.	1 month	£ 180	£ 185	£ 185.00	0.00%	
	New connections, repair, renewal or replacement. Extra over for each additional 100 metres of excavation or part thereof.	1 month	£ 180	£ 185	£ 185.00	0.00%	
Excavations in Streets	Authorisation for temporary excavations in streets such as foundations of adjacent walls, trial pits etc.	1 month	£ 265	£ 273	£ 275.00	0.73%	Initial consideration and first 2 weeks
	Structural calculations in connection with works in Highways or Streets Checking of submitted calculations in connection with applications for consents, authorisation etc.	1 month	Quote	Quote	Quote	N/a	
	Cellars under Streets Consideration for construction or control of openings to cellars etc. under the street. (Includes checking of submitted structural calculations)		£ 492	£ 507	£ 510.00	0.59%	

LAPAAN

Category	Service	Typical Minimum Notice Period	Proposed charges April 2020/21 £	Proposed charges April 2021/22 £	Proposed charges 2022/23	% increase /decrease from previous charge	Notes
Road Closures/Traffic Regulation Order etc.	Temporary Traffic Regulation Orders (TTRO) and Temporary Traffic Regulation Notices (TTRN) for works in the highway	10 weeks	£ 1,069	£ 1,101	£ 1,100.00	-0.09%	
	TTRO & TTRN amendments to existing orders and notices		£ 325	£ 335	£ 335.00	0.00%	
	Temporary for single events on the highway	10 weeks	£ 489	£ 504	£ 505.00	0.20%	First Event
	Temporary for repeat events on the highway within 6 months of last event.	10 weeks	£ 351	£ 362	£ 365.00	0.83%	Repeat event (within 12 months)
	Traffic Regulation Order - Permanent	9 months	£ 3,183	£ 3,303	£ 4,000.00	21.10%	7% increase in advert
	Stopping up of Highways	9 months	£ 3,183	£ 3,278	£ 3,500.00	6.77%	Minimum deposit required. Costs above this must be met by applicant
Use of Council venue	Use of Council venue & associated services - (Excluding Brecon Market Hall)	10 weeks	Specific quote	Specific quote			
	Use of Council owned or operated car park for event	10 weeks	Loss of average daily income plus £77.25 administration	Loss of average daily income plus £77.25 administration	Loss of average daily income plus £77.25 administration	N/a	Charges calculated on full day basis only
	Cultivation of or planting within the Highway and maintenance thereafter.	3 months	£ 197	£ 203	£ 205.00	0.99%	
	Furniture placed on highway, street, walkway etc. - Authorisation to place furniture or similar	3 months	£ 197	£ 203	£ 205.00	0.99%	
Cattle Grids	Consideration of application to install in a highway, assessment of contribution from the Council and Report to Committee.	12 months	£ 598	£ 616	£ 620.00	0.65%	
	Applicant's contribution towards the costs of installation and future maintenance.		50% to 100% of cost	50% to 100% of cost	0 to 100%	N/a	

LAPAAAN

Category	Service	Typical Minimum Notice Period	Proposed charges April 2020/21 £	Proposed charges April 2021/22 £	Proposed charges 2022/23	% increase /decrease from previous charge	Notes
List of Streets	View the record of highways maintainable at public expense at Headquarters.	By appointment	No charge	No charge	No charge	N/a	
	A4 print for residents in relation to their property.	2 weeks	No charge	No charge	No charge	N/a	
	Opinion in relation to the extent of County classified and unclassified highways. Desk-top study max site length 0.5km (excludes rights of way).	6 weeks	£ 206	£ 212	£ 215.00	1.42%	
	Opinion in relation to the extent of County classified and unclassified highways. Desk-top study & site visit max site length 0.5km (excludes rights of way).	6 weeks	£ 412	£ 424	£ 425.00	0.24%	
	Opinion in relation to the extent of County classified and unclassified highways. Desk-top study and/or site visit site length over 0.5km (excludes rights of way).	variable	Quote	Quote	Quote	N/a	
Highway information	Supply of hard copy information e.g. road and traffic schemes information, report copies/extracts (incl. where distributed by email).		£ 29	£ 30	£ 30.00	0.00%	Includes covering letter plus up to 5 no. A4 sheets. Additional sheets @ £0.50 each
	Accident data - standard report		£ 11	£ 12	£ 15.00	25.00%	Per collision
	Traffic data - (existing) each individual type of report		£ 71	£ 73	£ 75.00	2.74%	Per site per report type
	Traffic data - Location plan (each plan max A3 size)		£ 41	£ 43	£ 45.00	4.65%	For collision or survey locations
	Traffic surveys - ATC including analysis & provision of data per site		£ 467	£ 481	£ 490.00	1.87%	Excludes traffic management which will be quoted individually under "Works"
	Traffic surveys - ATC - each additional site within 5km radius		£ 223	£ 230	£ 230.00	0.00%	Excludes traffic management which will be quoted individually under "Works"
	Development Advice		£ 81	£ 83	£ 85.00	2.41%	Per hour or part thereof
	Section 38 Agreement - Vetting fee for review of proposals outside agreement.		£ 1,003	£ 1,033	£ 1,050.00	1.65%	
	Section 38 Agreement - Minimum inspection / administration fee.		the greater of 7% of bond or £3,430	the greater of 7% of bond or £3,430	the greater of 7% of bond or £3,500	N/a	
	APC's and Section 38 Agreement Unit rate per linear metre for carriageway - width up to 5.5 metres.		£ 890	£ 917	£ 950.00	3.60%	

LAPAAN

Category	Service	Typical Minimum Notice Period	Proposed charges April 2020/21 £	Proposed charges April 2021/22 £	Proposed charges 2022/23	% increase /decrease from previous charge	Notes
Development	APC's and Section 38 Agreement Unit rate per linear metre for carriageway - width over 5.5 metres up to 7.3 metres.		£ 1,038	£ 1,069	£ 1,100.00	2.90%	
	Site inspection - Over and above that covered by the agreement.		£ 168	£ 173	£ 210.00	21.39%	
	Agreements - Extension beyond the initial period.		2.5% of bond per year or part thereof	2.5% of bond per year or part thereof	2.5% of bond per year or part thereof	N/a	
	Surface Water Drainage - connection to highway drainage (per dwelling where existing system has capacity).		£ 1,854	£ 1,910	£ 2,500.00	30.89%	
	Soakaways - Commuted sum for future maintenance of soakaways to deal with highway drainage.		Specific calculation for each site	Specific calculation for each site	Specific calculation for each site	N/a	
	Non-standard construction materials - Commuted sum for future maintenance.		Specific calculation for each site	Specific calculation for each site	Specific calculation for each site	N/a	
	Checking structural proposals and calculations		Quote	Quote	Quote	N/a	
	Consultancy		Quote	Quote	Quote	N/a	
	Attendance at site - following accidents or incidents of potential damage for traffic management, debris clearance, inspection, making safe, repairs etc.		At Cost	At Cost	At Cost	N/a	
Works		Quote	Quote	Quote	N/a		
Traffic Signs, Signals and Parking	Suspension of On-Street parking		£ 340	£ 350	£ 350.00	0.00%	
	Temporary parking dispensation in exceptional circumstances		£ 16	£ 17	£ 20.00	17.65%	Per vehicle per day. Maximum of 2 vehicles and limited to 5 days.
	Traffic signal switch off/on to allow temporary traffic management		#VALUE!	#VALUE!	£ 450.00	TBC	Covers initial application
	Traffic signal switch off/on to allow temporary traffic management - additional visits		£ 217	£ 224	£ 225.00	0.45%	Per each additional visit
	H-Bar marking on the carriageway		£ 103	£ 106	£ 110.00	3.77%	
	Advisory Disabled bay		Free	Free		N/a	
	Tourist Signing - Consideration of a request for tourist signing. Excluding cost of sign(s) and installation.		£ 122	£ 126	£ 130.00	3.17%	
	Provision of Design and Manufacture of Tourism signs		Quote	Quote	Quote	N/a	
	Notices for road humps and/or traffic calming				£ 1,500.00	TBC	New Charge

LAPAAAN

Category	Service	Typical Minimum Notice Period	Proposed charges April 2020/21 £	Proposed charges April 2021/22 £	Proposed charges 2022/23	% increase /decrease from previous charge	Notes
NEW Flood Risk & Sustainable Drainage	Sustainable Drainage (SuDs) Pre-Application		£ 250.00	£ 250.00	£ 250.00	0.00%	Note, set by WG and update mid year
	Sustainable Drainage (SuDs) Pre-Application		£ 600.00	£ 600.00	£ 600.00	0.00%	Note, set by WG and update mid year
	Sustainable Drainage (SuDs) Pre-Application		£ 1,000.00	£ 1,000.00	£ 1,000.00	0.00%	Note, set by WG and update mid year
	Sustainable Drainage (SuDs) Pre-Application Advice – Erection of buildings (other than dwelling houses) – Area of gross floor space does not exceed 999 sq.m.		£ 250.00	£ 250.00	£ 250.00	0.00%	Note, set by WG and update mid year
	Sustainable Drainage (SuDs) Pre-Application Advice – Erection of buildings (other than dwelling houses) – Area of gross floor space between 1,000 sq.m. to 1,999 sq.m.		£ 600.00	£ 600.00	£ 600.00	0.00%	Note, set by WG and update mid year
	Sustainable Drainage (SuDs) Pre-Application Advice – Erection of buildings (other than dwelling houses) – Area of gross floor space exceeds 1,999 sq.m.		£ 1,000.00	£ 1,000.00	£ 1,000.00	0.00%	Note, set by WG and update mid year
	Sustainable Drainage (SuDs) Pre-Application Advice – Material change in the use of land – Site area does not exceed 0.49 ha		£ 250.00	£ 250.00	£ 250.00	0.00%	Note, set by WG and update mid year
	Sustainable Drainage (SuDs) Pre-Application Advice – Material change in the use of land – Site area is 0.5 ha to 0.99 ha		£ 600.00	£ 600.00	£ 600.00	0.00%	Note, set by WG and update mid year
	Sustainable Drainage (SuDs) Pre-Application Advice – Material change in the use of land – Site		£ 1,000.00	£ 1,000.00	£ 1,000.00	0.00%	Note, set by WG and update mid year
	Sustainable Drainage (SuDs) Pre-Application Advice – All other Construction not detailed above (site area less than 1 ha)		£ 250.00	£ 250.00	£ 250.00	0.00%	Note, set by WG and update mid year
	Sustainable Drainage (SuDs) Pre-Application Advice – All other Construction not detailed above (site area more than 1 ha)		£ 600.00	£ 600.00	£ 600.00	0.00%	Note, set by WG and update mid year
	Sustainable Drainage (SuDs) Pre-Application		£ 60.00	£ 60.00	£ 60.00	0.00%	Per hour or part thereof
	Sustainable Drainage (SuDs) Pre-Application		£ 30.00	£ 30.00	£ 30.00	0.00%	Per hour or part thereof
	Sustainable Drainage (SuDs) Full Application		N/A	Set by WG	Set by WG	N/a	Applicants should check for current price, charge set by Welsh Government. EIA = Environmental Impact Assessment.
	Land Drainage - Ordinary Watercourse Consent		£ 50.00	£ 50.00	£ 50.00	0.00%	Applicants should check for current price, charge set by Welsh Government.

REGISTRATIONS

Category	SERVICE	2020/21	2021/22	2022/23	% increase /decrease from previous charge	Comments
Approved premises	License (for a 3 year period)	£946	£965	£1,000.00	4%	
	Addition of extra rooms to existing licence					
	Addition of outside structure/gazebo within grounds of existing licence premises					
Marriage/Civil Partnership at Licensed Premises and other Ceremonies Fee:	Monday-Thursday	£327	£334	£357.00	7%	
	Friday	£343	£350	£375.00	7%	
	Saturday	£395	£403	£431.00	7%	
	Sunday/Bank Hols	£468	£477	£510.00	7%	
	Attendance at a Registered Building (e.g.: Chapel)	£86	£86	£86.00	0%	Set by Law
Civil Naming Ceremony Fees and Re-Affirmation of Vows/Commitment Ceremonies:	Mon - Fri	£173	£177	£190.00	7%	VAT @ 20% to be charged on top
	Saturday	£195	£199	£213.00	7%	
	Sunday/Bank Hols	£217	£223	£239.00	7%	
	Non-refundable booking fee	£21	£21	£25.00	19%	
Issuing a standard or short certificate of birth, death or marriage (and for statutory purposes):	At time of registration	£11	£11	£11	0%	Statutory Fee
	After initial registration	£11	£11	£11	0%	Statutory Fee
	After the Register has been closed	£303	£11	£11	0%	Statutory Fee
	Issuing a standard or short certificate of birth, death or	£11	£35	£35	0%	Statutory Fee
	Family History - historic birth, death and marriage	£11 plus £2 admin	£11	£11	0%	Statutory Fee
Attending a civil ceremony	at the register office - Mon - Friday	£1	£46	£46.00	0%	Statutory Fee
	at the register office - Saturday	£315	£176	£188.00	7%	
	at a registered building/in the residence of a house-bound or detained person	£345				
Attend premises licensed	Monday-Thursday	£730				
	Friday					

REGISTRATIONS

for civil marriages and civil partnerships:	Saturday	£1,991				
	Sunday/Bank Hols					
	Attendance at a Registered Building (e.g.: Chapel)					
Civil Ceremony	for a certified copy issued by a registration authority: At the time of registration	£11	£11	£11	0%	Statutory Fee
	for a certified copy issued by a registration authority: After the time of registration	£11	£11	£11	0%	Statutory Fee
	for a certified extract issued by a registration authority: At the time of registration	£11	£11	£11	0%	Statutory Fee
	for a certified extract issued by a registration authority: After the time of registration	£11	£11	£11	0%	Statutory Fee
	Notices - Attestation by an authorised person of the necessary declaration	£35	£35	£35	0%	Statutory Fee
Issuing a certificate	Special delivery (UK) 9.00am	£ 28.00	N/A	30	7%	
	Next day delivery (UK)	£ 20.00	N/A	21	5%	
	Recorded delivery (UK)	£ 15.00	N/A	16	7%	
	Statutory priority certificate fee for 24-hour service	£ 35.00	£35	£35.00	0%	Statutory Fee
Misc.	Non refundable, non deductible booking fee for civil ceremonies	£ 21.00	£21	£25.00	19%	
	Proof of Life	£ 25.00	£26	£28.00	7%	
	Licensing update	£ 10.00	£10	£11.00	10%	
Decommissioned rooms	Mon - Fri	£ 95.00	£97 - £214	£143 - £235	22%	
	Saturday	£ 210.00	£214 - £339	£235 - £363	22%	

LAND CHARGES

Category	Service	2020/21	2021/22	2022/23	% increase /decrease from previous charge	Comments
Searches of the Land Charges Register	LLC1 Search of the Local Land Charges Register - view only	£0.00	£0.00	£0.00	TBC	Statutory
	LLC1 Search of the Local Land Charges Register - tailored report	£6.00	£6.00	£6.00	0.00%	Statutory
	LLC1 Search of the Local Land Charges Register - electronic via NLIS	£4.00	£4.00	£4.00	0.00%	Statutory
	Personal Search of Local Land Charges Register - view only	£0.00	£0.00	£0.00	TBC	Statutory
	Additional Parcel - tailored report - per parcel	£1.00	£1.00	£1.00	0.00%	Statutory
	Additional Parcel - electronic via NLIS - per parcel	£1.00	£1.00	£1.00	0.00%	Statutory
Property Enquiries	CON29R - Standard property enquiries, requested in full (individual questions may be requested, see individual question fees below. VIEW ONLY	£76.60	£78.67	£80.54	2.38%	& VAT
	CON29R - Standard property enquiries, requested in full (individual questions may be requested, see individual question fees below. TAILORED REPORT	£119.00	£122.50	£125.83	2.72%	& VAT
	CON29R - Standard property enquiries, requested in full (individual questions may be requested, see individual question fees below. ELECTRONIC VIA NLIS	£119.00	£122.50	£125.83	2.72%	& VAT
	CON290 - Optional enquiry No. 22 View Only	£22.00	n/a	n/a	TBC	& VAT
	CON290 - Optional enquiry No. 22 Tailored Report	£22.00	£22.75	£23.33	2.55%	& VAT
	CON290 - Optional enquiry No. 22 Electronic Via NLIS	£22.00	£22.75	£23.33	2.55%	& VAT
	Drafted Enquiries - tailored report	£22.00	£22.75	£23.33	2.55%	& VAT
	Drafted Enquiries - electronic via NLIS	£22.00	£22.75	£23.33	2.55%	& VAT
	Additional Parcel - tailored report - per parcel	£10.00	£12.50	£12.92	3.36%	& VAT
	Additional Parcel - electronic via NLIS - per parcel	£10.00	£12.50	£12.92	3.36%	& VAT
Full Standard Search LLC1 & CON29R: Search of the Local Land Charges Register together with standard property enquiries, and further additional enquiries have now been included- Tailored Report	Full Standard Search LLC1 & CON29R: Search of the Local Land Charges Register together with standard property enquiries, and further additional enquiries have now been included- Tailored Report	£125.00	£128.50	£131.83	2.59%	& VAT on CON29
	Full Standard Search LLC1 & CON29R: Search of the Local Land Charges Register together with standard property enquiries, and further additional enquiries have now been included- Electronic via NLIS	£123.00	£126.50	£129.83	2.63%	& VAT on CON29
	Additional Parcel - tailored report - per parcel	£11.00	£13.50	£13.92	3.11%	& VAT on CON29
	Additional Parcel - electronic via NLIS - per parcel	£11.00	£13.50	£13.92	3.11%	& VAT on CON29
1.1 a-i <i>Planning Application Decisions and Pending Applications</i> - compiled report	1.1 a-i <i>Planning Application Decisions and Pending Applications</i> - compiled report	£20.40	£21.00	£21.67	3.19%	
	1.1 j-l <i>Building Control Decisions and Pending Applications</i> - view only	£18.10	£18.50	£19.00	2.70%	
	1.1 j-l <i>Building Control Decisions and Pending Applications</i> - compiled report	£18.10	£18.50	£19.00	2.70%	

LAND CHARGES

Category	Service	2020/21	2021/22	2022/23	% increase /decrease from previous charge	Comments
	1.2 Planning Designations and Proposals - view only	£4.30	£4.43	£4.56	2.93%	
	1.2 Planning Designations and Proposals - compiled report	£4.30	£4.43	£4.56	2.93%	
	2.1 a-d Roads If a road, footpath or footway is not a highway, there might be no right to use it. The Council cannot express an opinion, without seeing the title plan of the property and carrying out an inspection, whether or not any existing or proposed highway directly abuts the boundary of the property. VIEW ONLY	£0.00	£0.00	FOC	TBC	
	2.1 a-d Roads If a road, footpath or footway is not a highway, there might be no right to use it. The Council cannot express an opinion, without seeing the title plan of the property and carrying out an inspection, whether or not any existing or proposed highway directly abuts the boundary of the property. - compiled report	£17.80	£18.50	£19.20	3.78%	
	2.2-2.5 Public Rights of Way - view only	£20.00	£20.60	£21.00	1.94%	
	2.2-2.5 Public Rights of Way - Compiled Report	£20.00	£20.60	£21.00	1.94%	
	3.1 Land Required for Public Purposes. View only.	£1.20	£1.23	£1.25	1.63%	
	3.1 Land Required for Public Purposes. Compiled Report	£1.20	£1.23	£1.25	1.63%	
	3.2 Land to be Acquired for Road Works. View only.	£1.20	£1.23	£1.25	1.63%	
	3.2 Land to be Acquired for Road Works. Compiled Report.	£1.20	£1.23	£1.25	1.63%	
	3.3 Drainage Agreements and Consents. Please contact the relevant water authority. View only.	£1.00	£1.01	£1.01	0.00%	
	3.3 Drainage Agreements and Consents. Please contact the relevant water authority. Compiled Report.	£1.00	£1.01	£1.01	0.00%	
	3.4 Nearby Road Schemes. View only.	£4.75	£4.89	£5.00	2.25%	
	3.4 Nearby Road Schemes. Compiled report.	£4.75	£4.89	£5.00	2.25%	
	3.5 Nearby Railway Schemes. View only.	£1.80	£1.85	£1.90	2.70%	
	3.5 Nearby Railway Schemes. Compiled report.	£1.80	£1.85	£1.90	2.70%	
	3.6 Traffic Schemes. View only.	£4.75	£4.89	£5.00	2.25%	
	3.6 Traffic Schemes. Compiled report.	£4.75	£4.89	£5.00	2.25%	
	3.7 Outstanding Notices. View only.	£5.65	£5.82	£5.99	2.92%	
	3.7 Outstanding Notices. Compiled report.	£5.65	£5.82	£5.99	2.92%	
	3.8 Contravention of Building Regulations. View only.	£2.80	£2.88	£2.97	3.13%	
	3.8 Contravention of Building Regulations. Compiled report	£2.80	£2.88	£2.97	3.13%	
	3.9 Notices, Orders, Directions and Proceedings under Planning Acts. View only.	£2.10	£2.16	£2.22	2.78%	
	3.9 Notices, Orders, Directions and Proceedings under Planning Acts. Compiled report.	£6.30	£6.49	£6.64	2.31%	
	3.10 Community Infrastructure Levy - View Only	£1.00	£1.01	£1.01	0.00%	
	3.10 Community Infrastructure Levy - Compiled Report	£1.00	£1.01	£1.01	0.00%	
	3.11 Conservation Areas. View only.	£2.10	£2.16	£2.22	2.78%	

LAND CHARGES

Category	Service	2020/21	2021/22	2022/23	% increase /decrease from previous charge	Comments
CON29K Question Fees - Available to Local Land Charge Office subject to the following fees:	3.11 Conservation Areas. Compiled report.	£2.10	£2.16	£2.22	2.78%	
	3.12 Compulsory Purchase. View only.	£1.25	£1.29	£1.33	3.10%	
	3.12 Compulsory Purchase. Compiled report.	£1.25	£1.29	£1.33	3.10%	
	3.13 Contaminated Land. View only.	£2.05	£2.11	£2.17	2.84%	
	3.13 Contaminated Land. Compiled report.	£2.05	£2.11	£2.17	2.84%	
	3.14 Radon Gas. View only.	£1.55	£1.60	£1.65	3.12%	
	3.14 Radon Gas. Compiled report.	£1.55	£1.60	£1.65	3.12%	
	3.15 Assets of Community Value- View Only	£1.00	£1.01	£1.01	0.00%	
	3.15 Assets of Community Value- Compiled Report	£1.00	£1.01	£1.01	0.00%	
	4. Road Proposals by Private Bodies - view only.	£12.00	£12.50	£12.92	3.36%	
	4. Road Proposals by Private Bodies - compiled report.	£12.00	£12.50	£12.92	3.36%	
	5. Advertisements. View only.	£12.00	£12.50	£12.92	3.36%	
	5. Advertisements. Compiled report.	£12.00	£12.50	£12.92	3.36%	
	6. Completion Notices. View only.	£12.00	£12.50	£12.92	3.36%	
	6. Completion Notices. Compiled Report.	£12.00	£12.50	£12.92	3.36%	
	7. Parks and Countryside. View only.	£12.00	£12.50	£12.92	3.36%	
	7. Parks and Countryside. Compiled Report.	£12.00	£12.50	£12.92	3.36%	
	8. Pipelines. View only.	£12.00	£12.50	£12.92	3.36%	
	8. Pipelines. Completion only.	£12.00	£12.50	£12.92	3.36%	
	9. Houses in Multiple Occupation. View only	£12.00	£12.50	£12.92	3.36%	
	9. Houses in Multiple Occupation. Compiled report.	£12.00	£12.50	£12.92	3.36%	
	10. Noise Abatement. View only.	£12.00	£12.50	£12.92	3.36%	
	10. Noise Abatement. Compiled report.	£12.00	£12.50	£12.92	3.36%	
	11. Urban Development Areas. View only.	£12.00	£12.50	£12.92	3.36%	
	11. Urban Development Areas. Completion only.	£12.00	£12.50	£12.92	3.36%	
	12. Enterprise Zones. View only.	£12.00	£12.50	£12.92	3.36%	
	12. Enterprise Zones. Completion only.	£12.00	£12.50	£12.92	3.36%	
	13. Inner Urban Improvement Areas. View only.	£12.00	£12.50	£12.92	3.36%	
	13. Inner Urban Improvement Areas. Compiled report.	£12.00	£12.50	£12.92	3.36%	
	14. Simplified Planning Zones. View only.	£12.00	£12.50	£12.92	3.36%	
	14. Simplified Planning Zones. Compiled report.	£12.00	£12.50	£12.92	3.36%	
	15. Land Maintenance Notices. View only.	£12.00	£12.50	£12.92	3.36%	
	15. Land Maintenance Notices. Compiled report.	£12.00	£12.50	£12.92	3.36%	
16. Mineral Consultation Areas. View only.	£12.00	£12.50	£12.92	3.36%		
16. Mineral Consultation Areas. Compiled report	£12.00	£12.50	£12.92	3.36%		
17. Hazardous Substance Consents. View only.	£12.00	£12.50	£12.92	3.36%		
17. Hazardous Substance Consents. Compiled report.	£12.00	£12.50	£12.92	3.36%		
18. Environmental and Pollution Notices. View only.	£12.00	£12.50	£12.92	3.36%		
18. Environmental and Pollution Notices. Compiled report.	£12.00	£12.50	£12.92	3.36%		

LAND CHARGES

Category	Service	2020/21	2021/22	2022/23	% increase /decrease from previous charge	Comments
	19. Food Safety Notices. View only.	£12.00	£12.50	£12.92	3.36%	
	19. Food Safety Notices. Compiled report.	£12.00	£12.50	£12.92	3.36%	
	20. Hedgerow Notices. View only.	£12.00	£12.50	£12.92	3.36%	
	20. Hedgerow Notices. Compiled report.	£12.00	£12.50	£12.92	3.36%	
	21. Flood Defence & Land Drainage Consents	£12.00	£12.50	£12.92	3.36%	
	21. Flood Defence & Land Drainage Consents	£12.00	£12.50	£12.92	3.36%	
	22. Common Land, Town and Village Greens: Information also available free of charge by inspection of the definitive plan held at Llandrindod Wells. Compiled report. View only.	£22.00	£22.75	£23.33	2.55%	
	22. Common Land, Town and Village Greens: Information also available free of charge by inspection of the definitive plan held at Llandrindod Wells. Compiled report. Compiled report.	£22.00	£22.75	£23.33	2.55%	

SOCIAL CARE

Category	ITEM/SERVICE	2020/21	2021/22	2022/23	% increase /decrease from previous charge	Comments
Miscellaneous Items	Home Care (domiciliary care) (per hour)	Same as 2019/20 as awaiting WG guidelines	£20.50 up to max of £100pw, as set by WG	£23.50 up to max of £100pw, as set by WG	14.63%	The fees and charges
	Attendance at a Older Day Centre (per day)/Day and Employment Centre	Same as 2019/20 as awaiting WG guidelines	£15 per day up to max of £100pw, as set by WG	£15 per day up to max of £100pw, as set by WG	0.00%	for Community Based
	Attendance at Learning Disabilities services in the community (per day)	Same as 2019/20 as awaiting WG guidelines	£15 per hour up to max of £100pw, as set by WG	£15 per hour up to max of £100pw, as set by WG	0.00%	
	Transport to Older Day Centre	Same as 2019/20 as awaiting WG guidelines	Free as directed by WG	Free as directed by WG	0.00%	
	24 hour Support (supported tenancy) (per week)	Same as 2019/20 as awaiting WG guidelines	max of £100 per week, as set by WG	max of £100 per week, as set by WG	0.00%	Services will be
	Shared Lives scheme (per night - to a maximum of £70 per week)	Same as 2019/20 as awaiting WG guidelines	£28.85 up to max of £100pw, as set by WG	£28.85 up to max of £100pw, as set by WG	0.00%	increased in line with
	Shared Lives (short terms/respite placements)	Same as 2019/20 as awaiting WG guidelines	£9.00 per night up to max of £100pw as set by WG	£9.00 per night up to max of £100pw as set by WG	0.00%	
	Shared Lives - sessional support			TBC		Welsh Government
	Package of care i.e. a range of services - maximum	Same as 2019/20 as awaiting WG guidelines	Up to a max of £100.00 as set by WG	Up to a max of £100.00 as set by WG	0.00%	Guidelines when
	Respite i.e. a stay not exceeding 8 weeks	Same as 2019/20 as awaiting WG guidelines	Up to a maximum of £100pw per single episode of care, as set by WG	Up to a maximum of £100pw per single episode of care, as set by WG	0.00%	
	Direct Payment Scheme - service provision	Same as 2019/20 as awaiting WG guidelines	£20.50 up to max of £100pw, as set by WG	£23.50 up to max of £100pw, as set by WG	14.63%	
	Level 1: Community alarm only (per week)	£ 2.00	£ 2.00	£ 2.00	0.00%	

SOCIAL CARE

Housing Related Support:	<i>Level 2: Warden Service 9.00am - 5.00pm Mon - Fri (per week)</i>	£ 9.90	£ 9.90	£ 9.90	0.00%	
	<i>Level 3: Warden Service, including 24 hour emergency call-out (per week)</i>	£ 60.00	£ 60.00	£ 60.00	0.00%	
	<i>Level 4: Individual room, live-in housekeeper and meals (per week)</i>	£ 60.00	£ 60.00	£ 60.00	0.00%	
Meals	<i>Meals at the day centre (per meal)</i>	7.50	7.50	7.50	0.00%	
Appointee & Deputyship	Protection of property (per month)	£ 35.00	£ 35.00	£ 35.00	0.00%	
	Storage of paperwork (per month)	£ 25.00	£ 25.00	£ 25.00	0.00%	
	Storage of belongings (per month)	£ 55.00	£ 55.00	£ 55.00	0.00%	
	Winding up fee	£ 350.00	£ 350.00	£ 350.00	0.00%	
	Delay in responsibility (Deceased asset in administration) (per month)	£ 25.00	£ 25.00	£ 25.00	0.00%	
	Treasury Solicitor for Deceased (per referral)	£ 350.00	£ 350.00	£ 350.00	0.00%	

DIGITAL SERVICES

Category	ITEM/SERVICE	2020/21	21/22	22/23	% increase /decrease from previous charge
Careline	Careline	£ 50.77	£ 50.77	TBC	TBC

COUNTRYSIDE

Category	SERVICE	2020/21	2021-22	2022-23	% increase /decrease from previous charge	Comments
Public rights of way	Copy Definitive Map extract - A4 or A3 sheet	£ 20.00	£ 20.00	£20.00	0.00%	Includes scanned and emailed copies
	Section 33 Motorsport authorisation	£ 30.00	£ 30.00	£30.00	0.00%	Approved by Cabinet as part of revised protocol March 2020
	Temporary closure notice required for motorsport events <i>(NB Band One: Where no more than two public rights of way are affected. Band Two: Where three or more public rights of way are affected.)</i>	If Council puts up notices: Band 1 - £240 Band 2 - £750 If event organiser puts up notices: Band 1 - £50 Band 2 - £117	If Council puts up notices: Band 1 - £240 Band 2 - £750 If event organiser puts up notices: Band 1 - £50 Band 2 - £117	If Council puts up notices: Band 1 - £240 Band 2 - £750 If event organiser puts up notices: Band 1 - £50 Band 2 - £117	TBC	Costs approved by Cabinet as part of revised protocol March 2020
	Section 135 authorisation for works disturbing surface of public right of way	£267.80 plus actual advertising costs	£275 plus actual advertising costs	£282.50 plus actual advertising costs	2.73%	
	Public path Order (diversion, extinguishment or creation)	£1603 plus actual advertising costs	£1652 plus inflation and actual advertising costs	£1697 plus actual advertising costs	2.72%	Subject of separate charging policy - pre-approved. Costs increase annually in line with inflation where positive
Commons	Copy Commons Register extract - Register plan	£6 minimum, £0.50 per A4 or A3 sheet thereafter	£6 minimum, £0.50 per A4 or A3 sheet thereafter	£6 minimum, £0.50 per A4 or A3 sheet thereafter	TBC	Under review - Portfolio Holder report being prepared
	Copy Commons Register extract - Rights, ownership or land text entries	£6 minimum, £0.50 per A4 or A3 sheet thereafter	£1 for first A4 or A3 sheet, £0.50 per sheet thereafter	£1 for first A4 or A3 sheet, £0.50 per sheet thereafter	TBC	
	Copy Commons Register extract - Supplemental plans	£1 per plan	£1 per plan	£1 per plan	TBC	
	Commons Register Investigations	Minimum £20 plus VAT	Minimum £20 plus VAT	Minimum £20 plus VAT	TBC	

COUNTRYSIDE

Registration	Commons Register 'Corrective' applications	Full cost recovery, minimum indicative cost £1500	Full cost recovery, minimum indicative cost £1500	Full cost recovery, minimum indicative cost £1500	TBC	Actual costs of officer time to be re-assessed annually to ensure full cost recovery. Indicative costs and hourly rates published on Council website in line with Regulations.
	Landowner statements under section 15A of the Commons Act 2006		Costs being developed - subject of separate Portfolio Holder report	Costs being developed - subject of separate Portfolio Holder report	TBC	Will need to be full cost recovery
Outdoor recreation	Play area and open space inspections for external organisations	£50 plus VAT	£51.50 plus VAT	£52.90 plus VAT	2.72%	E.g. land transferred to Community Councils

This page is intentionally left blank

Appendix E

Briefing Paper to accompany the Fees and Charges Register

1. Summary

The purpose of this report is to consider and approve the changes to charges detailed within the Council's fees and charges register. The fees and charges register will be maintained and updated for submission as part of the budget setting process on an annual basis, with the new fees agreed as a whole rather than on an individual basis.

The fees and charges register, contains details of all items for which a charge is made. It is important that these fees are reviewed at least annually as part of the budget setting process and reviewed during the year, in line with the Councils income policy. This will ensure existing targets are being met and to explore any further income potential to maximise the Councils resources.

Improving income management and service cost recovery has a key role to play in enabling the Council to achieve its financial and wider strategic objectives.

The fees and charges is being reviewed by each Service area, and appropriate uplifts proposed. Increases to fees and charges across the council range from between 0.2% and 30.89% has been applied where no alternative basis is available. Some of the fees have been increased in line with Welsh Government guidance, while others have been increased to reflect the increasing cost associated with these fees. Further detail of changes discussed below.

Some of the charges are still to be confirmed but will be available for full council on 24th February.

There are several fees and charges which are outside of the council control as these are set by statute or the HSE and these will be updated when we have confirmation of fees for the coming financial year.

2. Changes of Note

Car Parks – These charges are currently being considered as part of a review into the car park charges. This review is proposed as part of a savings target in the service FRM for this £50k 22/23 with a further £50k for 23/24.

LAPAAN – The highways technical team have review the charges made for Licences, Authorisations, Permissions, Agreements, Approvals and Notices. Fees have reviewed, the average increase across these sources of income is 4.5%, there are two which are larger than the average with one increase of 30.89%. Charges within this area have been increased due to increasing costs and future increased cost risks associated with these sources of income.

Social Care – There has been a change in the charges for Direct payment scheme and home care. These both total an increase of 14.63% and these have been increased in line with Welsh Government guidance.

Registrations – Registrations fees have been reviewed and are increased to cover costs, a number of the fees are significantly under charged and will be increased over the next three years to fully recover the costs associated with these fees.

Capital Strategy and Treasury Management Strategy 2022-27

Including Minimum Revenue Provision Policy
Statement and Annual Investment Strategy

January 2022

Contents

Introduction	3
Capital Strategy.....	9
Capital Investment across Services	10
Investment in Regenerative Commercial Activity	14
Funding the Capital Strategy	14
Governance and Approval Approach	15
Capital Programme 2022-2027	16
Capital Prudential Indicators	17
Capital Expenditure.....	17
The Council’s Borrowing Need (the Capital Financing Requirement)	17
Minimum Revenue Provision Policy Statement.....	18
Risk Management.....	19
Treasury Management Strategy	21
Background	21
Current portfolio position.....	21
Borrowing Strategy	22
Capital Prudential and Treasury Indicators	23
Ratio of financing costs to net revenue stream.....	23
Maturity structure of borrowing	24
Change in External Debt	25
Operational Boundary	25
Authorised Limit	25
Annual Investment Policy	26
Treasury Management Scheme of Delegation.....	31
The Treasury Management Role of the Section 151 Officer.....	32
Appendix A - Capital Programme 2022/27	33
Appendix B - Capital Receipt Policy	37
Appendix C – Economic Background - 22 nd December 2021.....	38
Appendix D – Interest Rate Forecasts – 22 nd December 2021	44

Introduction

- 1.1 The Capital and Treasury Management Strategies are fundamental to the effective delivery of the Council's priorities and Vision 2025. The provision of the right asset in the right place at the right time will ensure the effective and efficient delivery of a comprehensive range of quality services.
- 1.2 This strategy document provides a high-level long-term overview of how capital expenditure, capital financing and treasury management activity contribute to the provision of services, an overview of how the associated risk is managed and the implications for future financial sustainability.
- 1.3 It sets out an integrated plan for the future management of the Council's assets and its capital programme. It is a key document running alongside the Vision 2025 and the Medium-Term Financial Strategy (MTFS) and will provide the framework to facilitate a seamless interface between business planning and the management of assets and capital resources. This will ensure that the provision of resources and future investment are prioritised and ensures the effective and affordable management of the Council's assets.
- 1.4 The CIPFA Chartered Institute of Public Finance and Accountancy (CIPFA) in 2017 Prudential Code and Treasury Management Code of Practice, sets out the requirements in relation to the setting of a Capital Strategy. The requirement asks local authorities to consider the longer term as well as the short and medium term to:
 - Ensure that the capital expenditure plans of the council are affordable, prudent and sustainable.
 - Support transparent options appraisal.
 - Giving an outline of future commitments so that the affordability of both the long term plan and any new proposals can be properly understood.
 - Inform prioritisation and timing of projects to ensure that both financial and operational capacity is available for delivery.
 - Provide an overview of risk so that projects and proposals can be viewed in the overall risk context of capital and treasury investments.
 - Enable the ongoing capital and revenue implications of capital expenditure to be better understood and planned for in the Financial Resource Plan.
- 1.5 This Strategy document provides both the Capital Strategy and the Treasury Management Strategy as they are inherently linked through the activities they undertake. The document sets out the Capital Programme over a five year period from 2022/23 to 2026/27 and the funding approach through treasury management activities.
- 1.6 In 2021 CIPFA revised their Treasury Management Code and Prudential Code – these changes which will impact on future Treasury Management Strategy and Statement (TMSS) / Annual Investment Statement (AIS) reports and the risk management framework
- 1.7 CIPFA published the revised codes on 20th December 2021 and has stated that formal adoption is not required until the 2023/24 financial year. This Council must have regard to these codes of practice when it prepares the Treasury Management Strategy Statement and Annual Investment Strategy, and related reports during the financial year.
- 1.8 The revised codes will have the following implications:
 - a requirement for the Council to adopt a new debt liability benchmark treasury indicator to support the financing risk management of the capital financing requirement;
 - clarify what CIPFA expects a local authority to borrow for and what they do not view as appropriate. This will include the requirement to set a proportionate approach to commercial and service capital investment;

- address Environmental, Social, and Governance (ESG) issues within the Capital Strategy;
- require implementation of a policy to review commercial property, with a view to divest where appropriate;
- create new Investment Practices to manage risks associated with non-treasury investment (similar to the current Treasury Management Practices);
- ensure that any long term treasury investment is supported by a business model;
- a requirement to effectively manage liquidity and longer term cash flow requirements;
- amendment to Treasury Management Policy 1 (TMP1) to address ESG policy within the treasury management risk framework;
- amendment to the knowledge and skills register for individuals involved in the treasury management function - to be proportionate to the size and complexity of the treasury management conducted by each council;
- a new requirement to clarify reporting requirements for service and commercial investment, (especially where supported by borrowing/leverage).

1.9 In addition, all investments and investment income must be attributed to one of the following three purposes:

a) Treasury management

Arising from the organisation's cash flows or treasury risk management activity, this type of investment represents balances which are only held until the cash is required for use. Treasury investments may also arise from other treasury risk management activity which seeks to prudently manage the risks, costs or income relating to existing or forecast debt or treasury investments.

b) Service delivery

Investments held primarily and directly for the delivery of public services including housing, regeneration and local infrastructure. Returns on this category of investment which are funded by borrowing are permitted only in cases where the income is "either related to the financial viability of the project in question or otherwise incidental to the primary purpose".

c) Commercial return

Investments held primarily for financial return with no treasury management or direct service provision purpose. Risks on such investments should be proportionate to a council's financial capacity – i.e., that 'plausible losses' could be absorbed in budgets or reserves without unmanageable detriment to local services. An authority must not borrow to invest primarily for financial return.

1.10 Members will be updated on how all these changes will impact our current approach and any changes required will be formally adopted within the 2023/24 TMSS report.

1.11 Capital Strategy

1.12 The key aims of the Capital Strategy are to:

- Provide a clear context within which proposals for capital expenditure are evaluated to ensure all capital investment is targeted to deliver the Council's priorities.
- Clarity about how the Council identifies and prioritises capital requirements and proposals arising from various strategies including the Vision 2025, Service Improvement Plans, and other

corporate strategies, and how they will be managed within the limited capital resources available.

- Challenge our current estate, continue with the programme of asset rationalisation, ensuring that assets retained are effective, efficient and economically sustainable to deliver services.
- Identify and consider options available to fund capital expenditure that minimises the ongoing revenue implications of historic capital expenditure and of any new investments.
- Use partnerships, both public and private, more effectively to support our overall strategy.
- Establish effective arrangements for managing capital schemes including assessment of outcomes and achievement of value for money.
- Ensure there is a full understanding of the overall long-term policy objectives and resulting capital strategy requirements, governance procedures and risk appetite.

1.13 It is a requirement that the capital strategy demonstrates that the Local Authority takes both capital and investments decisions in line with service objectives. The capital strategy shows that the key drivers of the Council's Capital plans are captured through various plans across the authority. These include

- Highways Asset Management Plan (HAMP)
- Welsh Housing Quality Standard Plan (WHQS)
- Strategic Asset Management Plan (including Asset Review, paragraph 2.18)
- Schools Transformation Plan
- Health and Care Strategy
- Service Integrated Business Plans
- Digital Powys

1.14 Treasury Management

1.15 The Treasury Management Strategy and Annual Investment Strategy report is a requirement of the CIPFA Code of Practice on Treasury Management and a requirement under the Local Government Act 2003. It has regard to the Guidance on Local Government Investments issued by the Welsh Government which requires the Treasury Management Strategy and Annual Investment Strategy to be approved by Full Council.

CIPFA defines treasury management as:

'The management of the local authority's borrowing, investments and cash flows, its banking, money market and capital market transactions; the effective control of the risks associated with those activities; and the pursuit of optimum performance consistent with those risks.'

1.16 The Council is required to operate a balanced budget, which broadly means that cash raised during the year will meet cash expenditure. Part of the treasury management operation is to ensure that this cash flow is adequately planned, with cash being available when it is needed. Surplus monies are invested in low risk counterparties or instruments commensurate with the Council's low risk appetite, providing adequate liquidity initially before considering investment return.

- 1.17 A key function of the treasury management service is arranging the funding of the Council's capital plans. These capital plans provide a guide to the borrowing need of the Council, essentially the longer-term cash flow planning, to ensure that the Council can meet its capital spending obligations. This management of longer-term cash may involve arranging long or short-term loans or using longer-term cash flow surpluses. On occasion, when it is prudent and economic, any debt previously drawn may be restructured to meet Council risk or cost objectives.
- 1.18 The treasury operations will see a balance of the interest costs of debt and the investment income arising from cash deposits affecting the available budget. Since cash balances generally result from reserves and balances, it is paramount to ensure adequate security of the sums invested, as a loss of principal will in effect result in a loss to the General Fund Balance.
- 1.19 This authority has engaged in only minimal commercial investments and has no (or immaterial) non-treasury investments.

1.20 Treasury Management and Capital Reporting Arrangements

- 1.21 The Council is currently required to receive and approve at Cabinet, as a minimum, three main treasury/capital reports each year, which incorporate a variety of policies, estimates and actuals.

Capital Strategy and Treasury Management Strategy

- Prudential and treasury indicators and treasury and capital strategy (this report) - The first, and most important report is forward looking and covers:
- The capital plans, (including prudential indicators).
- A minimum revenue provision (MRP) policy, (how residual capital expenditure is charged to revenue over time).
- Capital strategy and capital programme
- The treasury management strategy, (how the investments and borrowings are to be organised), including treasury indicators; and
- An investment strategy, (the parameters on how investments are to be managed).

A mid-year treasury management report

- This is primarily a progress report and will update members on the capital position, amending prudential indicators if necessary, and whether any policies require revision. Quarterly update reports will also be provided.

An annual treasury report

- This is a backward looking review document and provides details of a selection of actual prudential and treasury indicators and actual treasury operations compared to the estimates within the strategy.
- The above Treasury reports are required to be adequately scrutinised before being recommended to the Cabinet. This role is undertaken by the Governance and Audit Committee.

In addition to the minimum requirement,

Quarterly capital reports to Cabinet

- Providing an update on the capital spend, reprofiling and virement changes and funding that support delivery of the programme, with a year-end reflection of the actual against plan and reasons for the final month's changes from the forecast.

1.22 Treasury Management Strategy

The strategy covers two main areas:

a) Capital issues

- The capital programme and funding regime and the associated prudential indicators.
- The minimum revenue provision (MRP) policy.

b) Treasury management issues

- The current treasury position.
- Treasury indicators which limit the treasury risk and activities of the Council.
- Prospects for interest rates.
- The borrowing strategy.
- Policy on borrowing in advance of need.
- Debt rescheduling.
- The investment strategy.
- Creditworthiness policy; and
- Policy on use of external service providers.

1.23 These elements cover the requirements of the Local Government Act 2003, the CIPFA Prudential Code, Welsh Government MRP Guidance, the CIPFA Treasury Management Code and Welsh Government Investment Guidance.

1.24 Training

1.25 The CIPFA Code requires the responsible officer to ensure that members with responsibility for treasury management receive adequate training in treasury management. This especially applies to members responsible for scrutiny. The Authority holds two briefing sessions per year for members and members must ensure that they attend at least one of these. The training needs of treasury management officers are periodically reviewed.

1.26 Financial training in managing the financial aspects of capital projects is available for those that manage capital projects and takes place regularly throughout the year.

1.27 Treasury Management Consultants

- 1.28 The Council uses Link Group, Treasury Solutions as its external treasury management advisors. They also support on Capital advice. The Council recognises that responsibility for treasury management decisions always remains with the organisation and will ensure that undue reliance is not placed upon the services of our external service providers. All decisions will be undertaken with regards to all available information, including, but not solely, our treasury advisers.
- 1.29 It also recognises that there is value in employing external providers of treasury management services in order to acquire access to specialist skills and resources. The Council will ensure that the terms of their appointment and the methods by which their value will be assessed are properly agreed and documented and subjected to regular review.

Capital Strategy

2.1 Background

2.2 Part 1, Section 3 of the Local Government Finance Act 2003 requires that the Authority shall determine and keep under review how much it can afford to borrow. The Act is supported by the Prudential Framework for local authority capital investment and the CIPFA Prudential Code for Capital Finance in Local Authorities (the Code). The CIPFA Prudential Code was revised in December 2017. The revised Code introduced a new requirement that all authorities produce a capital strategy, which sets out the long-term context in which capital expenditure and investment decisions are made.

2.3 The Capital Strategy and Treasury Management Strategy (TMS) are closely linked, and both are revised annually. The Capital Strategy defines the Council's spending and the TMS sets out how it will be funded and its impact on the overall financial standing of the Council.

2.4 Aims, Priorities and Principles

2.5 The purpose of this strategy is to set out the objectives, principles and governance framework to ensure that the Authority takes capital expenditure and investment decisions in line with service objectives that underpin the delivery of the Corporate Improvement Plan through Vision 2025. The Council's Vision sets out the key priorities and objectives of the Council for the period to 31 March 2025.

2.6 Vision 2025 sets out the long-term vision for the council under four priority areas (aligned to the Wellbeing of Future Generations Act 2015 objectives).

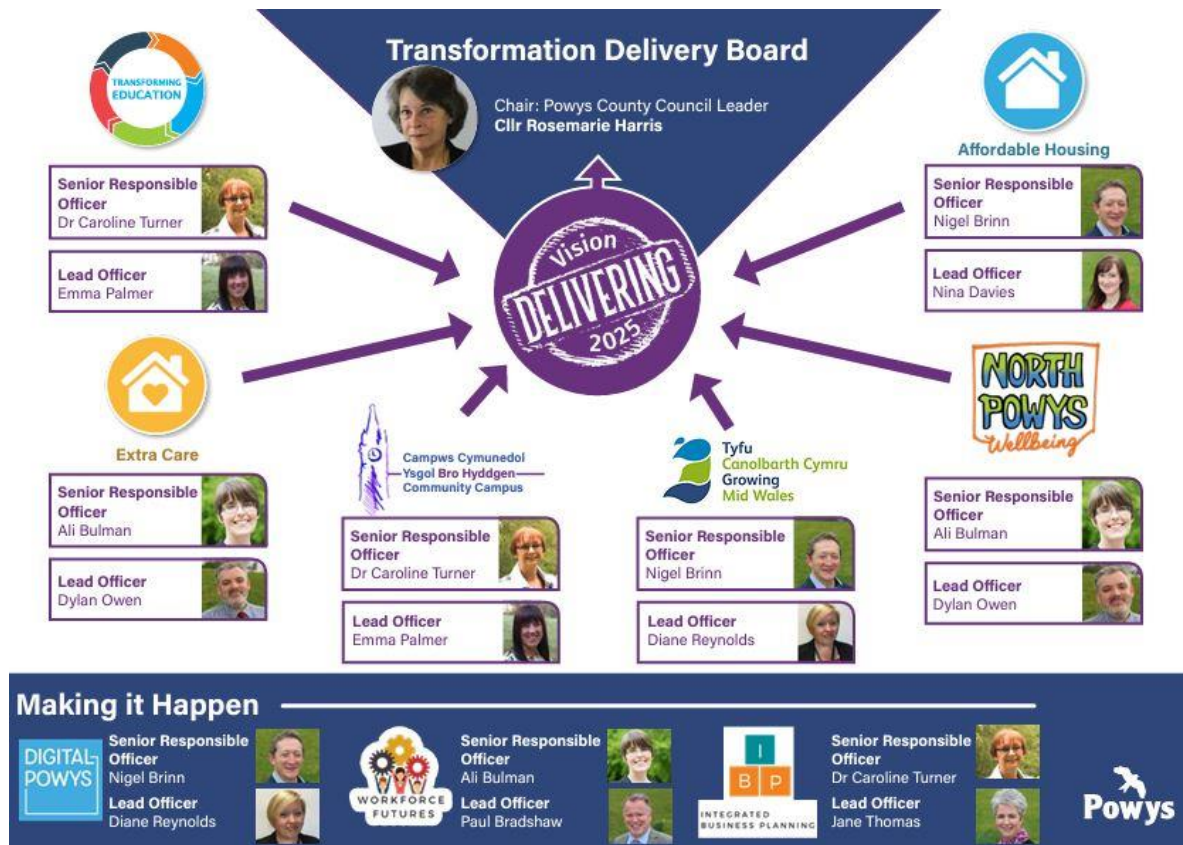


2.7 Programme Overview

2.8 The Capital Programme is a key enabler to deliver the Council's ambition set out in Vision 2025. Broadly the programme covers three areas of expenditure:

- a core programme of schemes that are regulatory / statutory in nature, and minimise legal challenge or revenue risk, these schemes are related to day-to-day activities that will ensure the Council meets its statutory requirements
- a retained asset programme to improve or enhance the life of existing assets, and
- an investment programme in schemes linked to the Council's strategic priorities, such as schemes to increase the diversification of the Council's property portfolio or reduce the revenue costs of running and maintaining the assets.

2.9 Vision 2025 will be delivered, in part, through its nine Transformation Programmes, as shown in the diagram below. The six Service Transformation programmes all require capital funding to deliver their transformation agenda.



Capital Investment across Services

2.10 The Council has developed its capital strategy which sets out a five year long-term plan and demonstrates that the capital / investments decisions are taken in line with priorities and considers both risk/reward and impact; as well as properly taking account of stewardship, value for money, prudence, sustainability and affordability.

2.11 The Council will continue to invest in services that underpin the priorities set out as part of Vision 2025, the key themes have clear service projects:

Residents and the Community - We will support our Residents and Communities.

- **Housing** - The Council will continue to maintain, for all the homes it owns, the Welsh Housing Quality Standard (WHQS) with an ongoing capital programme in part funded through Welsh Government Funding and Borrowing. The Housing Revenue Account Thirty Year Business Plan demonstrates an affordable capital strategy alongside delivering the day-to-day landlord service and has key

objectives linked to the Local Housing Strategy. The Council has completed the construction and letting of 39 new homes with a further 79 under construction and a further 198 under active consideration for future development (dependent upon site acquisitions, viability assessments and resolution of the phosphates issues affecting development of all types). The Council will continue to fund a major programme of Disabled Facilities Grants enabled works and improvements to homes to improve the quality of life for people who need help to live as independently as possible. In addition, Housing Services will continue to support energy efficiency and bringing privately owned empty homes back into use through the SWAS (Safe Warm & Secure), Landlord Loans and the ZILF Co2i loan schemes.

- **Leisure Centres** - The Leisure portfolio contributes to the preventative agenda, supporting the Public Health Wales Long Term Strategy (2018-30) as well as, health interventions such as the NERS program (National Exercise Referral Scheme), in collaboration with Powys Teaching Health Boards and General Practices, within Powys. Since 2019 the Council has approved a five-year programme which has already enabled significant, essential replacement of plant, fixtures, end-of-life equipment, structural materials, playing surfaces and decoration. The Capital commitment supports the Council's 'landlord' responsibilities as part of the leisure contract but also ensures that the buildings are fit for purpose, compliant, attractive and provide a positive customer experience. Leisure Services in Powys not only support the overall well-being of our 'residents and communities' and now more than ever, contribute to the 'health & care' agendas, providing early intervention and prevention programmes to help reduce the burden on health services. Also, as a collaborative partner to the School's Transformation Programme, enabling learning and development through specific opportunities that the service provides or facilitates. Leisure Services support and contribute to the 'economy' by hosting and delivering local, regional and national events and competitions which draws significant numbers of visitors from across the UK to utilise the facilities we have in Powys – and demonstrates the need for the facilities to be maintained and improved to an appropriate standard.
- **Waste Strategy** - Powys County Council faces a stringent WG statutory recycling target of 64% for 2019/20 through to 70% for 2024/25. There is also a non-statutory WG target to reduce landfill to 10% by 2019/20 reducing to 5% by 2024/25. This has required a step change in the way all local authorities approach waste and recycling. The continued capital investment in the Waste and Recycling service will ensure that the Council is able to meet the targets whilst obtaining maximum value from the service. A network of assets under the Council's control allows flexibility to adapt to any changing requirements within the industry and Government policy and legislation. Some of these schemes are linked to efficiency savings and service improvements in future years.

Health and Care – We will lead the way in providing effective, integrated Health and Care in a rural environment

- **Social Care** - The capital programme focuses on supporting those who wish to remain in their own home rather than residential care and supports the integrated Health and Care Strategy for Powys. This strategy acknowledges that people in Powys live longer and healthier lives than elsewhere in Wales and that Powys is a place aspiring to help improve the wellbeing of all people. Capital funding mainly focus on accommodation options, including supporting the building and redevelopment of facilities to increase the stock of supported living and extra care housing in collaboration with Powys Teaching Health Board and local Registered Social Landlords. There are also capital funding requirements for the 13 Powys owned care homes.
- **Children's Services** – In order to ensure a sufficient supply of appropriate, safe placements for children in care, as close to home as possible, investment is mostly focused upon small residential homes for children, with accommodation purchase and development of a range of placements in County to support the complex needs of young people who remain under the local authority's care.

Welsh Government have been particularly supportive in offering investment to progress such developments, as mirrored in current Ministerial direction.

The changes associated with ICF (Integrated Care Fund) through Regional Partnership Boards (RPB), identify long term collaborative projects that will require a financial commitment from all partners, including PCC over a period of time. This will need to be acknowledged as part of social care's transformation plans, associated with the future development of any such resource.

- **Assistive Technology** - has a key role to play in the modernisation of health and social care. With ever increasing technological advances, it offers a range of possibilities for greater choice, not only of how people can access the support they need, but also where and when they access support. In doing so, assistive technology enables people to take greater control, and to live independently for longer by preventing hospital admissions and premature moves to residential care. Enabling access to better accommodation options is essential in order to support independent living and reduce demand for other types of care.

Learning and Skills – We will strengthen learning and skills.

- **Schools Transformation** - The Council has developed a new ten-year Strategy to Transform Education in Powys 2020-30 with the implementation of a major capital investment programme that will ensure that schools in Powys have inspiring, environmentally sustainable buildings that can provide opportunities for wider community activity, including where possible childcare services, early years, ALN, multi-agency support and community and leisure facilities. This will also include developing a reliable, high quality digital infrastructure. The Council is investing £118m over the next five years in its schools through the current Band A and Band B of the Welsh Government's 21st C Schools Programme. The 21st C Schools Programme has a 65% capital intervention rate for mainstream schools, 75% for special schools and it also offers a new and innovative funding route where the intervention rate is 85% for the Mutual Investment Model. The Council will develop its strategies to ensure maximisation of the potential investment opportunities that may be available via WG funding.

However, to deliver the full Schools Transformation Programme, significant funding sources above what is currently included in the current Capital Programme will be required. That said, the cost of transformation over the lifetime of the schools assets is cheaper than the status quo in the majority of localities.

Alongside this, capital funding through our major repairs programme will be focussed on where the need is greatest, as identified through the Schools Service's Asset Management Plan.

The Economy – We will develop a vibrant economy.

- **Highways and Environment** - The Council has a statutory duty to maintain the adopted highway, maintained at public expense in a safe condition for the passage of the user. A strategic approach has been used to develop the HAMP in identifying and allocating resources for the management, operation, preservation and enhancement of the highway infrastructure to meet the needs of current and future customers. Current gross replacement cost of these assets is estimated at £4.4bn.

The highway network includes public rights of way, which are a major attraction to the county for visitors. There are 1,700 recorded bridge structures on the public rights of way network; most are Council assets. Several major bridges (over £100,000 each) need to be replaced within the next 5 years due to age. In addition, storm damage with increased rates of riverside erosion and rotting of timber is affecting many small to medium bridges (up to £50,000 each). A county wide inventory is being developed, to record bridge condition and forward plan for their replacement. Previously, this has been reactive.

Outdoor recreation assets are also a significant tourist attraction and can provide valuable opportunities to maintain and enhance biodiversity. There are two remaining building assets under

management by the Service; investment is needed in one of them, to enable ongoing lease arrangements. Upgrades are also required at Llandrindod Lake to meet new standards due to its designation as a reservoir.

- **Property** - The vision is to ensure that through the Corporate Landlord initiative, the Council's assets are appropriately managed to provide safe, efficient, sustainable properties in the right locations to support the delivery of services and the achievement of key priorities. The Strategic Asset Board and Asset Management Plans are the mechanisms in place to help deliver these priorities, which will ensure close working and collaboration across all service areas and partner organisations such as Neath Port Talbot College / PTHB. The Property team will be supported in this crucial work with investment provided to procure a new Property Management database which will provide a single point of reference for all aspects of the Council's operational and investment estate. A provisional property disposals programme has been developed over the next 10 years.
- **Regeneration, Property and Development** - The Council need to intervene where the private sector is not able (for economic reasons) to create or facilitate investment in business units in order to keep and attract business to the County. Abermule business park is one such scheme that sees the Authority developing a former Welsh Government site which otherwise would not have been developed in the short to medium term. Capital investment will also form an important part of supporting the regeneration and viability of town centres complementing the Welsh Government's Transforming Towns funding programme. An initial annual allocation of £2 million starting in 2022-23 has been included as the Council's contribution towards the Mid Wales Growth Deal. As the investment plans for the deal develop the funding will be released to the relevant projects on completion of the relevant governance and approval processes.
- **County Farms** - It is essential that the Council manages its agricultural estate prudently, efficiently, and professionally. Effective management of County Farms estate will enable the continued opportunities already enjoyed by current tenant farmers and maintain an income stream. The financial demands of the Estate need to be evaluated against the competing demands across the council whilst noting the estate produces an annual surplus in its trading account. The opportunity for capital receipts will continue to arise as reviews are undertaken at each tenant departure from the Estate. An Invest to Save initiative is being developed which will see investments made to the Farm Estate which should create opportunities for capital receipts and reduced revenue expenditure, for example barn conversions and subsequent sales.
- **Information Technology (IT)** - The service engages with change programmes so that investment and resource meets identified priorities. In respect of infrastructure, IT will seek to invest in up-to-date cloud-based technologies including 'Azure' cloud technologies, improved telephony and mobile systems, WEB and share-point and improved wireless as well as further enabling our staff to work in an agile manner.

In terms of applications, IT are looking to rationalise the number of systems through investment in replacement of legacy corporate systems and through modernisation of systems and applications to improve integration and provide an improved customer journey.

Cyber resilience is also a key programme, since 2017 an active Cyber Security improvement plan has been in place which details improvements required to maintain our Cyber Security resilience and to maintain standards and accreditations such as Cyber Essentials Plus and PSN Accreditation. In order to maintain the council's resilience and standards, this investment and programme of work is key. This includes investment in tools to detect and prevent malicious activity, tools, processes and resources to maintain systems to prevent vulnerabilities from exploitation, systems to enable us to share and collaborate information digitally and securely without risk of unintended exposure and ultimately damage or complete loss of any of the council's data or systems.

Investment in Regenerative Commercial Activity

- 2.12 The commercial activity undertaken in the council relates to holding properties that are utilised by tenants, these include livestock markets, caravan park, restaurant and office space. These are held primarily for their regenerative benefits to the local economy.
- 2.13 Around £240,000 in rental income is received each year.
- 2.14 The council has registered a trading company (currently dormant) that may become the vehicle that supports greater commercial activity, but any investment must evidence the following criteria:
- Support the strategic community objectives of the council.
 - Have a balanced investment approach.
 - Improve covenant strength.
 - Drive income generation and maintain yield.
- 2.15 To ensure that the council is able to benefit from the lower borrowing rates offered by the Public Works Loans Board (PWLB) the council will currently not consider investing in any commercial property where yield is the primary investment driver.

Funding the Capital Strategy

- 2.16 The cost of funding the capital programme is closely monitored due to the impact on the budget and the ongoing funding constraints of the MTFs. The Council aims to minimise the cost of borrowing on the Financial Resource Model (FRM) and other sources need to be maximized such as grant funding. Funding capital from borrowing incurs extra costs from interest on the loan and the minimum revenue provision, repayment of the principal. Capital projects are prioritised where they can evidence a reduction in the cost of revenue, such as digital technologies or generate income such as building council dwellings.
- 2.17 The Housing Revenue Account (HRA) supports its own capital expenditure and provision for this is included in the HRA Business Plan. The surplus on the HRA account (excess of rental income over expenditure) is used to fund capital expenditure. This does not impact on the Council Fund. Although the HRA operates separately from the Council Fund, the Council does not borrow separately for Council Fund and HRA expenditure, all borrowing is combined, and the costs apportioned to the two funds based on the level of expenditure funded from borrowing for the two funds. The apportionment method is kept under review to ensure that it remains the most equitable method.

The Capital programme detailed at Appendix A, sets out how the programme is funded, the sources are explained below:

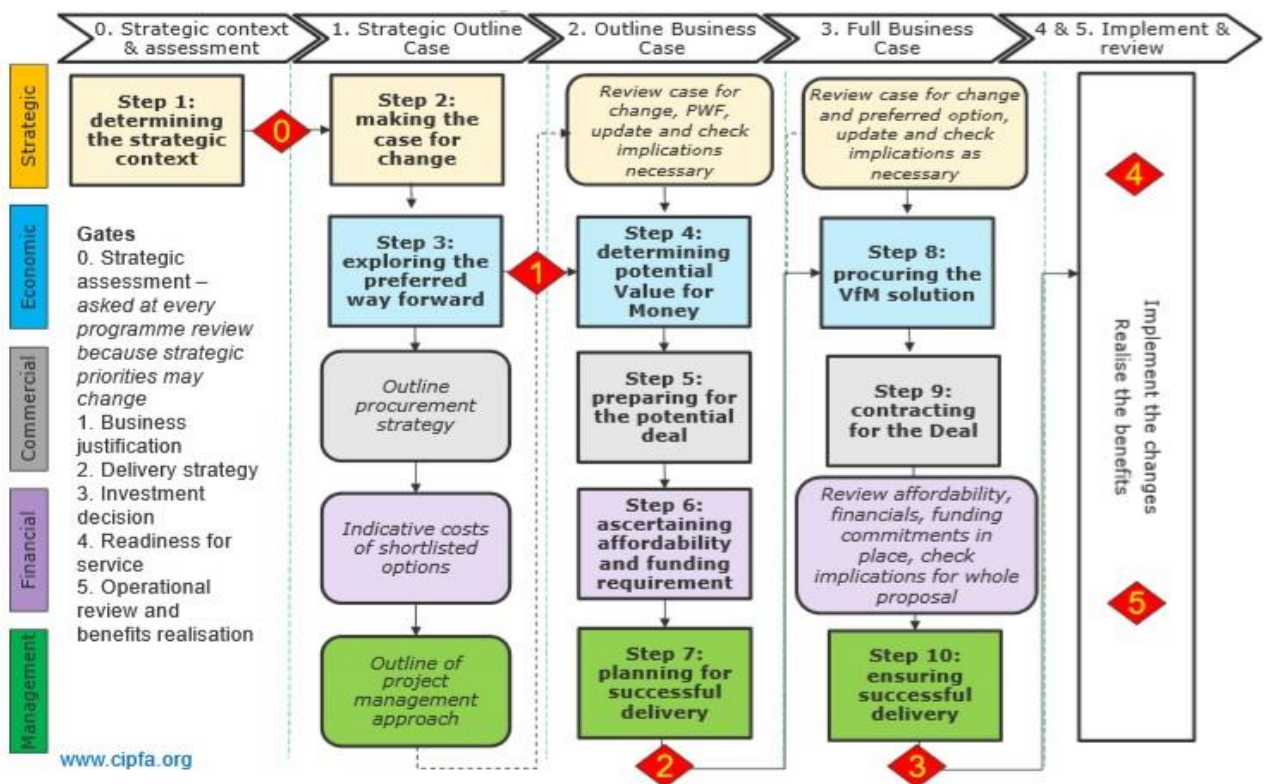
- **General Capital Grant** – This is a sum of money which is provided by the Welsh Government as part of the annual settlement. The Council is free to use the capital grant on any capital project it wishes.
- **Supported Borrowing** – The Council will borrow from establishments including the Public Works Loans Board (PWLB) to fund the expenditure. The revenue costs arising from the borrowing (Interest Costs and Minimum Revenue Provision) are funded by the Welsh Government through the annual revenue settlement, hence the term “Supported Borrowing”.
- **Unsupported Borrowing** – Again, the Council borrows the funding but is required to finance the revenue costs from its own resources. Projects funded by means of unsupported borrowing tend to be projects which deliver revenue savings, and these savings contribute to meet the additional revenue costs arising from the borrowing.
- **Specific Capital Grants** – The Council will be awarded capital grants which partly or fully fund the cost of a project. Capital grants usually come with restrictions surrounding the expenditure which can be funded and by when the expenditure must be incurred.

- **Revenue Contribution** – Services can contribute from their revenue budgets to fund projects. These contributions tend to be as a match funding to a project which is mainly funded from a specific capital grant.
- **Capital Receipts** – The funds generated from the sale of assets can be used to contribute to the funding of the capital programme. These are usually generated from the sale of surplus assets (normally land or buildings). The Councils' Capital Receipts Policy is set out in Appendix B.
- **Reserves** – Funding held in reserve, e.g., unapplied capital receipts, can be used to support the capital programme. Specific reserves can also be built up and set aside for this purpose.

2.18 An asset review is underway to review each property to understand the benefit each asset is providing for service delivery and quantify any future capital and maintenance liabilities. This will ensure that the Council has the right asset in the right place at the right time and will ensure the effective and efficient delivery of a comprehensive range of quality services. Once this is complete, any future capital investment together with the proceeds from the sale of surplus assets will be included in the capital programme.

Governance and Approval Approach

2.19 Welsh Government have adopted the Better Business Case approach to building, reviewing, and agreeing business cases. These principles have been adopted in the Councils' Capital Governance Framework. This approach introduces a more formal regime to follow and ensures consistency and a robust approach to developing each project. The diagram below sets out the gates and steps necessary to develop a capital from proposal through to a successful delivery. There has been an urgency in adopting this new regime to evidence stronger governance based on robust business cases from services.



2.20 The governance of this Capital Strategy follows the same process as the Revenue Budget Setting Process and is presented to the Cabinet as part of the MTFs which is then recommended to full Council for approval.

2.21 The three stages of the Governance Framework are:

- **Stage 1 - The Strategic Outline Case (SOC)**, these must be completed for the new bids and have necessary approval.
- **Stage 2** - Once the SOC is approved, managers will need to complete more detailed work, particularly on the economics of the case, finances (detailed costings) and submit the **Outline Business Case (OBC)** for approval through the Strategic Asset Board, who provide challenge and then make recommendation to EMT / Cabinet to approve.
- **Stage 3 - The Final Business Case (FBC)** is the final gateway, and the project would move to the procurement stage. At this point the tender price for the project would be known and the risks quantified. Only when the FBC becomes a live project does the capital budget get allocated, which will improve our budget forecasting and profiling. Any revenue contributions including MRP costs would need to be built into the budget at stage 3.
 - For business cases between £75k and £1m a less formal business justification case will be used, being simpler and quicker to develop and proceed to project.
 - Each year there is a small bids programme funded by an allocation in the Capital Programme for capital projects under £75k, these are dealt with through the Strategic Asset Board.
 - The Council is moving away from an annual capital cycle and using the new framework will have an ongoing process of projects in development through to approval through Cabinet and Council as needed with the necessary prudential indicators updated and presented.

2.22 As a significant part of the capital programme and future ambitions covers investment in the Council's school's estate. The Schools Capital Programmes Oversight Board is in place which will strengthen Council's oversight of all school capital projects and provide additional scrutiny and assurance.

Capital Programme 2022-2027

2.23 The overall capital programme for the Council in 2022/23 is £88.88 million, which includes £25.55 million for the Housing Revenue Account (HRA). Appendix A provides a full list of all the schemes.

2.24 The General Fund includes schemes which have previously been approved or are in progress and expected to continue into future years. These total £63.33 million. The programme includes a list of schemes that have had their Strategic Outline Case approved and have been progressed to Outline Business case. Providing the economic and financial justification stacks up these schemes are likely to develop to Final Business Case stage and become live projects, totalling £6.84 million. Split over two years, £5.55 million in 2022/23, £0.75 million in 2023/24 and £0.54 million in 2024/25. An initial annual allocation of £2.00 million starting in 2022-23 has been included as the Council's contribution towards the Mid Wales Growth Deal. As the plans for the deal develop, the funding will be released to the relevant projects on completion of the relevant governance and approval processes.

2.25 The need to maintain the highways infrastructure through the HAMP has been highlighted at strategic level as a critical area of the council's long-term strategy. The programme now includes £5.00 million per annum for the HAMP and an additional £1.00 million per annum for street lighting column upgrades.

2.26 Overall additional borrowing requirements are estimated at £42.86 million in 2022/23 which includes £12.88 million for the HRA. However, it is likely that this figure will be less based on previous years slippage on spend and grants that are received in year.

2.27 The capital programme remains within budget for 2022/23 however additional revenue funding will need to be identified to fund investment in future years. The impact of the capital programme is set out through the following prudential indicators:

Capital Prudential Indicators

2.28 The Council's capital expenditure plans are the key driver of treasury management activity. The output of the capital expenditure plans is reflected in the prudential indicators, which are designed to assist members' overview and confirm capital expenditure plans.

Capital Expenditure

2.29 This prudential indicator is a summary of the Council's capital expenditure plans, both those agreed previously, and those forming part of this budget cycle.

£'m	2021/22	2022/23	2023/24	2024/25	2025/26	2026/27
Non-HRA	70.97	63.33	66.53	51.63	32.42	19.96
HRA	25.21	25.55	33.12	33.43	23.64	21.75
Total	96.18	88.88	99.65	85.06	56.06	41.71

2.30 **Other long-term liabilities** - The financing need set out in the table above excludes other long-term liabilities, such as leasing arrangements that already include borrowing instruments.

2.31 The table below summarises the above capital expenditure plans and how these plans are being financed by capital or revenue resources. Any shortfall of resources results in a requirement to fund through borrowing, this figure is shown as the net financing need.

£'m	2021/22	2022/23	2023/24	2024/25	2025/26	2026/27
Capital receipts	4.27	2.25	3.25	2.25	1.25	1.25
Capital grants	38.72	32.67	48.62	36.78	15.61	13.43
Revenue/Reserves	15.69	11.10	7.99	11.35	9.86	8.80
Net financing need for the year	37.50	42.86	39.79	34.68	29.34	18.23

The Council's Borrowing Need (the Capital Financing Requirement)

2.32 This is the Council's Capital Financing Requirement (CFR). The CFR is simply the total historic outstanding capital expenditure which has not yet been paid for from either revenue or capital resources. It is essentially a measure of the Council's indebtedness and so its underlying borrowing need. Any capital expenditure which has not immediately been paid for through a revenue or capital resource, will increase the CFR.

2.33 The CFR does not increase indefinitely, as the minimum revenue provision (MRP) is a statutory annual revenue charge which broadly reduces the indebtedness in line with each asset life, and so charges the economic consumption of capital assets as they are used.

2.34 The greater the CFR the larger the impact will be on the revenue budget, therefore in the long-term there will be a need to keep capital expenditure funded by borrowing at a level below the MRP budget in order to maintain the revenue budget at a sustainable level.

2.35 The Council is asked to approve the CFR projections below:

£'m	2021/22	2022/23	2023/24	2024/25	2025/26	2026/27
CFR – non HRA	323.53	349.71	364.61	373.44	385.20	387.28
CFR – HRA	106.83	118.63	137.80	156.93	166.88	174.68
Total CFR	430.36	468.34	502.41	530.37	552.08	561.96
Movement in CFR	33.26	37.98	34.07	27.96	21.71	9.88
Net financing need for the year (above)	37.50	42.86	39.79	34.68	29.34	18.23
Less MRP/VRP and other financing movements	4.24	4.88	5.72	6.72	7.64	8.35
Movement in CFR	33.26	37.98	34.07	27.96	21.70	9.88

Minimum Revenue Provision Policy Statement

2.36 MRP is an annual charge that Councils are required to pay for their debt liability in respect of capital expenditure funded by borrowing, for both the general fund and the Housing Revenue Account debt. This capital expenditure is set out as part of the CFR calculation and updated regularly to reflect borrowing need changes and the resultant costs; it is important to ensure that the debt is repaid over a period commensurate with that over which the capital expenditure provides benefit.

2.37 The debt repayment is a revenue charge, the minimum revenue provision (MRP), although additional voluntary payments are allowed if required voluntary revenue provision (VRP).

2.38 Welsh Government regulations have been issued which require the Council to approve the **MRP Statement** in advance of each year. A variety of options are provided to councils, so long as there is a prudent provision set out.

2.39 Recommendation - The Council is recommended to approve the following MRP Statement for the 2022/23 financial year:

➤ For capital expenditure incurred before 1 April 2020 or which in the future will be Supported Capital Expenditure, the MRP policy will be:

- To calculate the MRP over a 50 year life on an on annuity basis using the Authority's average rate of borrowing.

➤ From 1 April 2020 for all unsupported borrowing (including PFI and finance leases), the MRP policy is:

- To charge MRP over the weighted average asset life on an annuity basis using the Authority's average rate of borrowing.

➤ For HRA Historic and Settlement Debt, the MRP policy will be:

- To calculate the MRP over a 60 year life on an on annuity basis using the Authority's average rate of borrowing.

➤ For HRA Post Settlement Debt, the MRP policy will be:

- To calculate the MRP over a weighted average asset life on an on annuity basis using the Authority's average rate of borrowing.
- Repayments included in annual PFI or finance leases are applied as MRP.
 - In addition, the guidance allows for MRP to be deferred for assets under construction and this part of the guidance is adopted because the asset is not used by the authority until it is operational and therefore the MRP will match the life of the asset.
- 2.40 **MRP Overpayments** - A change introduced by the revised Welsh Government MRP Guidance was the allowance that any charges made over the statutory minimum revenue provision (MRP), voluntary revenue provision (VRP) or overpayments, can, if needed, be reclaimed in later years if deemed necessary or prudent. In order for these sums to be reclaimed for use in the budget, this policy must disclose the cumulative overpayment made each year. At the 31st of March 2021 the total balance of previous voluntary revenue provision (VRP) stands at £7.11 million, of which £1.41 million relates to the HRA. There is no intention to reclaim any of this at this point.

Risk Management

- 2.41 All large capital projects are managed under the Council's Project Management Methodology, which incorporates risk identification and risk management. The Council also has a Risk Management Policy which is applied to all its projects and activities.
- 2.42 For all capital projects, project managers update financial forecasts on a monthly basis identifying any areas subject to risk of overspend, underspend or slippage.
- 2.43 There is also a degree of funding risk in the Capital Programme, reliant as it is on future capital receipts, and the ability to be able to afford borrowing if necessary. These risks need to be managed and monitored on a regular basis, and action taken where necessary.
- 2.44 Risk appetite in this context is the level of risk that the Council is prepared to accept to be exposed to at any point in time in relation to its activities. It involves knowing what risks the Council wishes to avoid, what risks it is willing to accept and what risks it is willing and able to manage (including by transferring them to a third party, e.g., through insurance).
- 2.45 The risks are regularly monitored and managed both financially and operationally in accordance with council processes.
- 2.46 The Council is willing to accept the risks set out in this Strategy for projects that have Council approval provided that the project management ensures the appropriate mitigations are put in place to bring the project within acceptable risks margins.
- 2.47 The key financial risks inherent in the Council's Capital Programme include:

Description of Risk	Potential Impact
The longer a project takes to come to fruition, the greater the risk that the financial cost of the project will have increased, both due to the additional staff time spent on the project and the inflationary impact on the costs involved in bringing the asset into operation.	May result in financial pressures on the other projects/ programmes and service delivery.
There is a degree of correlation between the length of time a project spends in the feasibility and development stage and an increased risk of project failure or abandonment. Should a project fail for any reason, the regulations require all capital costs to be returned to revenue, which may create significant pressures, depending on the level of spend at that point.	May result in additional revenue pressures on delivery/services.

Description of Risk (cont.)	Potential Impact (cont.)
Project expenditure is higher than forecast estimates – in the current climate due to the rising cost of materials and access to skilled contractors in a limited labour market	May result in increased financial pressures/ limitations on future investment options.
Once a project has been delivered successfully the cash expended is then bound in the asset. In the case of the assets that are for service delivery and do not generate a rental income stream, the money invested in the asset is only recovered if and when the asset is sold at a future date. This carries inherent financial risks in that the asset may have decreased in value, depending on market conditions, or may not have increased in value sufficiently to mitigate the effects of inflation.	May result in increased financial pressures/limitations on future investment options.

Treasury Management Strategy

Background

- 3.1 The Council is required to operate a balanced budget which broadly means that cash raised during the year will meet cash expenditure. Part of the treasury management operation is to ensure that this cash flow is adequately planned with cash being available when it is needed.
- 3.2 The second main function of the treasury management service is the funding of the Council's capital plans. These plans provide a guide to the borrowing need of the Council, essentially the longer-term cash flow planning, to ensure that the Council can meet its capital spending obligations. This management of longer-term cash involves arranging short or long-term loans or using longer-term cash flow surpluses.
- 3.3 The contribution the treasury management function makes to the authority is critical as the balance of debt and investment operations ensure liquidity or the ability to meet spending commitments as they fall due, either on day-to-day revenue or for larger capital projects.
- 3.4 Whilst any commercial initiatives or loans to third parties will impact on the treasury function, these activities are generally classed as non-treasury activities as they usually arise from capital expenditure and are separate from the day-to-day treasury management activities. The IRFS 16 Leases accounting standard will from April 2022 require leases in, with the exception of low value and short term leases to be included on the balance sheet. These arrangements are not included in this report.

Current portfolio position

- 3.5 The overall treasury management portfolio as at 31st March 2021 and the estimated position as at 31st March 2022 are shown below for both borrowing and investments.

Treasury Portfolio				
	Actual 31st March 2021		Estimate 31st March 2022	
	£'m	%	£'m	%
Borrowing				
PWLB	238.20	3.8%	260.64	3.5%
LOBO Loans	25.00	4.4%	25.00	4.2%
Market/Other Local Authorities	45.00	2.4%	40.00	2.4%
Welsh Government	33.00	0.0%	33.00	0.0%
Other	21.40	0.2%	10.98	0.4%
Total External Borrowing	362.61		369.62	
Investments				
Banks (deposit accounts)	54.38	0.1%	40.00	0.1%
Other Local Authorities	0.00	0.0%	0.00	0.0%
Total Investments	54.38		40.00	
Net Position	308.23		329.62	

Borrowing Strategy

3.6 The Council is currently maintaining an under-borrowed position. This means that the capital borrowing need (the Capital Financing Requirement), has not been fully funded with loan debt as cash supporting the Council's reserves, balances and cash flow has been used as a temporary measure. This strategy is prudent as investment returns are low and counterparty risk is still an issue that needs to be considered.

3.7 Against this background and the risks within the economic forecast, caution will be adopted with the 2022/23 treasury operations. The Head of Financial Services will monitor interest rates in financial markets and adopt a pragmatic approach to changing circumstances:

- if it was felt that there was a significant risk of a sharp fall in borrowing rates, (e.g., due to a marked increase of risks around relapse into recession or of risks of deflation), then borrowing will be postponed.
- if it was felt that there was a significant risk of a much sharper rise in borrowing rates than that currently forecast, perhaps arising from an acceleration in the rate of increase in central rates in the USA and UK, an increase in world economic activity, or a sudden increase in inflation risks, then the portfolio position will be re-appraised. Most likely, fixed rate funding will be drawn whilst interest rates are lower than they are projected to be in the next few years.

3.8 Any decisions will be reported to the appropriate decision making body at the next available opportunity.

3.9 Policy on Borrowing in Advance of Need

3.10 The Council will not borrow more than or in advance of its needs purely in order to profit from the investment of the extra sums borrowed. Any decision to borrow in advance will be within forward approved Capital Financing Requirement estimates and will be considered carefully to ensure that value for money can be demonstrated and that the Council can ensure the security of such funds.

3.11 Risks associated with any borrowing in advance activity will be subject to prior appraisal and subsequent reporting through the mid-year or annual reporting mechanism.

3.12 Debt rescheduling

3.13 Rescheduling of current borrowing in our debt portfolio is unlikely to occur as the 100 basis points (1%) increase in PWLB rates only applied to new borrowing rates and not to premature debt repayment rates. If rescheduling was done, it will be reported to the Cabinet at the earliest meeting following its action.

3.14 New Financial Institutions as a source of Borrowing and / or types of Borrowing

Currently the PWLB Certainty Rate is set at gilts + 80 basis points for both HRA and non-HRA borrowing. However, consideration may still need to be given to sourcing funding from the following sources for the following reasons:

- Local authorities (primarily shorter dated maturities out to 3 years or so – still cheaper than the Certainty Rate).
- Financial institutions (primarily insurance companies and pension funds but also some banks, out of forward dates where the objective is to avoid a “cost of carry” or to achieve refinancing certainty over the next few years)
- Municipal Bonds Agency (possibly still a viable alternative depending on market circumstances prevailing at the time).

Our advisors will keep us informed as to the relative merits of each of these alternative funding sources.

3.15 Approved Sources of Long and Short term Borrowing

On Balance Sheet	Fixed	Variable
PWLB	●	●
Municipal bond agency	●	●
Local authorities	●	●
Banks	●	●
Pension funds	●	●
Insurance companies	●	●
Market (long-term)	●	●
Market (temporary)	●	●
Market (LOBOs)	●	●
Stock issues	●	●
Local temporary	●	●
Local Bonds	●	●
Local authority bills	●	●
Overdraft	●	●
Negotiable Bonds	●	●
Internal (capital receipts & revenue balances)	●	●
Commercial Paper	●	●
Medium Term Notes	●	●
Finance leases	●	●

Capital Prudential and Treasury Indicators

3.16 The Council's capital expenditure plans are the key driver of treasury management activity. The output of the capital expenditure plans is reflected in the prudential indicators, which are designed to assist members' overview and confirm capital expenditure plans.

Ratio of financing costs to net revenue stream

3.17 This indicator identifies the trend in the cost of capital, (borrowing and other long term obligation costs net of investment income), against the net revenue budget or HRA rental income (net revenue stream). The estimates of financing costs include current commitments and the proposals in this budget report. The future net revenue streams are estimated based on worst case scenarios.

£'m	2021/22	2022/23	2023/24	2024/25	2025/26	2026/27
Financing Costs	10.85	11.29	12.17	12.85	13.53	13.94
Net Revenue Stream	279.81	302.33	314.29	324.37	333.90	343.77
Council Fund	3.9%	3.7%	3.9%	4.0%	4.1%	4.1%
Financing Costs	4.53	4.89	5.49	6.21	6.76	7.13
Net Revenue Stream	26.65	27.38	28.65	30.07	31.49	32.83
HRA	17.0%	17.9%	19.1%	20.7%	21.5%	21.7%

Maturity structure of borrowing

3.18 These gross limits are set to reduce the Council's exposure to large, fixed rate sums falling due for refinancing and are required for upper and lower limits.

3.19 The Council is asked to approve the following treasury indicators and limits:

Maturity structure of borrowing 2022/23		
	Lower	Upper
Under 12 months	0%	40%
12 months to 2 years	0%	40%
2 years to 5 years	0%	40%
5 years to 10 years	0%	40%
10 years to 20 years	0%	40%
20 years to 30 years	0%	40%
30 years to 40 years	0%	40%
40 years to 50 years	0%	40%
50 years to 60 years	0%	40%

3.20 Affordability prudential indicators

3.21 Prudential indicators are required to assess the affordability of the capital investment plans. These provide an indication of the impact of the capital investment plans on the Council's overall finances. The Council is asked to approve the following borrowing indicators:

3.22 Borrowing Indicators

3.23 The capital expenditure plans set out in the capital strategy provide details of the service activity of the Council. The treasury management function ensures that the Council's cash is organised in accordance with the relevant professional codes, so that sufficient cash is available to meet this service activity and the Council's capital strategy. This will involve both the organisation of the cash flow and, where capital plans require, the organisation of appropriate borrowing facilities. The strategy covers the relevant treasury / prudential indicators, the current and projected debt positions and the annual investment strategy.

3.24 The Council's forward projections for borrowing are summarised below. The table shows the actual external debt, against the underlying capital borrowing need, (the Capital Financing Requirement - CFR), highlighting any over or under borrowing.

Change in External Debt

£'m	2021/22	2022/23	2023/24	2024/25	2025/26	2026/27
Council Fund						
Debt at 1st April	263.83	289.04	315.22	330.12	338.95	350.70
Expected change in Debt	25.21	26.18	14.90	8.83	11.75	2.08
Estimated Gross Debt at 31st March	289.04	315.22	330.12	338.95	350.70	352.78
CFR	323.53	349.71	364.61	373.44	385.20	387.28
Under / (Over) Borrowing	34.49	34.49	34.49	34.49	34.50	34.50
HRA						
Debt at 1st April	98.78	106.83	118.63	137.80	156.93	166.88
Expected change in Debt	8.05	11.80	19.17	19.13	9.95	7.80
Estimated Gross Debt at 31st March	106.83	118.63	137.80	156.93	166.88	174.68
CFR	106.83	118.63	137.80	156.93	166.88	174.68

3.25 Within the range of prudential indicators there are a number of key indicators to ensure that the Council operates its activities within well-defined limits. One of these is that the Council needs to ensure that its gross debt does not, except in the short term, exceed the total of the CFR in the preceding year plus the estimates of any additional CFR for 2022/23 and the following two financial years. This allows some flexibility for limited early borrowing for future years but ensures that borrowing is not undertaken for revenue or speculative purposes.

3.26 The Head of Financial Services reports that the Council complied with this prudential indicator in the current year and does not envisage difficulties for the next few years. This view considers current commitments, existing plans, and the proposals in this budget report. The projected increase in the CFR over the medium and longer term must be reviewed annually to ensure that the capital investment plans remain affordable, prudent and sustainable.

3.27 Treasury Indicators: limits to borrowing activity

Operational Boundary

3.28 The Operational Boundary is the limit beyond which external debt is not normally expected to exceed. In most cases, this would be a similar figure to the CFR, but may be lower or higher depending on the levels of actual debt and the ability to fund under-borrowing by other cash resources.

£'m	2022/23	2023/24	2024/25	2025/26	2026/27
Operational Boundary	478.00	512.00	541.00	563.00	573.00

Authorised Limit

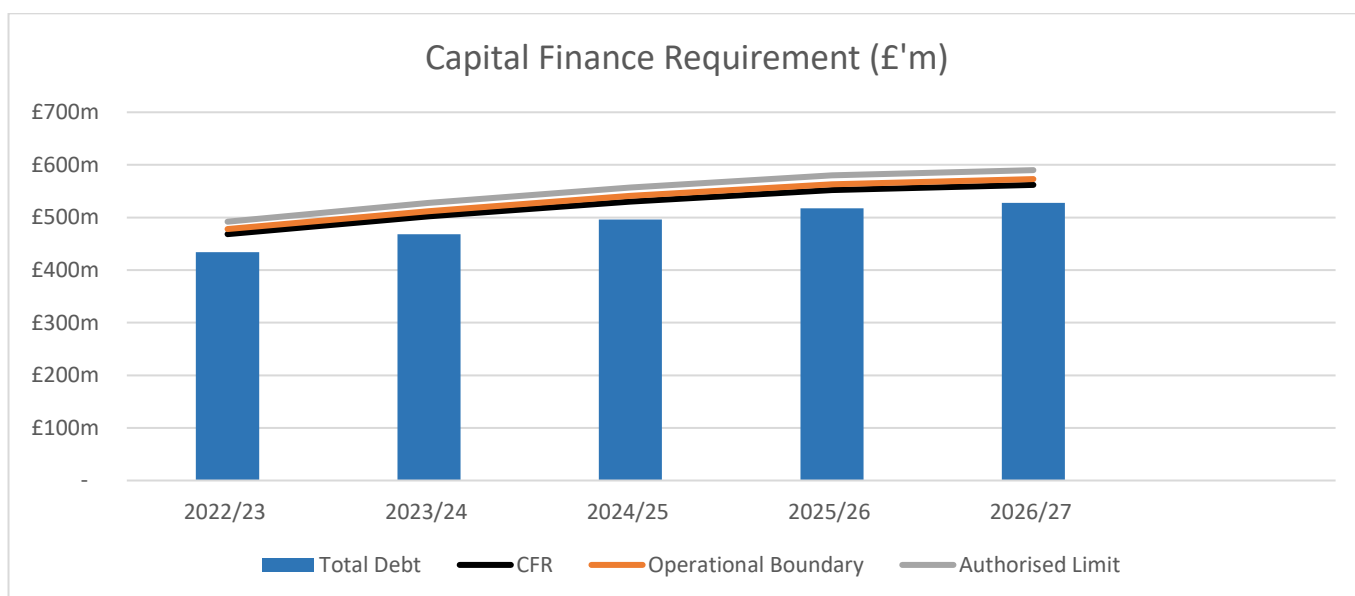
3.29 This is a key prudential indicator and represents a control on the maximum level of borrowing. This represents a legal limit beyond which external debt is prohibited, and this limit needs to be set or revised by the full Council. It reflects the level of external debt which, while not desired, could be afforded in the short term, but is not sustainable in the longer term.

3.30 This is the statutory limit determined under section 3 (1) of the Local Government Act 2003. The Government retains an option to control either the total of all councils' plans, or those of a specific council, although this power has not yet been exercised.

3.31 The Council is asked to approve the following authorised limit.

£'m	2022/23	2023/24	2024/25	2025/26	2026/27
Authorised Limit	492.00	528.00	557.00	580.00	590.00

3.32 The chart below shows the relationship between the Total Debt, the Capital Financing Requirement (CFR), the Operational Boundary and Authorised Limit.



Annual Investment Policy

3.33 **Management of risk** - The Welsh Government and CIPFA have extended the meaning of 'investments' to include both financial and non-financial investments. This strategy deals solely with financial investments, (as managed by the treasury management team). Nonfinancial investments, essentially the purchase of income yielding assets, are covered in the Capital Strategy.

The Council's investment policy has regard to the following.

- Welsh Government's Guidance on Local Government Investments 2019 ("the Guidance")
- CIPFA Treasury Management in Public Services Code of Practice and Cross Sectoral Guidance Notes 2017 ("the Code")
- CIPFA Treasury Management Guidance Notes 2018

The Council's investment priorities will be security first, portfolio liquidity second and then yield, (return). The Council will aim to achieve the optimum return (yield) on its investments commensurate with proper levels of security and liquidity and with the Council's risk appetite. In the current economic climate, it is considered appropriate to keep investments short term to cover cash flow needs

3.34 The above guidance from the Welsh Government and CIPFA place a high priority on the management of risk. This authority has adopted a prudent approach to managing risk and defines its risk appetite by the following means:

- Minimum acceptable credit criteria are applied in order to generate a list of highly creditworthy counterparties. This also enables diversification and thus avoidance of concentration risk. The key ratings used to monitor counterparties are the short term and long-term ratings.
- Other information: ratings will not be the sole determinant of the quality of an institution; it is important to continually assess and monitor the financial sector on both a micro and macro basis and in relation to the economic and political environments in which institutions operate. The assessment will also take account of information that reflects the opinion of the markets. To achieve this consideration the Council will engage with its advisors to maintain a monitor on market pricing such as “credit default swaps” and overlay that information on top of the credit ratings.
- Other information sources used will include the financial press, share price and other such information pertaining to the financial sector in order to establish the most robust scrutiny process on the suitability of potential investment counterparties.
- This authority has defined the list of types of investment instruments that the treasury management team are authorised to use. There are categories of ‘specified’ and ‘non-specified’ investments.
 - **Specified investments** are those with a high level of credit quality and subject to a maturity limit of one year except deposits with local authorities which can be for any period.
 - **Non-specified investments** are those with less high credit quality, may be for periods in excess of one year, and/or are more complex instruments which require greater consideration by members and officers before being authorised for use. Once an investment is classed as non-specified, it remains non-specified all the way through to maturity i.e., an 18 month deposit would still be non-specified even if it has only 11 months left until maturity.
- Lending limits (amounts and maturity), for each counterparty will be set in conjunction with Link’s matrices.
- This authority will set a limit for the amount of its investments which are invested for longer than 365 days.
- Investments will only be placed with counterparties from countries with a specified minimum sovereign rating.
- All investments will be denominated in sterling.
- As a result of the change in accounting standards for 2020/21 under IFRS 9, this authority will consider the implications of investment instruments which could result in an adverse movement in the value of the amount invested and resultant charges at the end of the year to the General Fund. The Welsh Government has passed a statutory override to allow Welsh local authorities time to adjust their portfolio of all pooled investments by delaying implementation of IFRS 9 for five years until 31st March 2023.

3.35 The council will also pursue value for money in treasury management and will monitor the yield from investment income against appropriate benchmarks for investment performance.

3.36 Creditworthiness policy

3.37 This Council applies the creditworthiness service provided by Link Asset Services. This service employs a sophisticated modelling approach, utilising credit ratings from the three main credit rating agencies - Fitch, Moody’s and Standard & Poor’s. The credit ratings of counterparties are supplemented with the following overlays:

- “watches” and “outlooks” from credit rating agencies.
- CDS spreads that may give early warning of likely changes in credit ratings.
- sovereign ratings to select counterparties from only the most creditworthy countries.

3.38 This modelling approach combines credit ratings, and any assigned Watches and Outlooks in a weighted scoring system which is then combined with an overlay of CDS spreads. The end product of this is a series of colour coded bands which indicate the relative creditworthiness of counterparties. These colour codes are used by the Council to determine the suggested duration for investments. The Council will, therefore, use counterparties within the following durational bands:

Yellow	5 years *
Dark pink	5 years for Ultra-Short Dated Bond Funds with a credit score of 1.25
Light pink	5 years for Ultra-Short Dated Bond Funds with a credit score of 1.5
Purple	2 years
Blue	1 year (only applies to nationalised or semi nationalised UK Banks)
Orange	1 year
Red	6 months
Green	100 days
No colour	not to be used

Please note: the yellow colour category is for UK Government debt, or its equivalent, money market funds and collateralised deposits where the collateral is UK Government debt.

Please note: "fund" ratings are different to individual counterparty ratings, coming under either specific "MMF" or "Bond Fund" rating criteria.

3.39 The Link Asset Services' creditworthiness service uses a wider array of information other than just primary ratings. Furthermore, by using a risk weighted scoring system, it does not give undue preponderance to just one agency's ratings.

3.40 Typically, the minimum credit ratings criteria the Council use will be a short term rating (Fitch or equivalents) of F1 and a long term rating of A-. There may be occasions when the counterparty ratings from one rating agency are marginally lower than these ratings but may still be used. In these instances, consideration will be given to the whole range of ratings available, or other topical market information, to support their use.

3.41 Credit ratings will be monitored daily through use of the Link Group's creditworthiness service.

- If a downgrade results in the counterparty / investment scheme no longer meeting the Council's minimum criteria, its further use as a new investment will be withdrawn immediately.
- In addition to the use of credit ratings the Council will be advised of information in movements in Credit Default Swap spreads against the iTraxx European Financials benchmark and other market data on a daily basis via its Passport website, provided exclusively to it by Link Asset Services. Extreme market movements may result in downgrade of an institution or removal from the Council's lending list.

3.42 Sole reliance will not be placed on the use of this external service. In addition, this Council will also use market data and market information, as well as information on any external support for banks to help support its decision making process.

3.43 Significant levels of downgrades to Short- and Long-Term credit ratings have not materialised since the crisis in March 2020. In the main, where they did change, any alterations were limited to Outlooks. However, as economies are beginning to reopen, there have been some instances of previous lowering of Outlooks being reversed.

3.44 Although bank CDS prices, (these are market indicators of credit risk), spiked upwards at the end of March / early April 2020 due to the heightened market uncertainty and ensuing liquidity crisis that affected financial markets, they have returned to more average levels since then. However, sentiment can easily shift, so it will remain important to undertake continual monitoring of all aspects of risk and return in the current circumstances. Link monitor CDS prices as part of their creditworthiness service to local authorities and the Council has access to this information via its Link-provided Passport portal.

3.45 Country limits

3.46 Due care will be taken to consider the exposure of the Council's total investment portfolio to non-specified investments, countries, groups and sectors.

3.47 The Council has determined that it will only use approved counterparties from the UK and from countries with a minimum sovereign credit rating of AA- from Fitch. The list of countries that qualify using this credit criteria as at the date of this report are shown in paragraph 3.63. This list will be added to, or deducted from, by officers should ratings change in accordance with this policy.

3.48 Investment strategy

3.49 **In-house funds** - Investments will be made with reference to the core balance and cash flow requirements and the outlook for short-term interest rates (i.e., rates for investments up to 12 months). Greater returns are usually obtainable by investing for longer periods. While most cash balances are required in order to manage the ups and downs of cash flow, where cash sums can be identified that could be invested for longer periods, the value to be obtained from longer term investments will be carefully assessed.

- If it is thought that Bank Rate is likely to rise significantly within the time horizon being considered, then consideration will be given to keeping most investments as being short term or variable.
- Conversely, if it is thought that Bank Rate is likely to fall within that time period, consideration will be given to locking in higher rates currently obtainable, for longer periods.

3.50 Investment returns expectations

3.51 The suggested budgeted investment earnings rates provided by Link Group for returns on investments placed or periods up to about three months during each financial year are as follows:

2022/23	0.50%
2023/24	0.75%
2024/25	1.00%
2025/26	1.25%
Later years	2.00%

3.52 Investment treasury indicator and limit

3.53 The Investment treasury indicator and limit - total principal funds invested for greater than 365 days. These limits are set with regard to the Council's liquidity requirements and to reduce the need for early sale of an investment and are based on the availability of funds after each yearend.

3.54 The Council is asked to approve the following treasury indicator and limit:

Upper limit for principal sums invested for longer than 365 days			
£m	2021/22	2022/23	2023/24
Principal sums invested for longer than 365 days	£10m	£10m	£10m
Current investments as at 31.12.21 in excess of 1 year maturing in each year	Nil	Nil	Nil

- 3.55 For its cash flow generated balances, the Council will seek to utilise its business reserve instant access accounts, money market funds and short-dated deposits.
- 3.56 **Investment performance / risk benchmarking** – This Council will use an investment benchmark to assess the investment performance of its investment portfolio of overnight, 7 day, 1, 3, 6 or 12 month compounded / SONIA.
- 3.57 Treasury Management Practice – Credit and Counterparty Risk Management
- 3.58 Specified Investments - All such investments will be sterling denominated with maturities up to maximum of 1 year (except for deposits with local authorities which can be for any period), meeting the minimum 'high' quality criteria where applicable. (If a deposit is made for say 2 years, it starts as being a non-specified investment and remains as a non-specified investment even when it's time to maturity falls under 12 months). The criteria, time limits and monetary limits applying to institutions or investment vehicles are.

Institution	Maximum Investment per Group/Institution	Maximum Length	Credit Rating/Other Assessment of Risk
UK Banks	£40m	Up to 364 days	As per Link's matrices
Foreign Banks	£5m	Up to 364 days	As per Link's matrices
Other Local Authorities	£25m	Up to 5 years	N/A

- 3.59 **Non specified Investments** - These are any investments which do not meet the specified investment criteria. A variety of investment instruments will be used, subject to the credit quality of the institution, and depending on the type of investment made, it will fall into one of the above categories. The criteria, time limits and monetary limits applying to institutions or investment vehicles are:

Institution	Maximum Investment per Group/Institution	Maximum Length	Credit Rating/Other Assessment of Risk
UK Banks	£10m (£5m limit with any one institution)	Up to 2 years	As per Link's matrices
Foreign Banks	£2m	Up to 2 years	As per Link's matrices
Money Market Funds (max. of 5)	£10m	N/A	All are AAA rated
Other Local Authorities	£10m	Up to 5 years	N/A
<i>Note: Limits for Specified and Non-Specified are combined limits. The maximum limit will also apply to a banking group as a whole.</i>			

- 3.60 In addition to treasury management investment activity, local authorities can utilise their powers to borrow in order to invest in other financial assets. Such activity includes loans supporting service

outcomes, investment in or loans to subsidiaries, and investment property portfolios primarily for a financial return. Whilst these impact on treasury management activity, they are managed outside of this Treasury Management Strategy and approved separately as part of the Council's Capital expenditure plans arising from its Capital Strategy. Regulator concerns in relation to the extent of this activity have resulted in recent updates to CIPFA professional Codes of Practice including the Treasury Management Code. Whilst no national monetary, financial, or other controls or limits are in place currently, regulations have been updated to ensure the risks and implications of such activities are clearly governed and understood over a long term period.

3.61 Approved Countries for Investments

3.62 This list is based on those countries which have sovereign ratings of AA- or higher, (we show the lowest rating from Fitch, Moody's, and S&P) and also, (except - at the time of writing - for Hong Kong, Norway and Luxembourg), have banks operating in sterling markets which have credit ratings of green or above in the Link Asset Services credit worthiness service.

3.63 Based on lowest available rating

➤ **AAA**

Australia	Denmark
Germany	Luxembourg
Netherlands	Norway
Singapore	Sweden
Switzerland	

➤ **AA+**

Canada	U.S.A.
Finland	

➤ **AA**

Abu Dhabi (UAE)	France
-----------------	--------

➤ **AA-**

Belgium	Hong Kong
Qatar	U.K.

3.64 **Prospect for Interest rates** - The Council has appointed Link Asset Services as its treasury advisor and part of their service is to assist the Council to formulate a view on interest rates, their latest update is provided at Appendix C and D.

Treasury Management Scheme of Delegation

3.65 The governance of the key decisions is set out below:

➤ **Full Council**

- approval of annual strategy

➤ **Audit Committee**

- reviewing the treasury management policy and procedures and making recommendations to the responsible body.

➤ **Cabinet**

- receiving and reviewing reports on treasury management policies, practices and activities
- approval of amendments to the Authority's adopted clauses, treasury management policy statement and treasury management practices
- budget consideration and approval
- approval of the division of responsibilities
- receiving and reviewing regular monitoring reports and acting on recommendations
- approving the selection of external service providers.

The Treasury Management Role of the Section 151 Officer

3.66 The role of the section 151 officer is set out below:

- recommending clauses, treasury management policy/practices for approval, reviewing the same regularly, and monitoring compliance
- submitting regular treasury management policy reports
- submitting budgets and budget variations
- receiving and reviewing management information reports
- reviewing the performance of the treasury management function
- ensuring the adequacy of treasury management resources and skills, and the effective division of responsibilities within the treasury management function
- ensuring the adequacy of internal audit, and liaising with external audit
- recommending the appointment of external service providers.

3.67 The above list of specific responsibilities of the S151 officer in the 2017 Treasury Management Code has not changed. However, implicit in the changes in both codes, is a major extension of the functions of this role:

- preparation of a capital strategy to include capital expenditure, capital financing, and treasury management, with a long term timeframe (say 20+ years – to be determined in accordance with local priorities).
- ensuring that the capital strategy is prudent, sustainable, affordable and prudent in the long term and provides value for money.
- ensuring that due diligence has been carried out on all investments and is in accordance with the risk appetite of the authority.

Appendix A - Capital Programme 2022/27

	2021-22 £'m	2022-23 £'m	2023-24 £'m	2024-25 £'m	2025-26 £'m	2026-27 £'m	Total £'m
Education							
Ysgol Bro Hyddgen	0.835	2.488	15.543	16.708	11.000		46.574
Welshpool C in W School	0.050						0.050
Ysgol Gymraeg y Trallwng	3.374	4.961	0.125				8.460
Ysgol Brynllwarch	0.602	1.500	3.048	3.497			8.647
Ysgol Cedewain	0.700	15.090	6.482				22.272
Other 21st Century School Schemes	2.121	0.544	9.610	11.487	4.500	4.000	32.262
Schools Major Improvements	5.723	3.285	1.000	1.000	1.000	1.000	13.008
Schools Other	0.209						0.209
Child Care Grant	2.859						2.859
	16.472	27.868	35.808	32.692	16.500	5.000	134.340
Highways, Transport and Recycling							
Integrated Transport	0.406						0.406
Highways Lighting	1.536	1.250	1.200	1.000	1.000	1.000	6.986
Highways Strengthening	2.765	0.125					2.890
Structures Strengthening	0.550	0.550	0.600	0.500	0.100	0.200	2.500
Structural Maintenance - Roads	4.910	6.500	6.500	5.000	5.000	5.000	32.910
Road Safety & Small Schemes	0.020						0.020
Salt Barns	0.029	0.030	0.750				0.809
Safe Route In Communities	0.050						0.050
Newtown De-Trunking Works	1.014						1.014
Countryside & Outdoor Recreation	0.591	0.377	0.115	0.015	0.015	0.015	1.128
Recycling	0.840	1.786					2.626
Local Transport Fund	1.155						1.155
Vehicle Replacement	9.183	2.045	1.215	5.202	3.710	2.651	24.006
Community Transport Enhancement	0.031						0.031
Major Strategic Schemes	1.549	1.500	1.500	1.500	1.500	1.500	9.049
Flood Alleviation Schemes	0.630						0.630
Active Travel Fund	2.108						2.108
	27.368	14.163	11.880	13.217	11.325	10.366	88.319

	2021-22 £'m	2022-23 £'m	2023-24 £'m	2024-25 £'m	2025-26 £'m	2026-27 £'m	Total £'m
Property, Planning and Public Protection							
Regulatory Services	0.379						0.379
Closed Landfill Sites							0.000
County Farms	0.296	0.100	0.100				0.496
Business Parks	1.861						1.861
Office Accommodation	0.775						0.775
Depots	0.075						0.075
	3.386	0.100	0.100	0.000	0.000	0.000	3.586
Housing & Community Development							
Libraries	0.097						0.097
Sports and Leisure Centres	3.127	0.714	0.842				4.683
Arts and Museums	0.088						0.088
General Fund Housing	2.362						2.362
Safe, Warm & Secure	0.200	0.200	0.200	0.200	0.200	0.200	1.200
Co2I	0.048	0.048	0.048	0.048	0.048	0.048	0.288
Disabled Adaptation	1.300	1.300	1.300	1.300	1.300	1.300	7.800
Enable	0.096						0.096
Landlord Loans	0.200	0.200	0.200	0.200	0.200	0.200	1.200
	7.519	2.462	2.590	1.748	1.748	1.748	17.815
Regeneration							
Economic Development	4.096	1.942					6.038
C.E.S.F.	0.001						0.001
Levelling Up	3.210	7.216	12.300	0.486			23.212
	7.307	9.159	12.300	0.486	0.000	0.000	29.252
Information Services							
Hwb In Schools	0.493						0.493
IT Refresh Strategy	0.330	0.230	0.390	0.350	0.350	0.350	2.000
IT Infrastructure	0.022						0.022
Switches / Wi-Fi	0.010						0.010
Other IT	0.042						0.042
Finance System	0.024						0.024
Share Point	0.015	0.070					0.085
System Rationalisation	0.140	0.065					0.205
Cyber Security Improvement	0.114	0.100	0.100	0.100			0.414
Cloud Services	0.115	0.350					0.465
Unified Communications	0.350						0.350
	1.656	0.815	0.490	0.450	0.350	0.350	4.111

	2021-22 £'m	2022-23 £'m	2023-24 £'m	2024-25 £'m	2025-26 £'m	2026-27 £'m	Total £'m
Childrens' Services							
Redevelopment Golwg y Bannau	0.060						0.060
Priory C In W Primary School	0.970						0.970
Open Door Former Oldford School	0.537						0.537
Play Opportunities Grant	0.199						0.199
	1.766	0.000	0.000	0.000	0.000	0.000	1.766
Adult Services, Commissioning							
Care Homes	0.320	0.100	0.110				0.529
Arlais/Lant Avenue	0.023						0.023
Substance Misuse Funding	0.058						0.058
Telecare	0.000	0.112					0.112
Mobile Working and Transformation		0.100					0.100
Innovative Use of Robotics		0.400					0.400
Community Equipment	0.130						0.130
Castell Y Dail, Newtown	0.098						0.098
	0.628	0.712	0.110	0.000	0.000	0.000	1.450
Corporate							
Small Capital Bids	0.000	0.500	0.500	0.500	0.500	0.500	2.500
Pipeline Projects	1.268	5.547	0.750	0.540			8.105
Mid Wales Growth Deal		2.000	2.000	2.000	2.000	2.000	10.000
Unallocated	0.183						0.183
Transformation	3.600						3.600
	4.868	8.047	3.250	3.040	2.500	2.500	24.205
Total	70.970	63.326	66.527	51.633	32.423	19.964	304.843
Financed by							
Supported Borrowing	10.254	5.748	4.595	4.595	4.595	4.595	34.382
Prudential Borrowing	18.296	24.230	14.715	9.289	12.738	3.522	82.790
Welsh Government Grant	19.753	17.097	26.465	25.865	5.184	3.000	97.364
General Capital Grant	4.598	3.167	4.598	4.598	4.598	4.598	26.157
Other Grants	4.947	6.575	11.720	0.486			23.728
Capital Receipts	4.266	2.248	2.248	1.248	1.248	1.248	12.506
Revenue/Reserves	8.856	4.260	2.185	5.552	4.060	3.001	27.914
	70.970	63.326	66.527	51.633	32.423	19.964	304.843

	2021-22 £'m	2022-23 £'m	2023-24 £'m	2024-25 £'m	2025-26 £'m	2026-27 £'m	Total £'m
Housing Revenue Account							
Welsh Housing Quality Standard	8.216	8.852	7.018	5.645	5.693	6.646	42.070
Community Alarms		0.300	0.300				0.600
Compliance 100	0.370	0.500	0.500	0.350	0.250	0.250	2.220
Fit For Life	2.430	1.950	1.650	1.450	0.250	0.250	7.980
Green Powys	0.450	0.415	0.425	0.575	0.575	0.500	2.940
Rapid Response Fund	0.100	0.100	0.100	0.100	0.100	0.100	0.600
Love Where You Live	0.488	1.275	1.350	0.950	0.650	0.250	4.963
Enable (HRA)	0.096						0.096
Replacement Sewage Plant	0.015						0.015
Housing R&M System	0.220						0.220
Housing Vehicles		1.037					1.037
New Builds / Repurchase	12.822	11.122	21.780	24.363	16.125	13.756	99.968
	25.208	25.550	33.123	33.434	23.643	21.752	162.710
Financed by							
Prudential Borrowing	8.951	12.881	20.491	20.802	12.011	10.120	85.256
Welsh Government Grant	9.425	5.832	5.832	5.832	5.832	5.832	38.585
Capital Receipts			1.000	1.000			2.000
Revenue/Reserves	6.831	6.837	5.800	5.800	5.800	5.800	36.868
	25.208	25.550	33.123	33.434	23.643	21.752	162.710

Appendix B - Capital Receipt Policy

Introduction

This policy is introduced to provide guidance to Senior Managers on the rules governing the application of Capital Receipts in Powys County Council. This guidance has been drafted in line with the two codes of practice issued by the Chartered Institute of Public Finance and Accountancy (CIPFA). These publications are:

- The Prudential Code for Capital Finance in Local Authorities
- The Code of Practice on Local Authority Accounting

The two publications referred to above contain guidance on capital receipts and local authority accounting that complements guidance issued by the Welsh Government.

In England and Wales, capital receipts are defined by Section 9(1) of the Local Government Act 2003 to include all instances where property, plant or equipment is disposed of for cash (subject to a £10,000 de minimis). All references to Capital Receipts in this policy therefore refers to this definition.

Application

This guidance should be read alongside any relevant direction issued by Welsh Ministers.

Use of Capital Receipts

The current policy for the use of Capital Receipts is contained in the Corporate Asset Policy.

- Capital Receipts will normally be credited to the Central Fund and will be used to progress the Council's principal objectives defined in the Corporate Improvement Plan. However, up to 4% of the capital receipt may be reclaimed by Property as permitted and approved costs of sale.
- Capital receipts from the sale of Farm or Agricultural land under the County Farm Estate and property vested in the HRA will be subject to the following apportionment:

This policy proposes the use of Capital Receipts to continue to be based on the following:

Type	Service Area	Corporate
Agricultural	0%	100%
HRA Dwellings and Land	100%	0%
Home finder receipts	100%	0%
Vehicles	100%	0%

Appendix C – Economic Background - 22nd December 2021

The Council has appointed Link Group as its treasury advisor who have provided the following Economic Background.

COVID-19 vaccines.

These were the game changer during 2021 which raised high hopes that life in the UK would be able to largely return to normal in the second half of the year. However, the bursting onto the scene of the Omicron mutation at the end of November, rendered the initial two doses of all vaccines largely ineffective in preventing infection. This has dashed such hopes and raises the spectre again that a fourth wave of the virus could overwhelm hospitals in early 2022. What we now know is that this mutation is very fast spreading with the potential for total case numbers to double every two to three days, although it possibly may not cause so much severe illness as previous mutations. Rather than go for full lockdowns which heavily damage the economy, the government strategy this time is focusing on getting as many people as possible to have a third (booster) vaccination after three months from the previous last injection, as a booster has been shown to restore a high percentage of immunity to Omicron to those who have had two vaccinations. There is now a race on between how quickly boosters can be given to limit the spread of Omicron, and how quickly will hospitals fill up and potentially be unable to cope. In the meantime, workers have been requested to work from home and restrictions have been placed on large indoor gatherings and hospitality venues. With the household saving rate having been exceptionally high since the first lockdown in March 2020, there is plenty of pent-up demand and purchasing power stored up for services in sectors like restaurants, travel, tourism and hotels which had been hit hard during 2021, but could now be hit hard again by either, or both, of government restrictions and/or consumer reluctance to leave home. Growth will also be lower due to people being ill and not working, similar to the pingdemic in July. The economy, therefore, faces significant headwinds although some sectors have learned how to cope well with Covid. However, the biggest impact on growth would come from another lockdown if that happened. The big question still remains as to whether any further mutations of this virus could develop which render all current vaccines ineffective, as opposed to how quickly vaccines can be modified to deal with them and enhanced testing programmes be implemented to contain their spread until tweaked vaccines become widely available.

A SUMMARY OVERVIEW OF THE FUTURE PATH OF BANK RATE

- In December, the Bank of England became the first major western central bank to put interest rates up in this upswing in the current business cycle in western economies as recovery progresses from the Covid recession of 2020.
- The next increase in Bank Rate could be in February or May, dependent on how severe an impact there is from Omicron.
- If there are lockdowns in January, this could pose a barrier for the MPC to putting Bank Rate up again as early as 3rd February.
- With inflation expected to peak at around 6% in April, the MPC may want to be seen to be active in taking action to counter inflation on 5th May, the release date for its Quarterly Monetary Policy Report.
- The December 2021 MPC meeting was more concerned with combating inflation over the medium term than supporting economic growth in the short term.
- Bank Rate increases beyond May are difficult to forecast as inflation is likely to drop sharply in the second half of 2022.
- However, the MPC will want to normalise Bank Rate over the next three years so that it has its main monetary policy tool ready to use in time for the next down-turn; all rates under 2% are providing stimulus to economic growth.
- We have put year end 0.25% increases into Q1 of each financial year from 2023 to recognise this upward bias in Bank Rate - but the actual timing in each year is difficult to predict.
- Covid remains a major potential downside threat in all three years as we ARE likely to get further mutations.

- How quickly can science come up with a mutation proof vaccine, or other treatment, – and for them to be widely administered around the world?
- Purchases of gilts under QE ended in December. Note that when Bank Rate reaches 0.50%, the MPC has said it will start running down its stock of QE.

MPC MEETING 16th DECEMBER 2021

- The Monetary Policy Committee (MPC) voted 8-1 to raise Bank Rate by 0.15% from 0.10% to 0.25% and unanimously decided to make no changes to its programme of quantitative easing purchases due to finish in December 2021 at a total of £895bn.
- The MPC disappointed financial markets by not raising Bank Rate at its November meeting. Until Omicron burst on the scene, most forecasters, therefore, viewed a Bank Rate increase as being near certain at this December meeting due to the way that inflationary pressures have been comprehensively building in both producer and consumer prices, and in wage rates. However, at the November meeting, the MPC decided it wanted to have assurance that the labour market would get over the end of the furlough scheme on 30th September without unemployment increasing sharply; their decision was, therefore, to wait until statistics were available to show how the economy had fared at this time.
- **On 10th December we learnt of the disappointing 0.1% m/m rise in GDP** in October which suggested that economic growth had already slowed to a crawl even before the Omicron variant was discovered in late November. Early evidence suggests growth in November might have been marginally better. Nonetheless, at such low rates of growth, the government's "Plan B" COVID-19 restrictions could cause the economy to contract in December.
- **On 14th December, the labour market statistics** for the three months to October and the single month of October were released. The fallout after the furlough scheme was smaller and shorter than the Bank of England had feared. The single-month data were more informative and showed that LFS employment fell by 240,000, unemployment increased by 75,000 and the unemployment rate rose from 3.9% in September to 4.2%. However, the weekly data suggested this didn't last long as unemployment was falling again by the end of October. What's more, the 49,700 fall in the claimant count and the 257,000 rise in the PAYE measure of company payrolls suggests that the labour market strengthened again in November. The other side of the coin was a further rise in the number of vacancies from 1.182m to a record 1.219m in the three months to November which suggests that the supply of labour is struggling to keep up with demand, although the single-month figure for November fell for the first time since February, from 1.307m to 1.227m.
- These figures by themselves, would probably have been enough to give the MPC the assurance that it could press ahead to raise Bank Rate at this December meeting. However, the advent of Omicron potentially threw a spanner into the works as it poses a major headwind to the economy which, of itself, will help to cool the economy. The financial markets, therefore, swung round to expecting no change in Bank Rate.
- **On 15th December we had the CPI inflation** figure for November which spiked up further from 4.2% to 5.1%, confirming again how inflationary pressures have been building sharply. However, Omicron also caused a sharp fall in world oil and other commodity prices; (gas and electricity inflation has generally accounted on average for about 60% of the increase in inflation in advanced western economies).
- **Other elements of inflation are also transitory** e.g., prices of goods being forced up by supply shortages, and shortages of shipping containers due to ports being clogged have caused huge increases in shipping costs. But these issues are likely to clear during 2022, and then prices will subside back to more normal levels. Gas prices and electricity prices will also fall back once winter is passed and demand for these falls away.

- Although it is possible that the Government could step in with some **fiscal support for the economy**, the huge cost of such support to date is likely to pose a barrier to incurring further major economy wide expenditure unless it is very limited and targeted on narrow sectors like hospitality, (as announced just before Christmas). The Government may well, therefore, effectively leave it to the MPC, and to monetary policy, to support economic growth – but at a time when the threat posed by rising inflation is near to peaking!
- This is the adverse set of factors against which the MPC had to decide on Bank Rate. For the second month in a row, the MPC blind-sided financial markets, this time with a **surprise increase in Bank Rate from 0.10% to 0.25%**. What's more, the hawkish tone of comments indicated that the MPC is now concerned that inflationary pressures are indeed building and need concerted action by the MPC to counter. This indicates that there will be more increases to come with financial markets predicting 1% by the end of 2022. The 8-1 vote to raise the rate shows that there is firm agreement that inflation now poses a threat, especially after the CPI figure hit a 10-year high this week. The MPC commented that “there has been significant upside news” and that “there were some signs of greater persistence in domestic costs and price pressures”.
- On the other hand, it did also comment that “**the Omicron variant is likely to weigh on near-term activity**”. But it stressed that at the November meeting it had said it would raise rates if the economy evolved as it expected and that now “these conditions had been met”. It also appeared more worried about the possible boost to inflation from Omicron itself. It said that “the current position of the global and UK economies was materially different compared with prior to the onset of the pandemic, including elevated levels of consumer price inflation”. It also noted the possibility that renewed social distancing would boost demand for goods again, (as demand for services would fall), meaning “global price pressures might persist for longer”. (Recent news is that the largest port in the world in China has come down with an Omicron outbreak which is not only affecting the port but also factories in the region.)
- On top of that, there were no references this month to inflation being expected to be below the **2% target in two years' time**, which at November's meeting the MPC referenced to suggest the markets had gone too far in expecting interest rates to rise to over 1.00% by the end of the year.
- These comments indicate that there has been a material reappraisal by the MPC of the inflationary pressures since their last meeting and the Bank also increased its forecast for inflation to peak at 6% next April, rather than at 5% as of a month ago. However, as the Bank retained its guidance that only a “**modest tightening**” in policy will be required, it cannot be thinking that it will need to increase interest rates that much more. A typical policy tightening cycle has usually involved rates rising by 0.25% four times in a year. “Modest” seems slower than that. As such, the Bank could be thinking about raising interest rates two or three times next year to 0.75% or 1.00%.
- In as much as a considerable part of the inflationary pressures at the current time are indeed **transitory**, and will naturally subside, and since economic growth is likely to be weak over the next few months, this would appear to indicate that this tightening cycle is likely to be comparatively short.
- As for the timing of the next increase in Bank Rate, the MPC dropped the comment from November's statement that Bank Rate would be raised “in the coming months”. That may imply another rise is unlikely at the next meeting in February and that May is more likely. However, much could depend on how adversely, or not, the economy is affected by Omicron in the run up to the next meeting on 3rd February. Once 0.50% is reached, the Bank would act to start shrinking its stock of QE, (gilts purchased by the Bank would not be replaced when they mature).
- **The MPC's forward guidance on its intended monetary policy** on raising Bank Rate versus selling (quantitative easing) holdings of bonds is as follows: -

- Raising Bank Rate as “the active instrument in most circumstances”.
 - Raising Bank Rate to 0.50% before starting on reducing its holdings.
 - Once Bank Rate is at 0.50% it would stop reinvesting maturing gilts.
 - Once Bank Rate had risen to at least 1%, it would start selling its holdings.
- **US.** Shortages of goods and intermediate goods like semi-conductors, have been fuelling increases in prices and reducing economic growth potential. In November, **CPI inflation hit a near 40-year record level of 6.8%** but with energy prices then falling sharply, this is probably the peak. The biggest problem for the Fed is the mounting evidence of a strong pick-up in cyclical price pressures e.g., in rent which has hit a decades high.
 - **Shortages of labour** have also been driving up wage rates sharply; this also poses a considerable threat to feeding back into producer prices and then into consumer prices inflation. It now also appears that there has been a sustained drop in the labour force which suggests the pandemic has had a longer-term scarring effect in reducing potential GDP. Economic growth may therefore be reduced to between 2 and 3% in 2022 and 2023 while core inflation is likely to remain elevated at around 3% in both years instead of declining back to the Fed’s 2% central target.
 - Inflation hitting 6.8% and the feed through into second round effects, meant that it was near certain that the **Fed’s meeting of 15th December** would take aggressive action against inflation. Accordingly, the rate of tapering of monthly \$120bn QE purchases announced at its November 3rd meeting. was doubled so that all purchases would now finish in February 2022. In addition, Fed officials had started discussions on running down the stock of QE held by the Fed. Fed officials also expected three rate rises in 2022 of 0.25% from near zero currently, followed by three in 2023 and two in 2024, taking rates back above 2% to a neutral level for monetary policy. The first increase could come as soon as March 2022 as the chairman of the Fed stated his view that the economy had made rapid progress to achieving the other goal of the Fed – “maximum employment”. The Fed forecast that inflation would fall from an average of 5.3% in 2021 to 2.6% in 2023, still above its target of 2% and both figures significantly up from previous forecasts. What was also significant was that this month the Fed dropped its description of the current level of inflation as being “transitory” and instead referred to “elevated levels” of inflation: the statement also dropped most of the language around the flexible average inflation target, with inflation now described as having exceeded 2 percent “for some time”. It did not see Omicron as being a major impediment to the need to act now to curtail the level of inflationary pressures that have built up, although Fed officials did note that it has the potential to exacerbate supply chain problems and add to price pressures.
See also comments in paragraph 3.3 under PWLB rates and gilt yields.
 - **EU.** The slow roll out of vaccines initially delayed **economic recovery** in early 2021 but the vaccination rate then picked up sharply. After a contraction of -0.3% in Q1, Q2 came in with strong growth of 2%. With Q3 at 2.2%, the EU recovery was then within 0.5% of its pre Covid size. However, the arrival of Omicron is now a major headwind to growth in quarter 4 and the expected downturn into weak growth could well turn negative, with the outlook for the first two months of 2022 expected to continue to be very weak.
 - **November’s inflation figures** breakdown shows that the increase in price pressures is not just due to high energy costs and global demand-supply imbalances for durable goods as services inflation also rose. Headline inflation reached 4.9% in November, with over half of that due to energy. However, oil and gas prices are expected to fall after the winter and so energy inflation is expected to plummet in 2022. Core goods inflation rose to 2.4% in November, its second highest ever level, and is likely to remain high for some time as it will take a long time for the inflationary impact of global imbalances in the demand and supply of durable goods to disappear. Price pressures also increased in the services sector, but wage growth remains subdued and there are no signs of a trend of faster wage growth which might lead to *persistently* higher services inflation - which would get the ECB concerned. The upshot is that the euro-zone is set for a prolonged period of inflation being above the ECB’s target of 2% and it is likely to average 3% in 2022, in line with the ECB’s latest projection.
 - **ECB tapering.** The ECB has joined with the Fed by also announcing at its meeting on 16th December that it will be reducing its QE purchases - by half from October 2022, i.e., it will still be providing significant stimulus via QE purchases for over half of next year. However, as inflation will fall back

sharply during 2022, it is likely that it will leave its central rate below zero, (currently -0.50%), over the next two years. The main struggle that the ECB has had in recent years is that inflation has been doggedly anaemic in sticking below the ECB's target rate despite all its major programmes of monetary easing by cutting rates into negative territory and providing QE support.

- The ECB will now also need to consider the impact of **Omicron** on the economy, and it stated at its December meeting that it is prepared to provide further QE support if the pandemic causes bond yield spreads of peripheral countries, (compared to the yields of northern EU countries), to rise. However, that is the only reason it will support peripheral yields, so this support is limited in its scope.
- The EU has entered a **period of political uncertainty** where a new German government formed of a coalition of three parties with Olaf Scholz replacing Angela Merkel as Chancellor in December 2021, will need to find its feet both within the EU and in the three parties successfully working together. In France there is a presidential election coming up in April 2022 followed by the legislative election in June. In addition, Italy needs to elect a new president in January with Prime Minister Draghi being a favourite due to having suitable gravitas for this post. However, if he switched office, there is a significant risk that the current government coalition could collapse. That could then cause differentials between Italian and German bonds to widen when 2022 will also see a gradual running down of ECB support for the bonds of weaker countries within the EU. These political uncertainties could have repercussions on economies and on Brexit issues.
- **CHINA.** After a concerted effort to get on top of the virus outbreak in Q1 2020, economic recovery was strong in the rest of **2020**; this enabled China to recover all the initial contraction. During 2020, policy makers both quashed the virus and implemented a programme of monetary and fiscal support that was particularly effective at stimulating short-term growth. At the same time, China's economy benefited from the shift towards online spending by consumers in developed markets. These factors helped to explain its comparative outperformance compared to western economies during 2020 and earlier in 2021.
- However, the pace of economic growth has now fallen back in **2021** after this initial surge of recovery from the pandemic and looks likely to be particularly weak in 2022. China has been struggling to contain the spread of the Delta variant through using sharp local lockdowns - which depress economic growth. Chinese consumers are also being very wary about leaving home and so spending money on services. However, with Omicron having now spread to China, and being much more easily transmissible, this strategy of sharp local lockdowns to stop the virus may not prove so successful in future. In addition, the current pace of providing boosters at 100 billion per month will leave much of the 1.4 billion population exposed to Omicron, and any further mutations, for a considerable time. The **People's Bank of China** made a start in December 2021 on cutting its key interest rate marginally to stimulate economic growth. However, after credit has already expanded by around 25% in just the last two years, it will probably leave the heavy lifting in supporting growth to fiscal stimulus by central and local government.
- Supply shortages, especially of coal for power generation, were causing widespread power cuts to industry during the second half of 2021 and so a sharp disruptive impact on some sectors of the economy. In addition, recent regulatory actions motivated by a political agenda to channel activities into officially approved directions, are also likely to reduce the dynamism and long-term growth of the Chinese economy.
- **JAPAN.** 2021 has been a patchy year in combating Covid. However, recent business surveys indicate that the economy has been rebounding rapidly in 2021 once the bulk of the population had been double vaccinated and new virus cases had plunged. However, Omicron could reverse this initial success in combating Covid.
- The Bank of Japan is continuing its **very loose monetary policy** but with little prospect of getting inflation back above 1% towards its target of 2%, any time soon: indeed, inflation was negative in July. New Prime Minister Kishida, having won the November general election, brought in a supplementary budget to boost growth, but it is unlikely to have a major effect.
- **WORLD GROWTH.** World growth was in recession in 2020 but recovered during 2021 until starting to lose momentum in the second half of the year, though overall growth for the year is expected to be about 6% and to be around 4-5% in 2022. Inflation has been rising due to increases in gas and electricity prices, shipping costs and supply shortages, although these should subside during 2022.

While headline inflation will fall sharply, core inflation will probably not fall as quickly as central bankers would hope. It is likely that we are heading into a period where there will be a **reversal of world globalisation** and a decoupling of western countries from dependence on China to supply products, and vice versa. This is likely to reduce world growth rates from those in prior decades.

- **SUPPLY SHORTAGES.** The pandemic and extreme weather events, followed by a major surge in demand after lockdowns ended, have been highly disruptive of extended worldwide supply chains. Major queues of ships unable to unload their goods at ports in New York, California and China built up rapidly during quarters 2 and 3 of 2021 but then halved during quarter 4. Such issues have led to a misdistribution of shipping containers around the world and have contributed to a huge increase in the cost of shipping. Combined with a shortage of semi-conductors, these issues have had a disruptive impact on production in many countries. The latest additional disruption has been a shortage of coal in China leading to power cuts focused primarily on producers (rather than consumers), i.e., this will further aggravate shortages in meeting demand for goods. Many western countries are also hitting up against a difficulty in filling job vacancies. It is expected that these issues will be gradually sorted out, but they are currently contributing to a spike upwards in inflation and shortages of materials and goods available to purchase.

Appendix D – Interest Rate Forecasts – 22nd December 2021

The Council has appointed Link Group as its treasury advisor and part of their service is to assist the Council to formulate a view on interest rates. These are forecasts for certainty rates, gilt yields plus 80bps:

Link Group Interest Rate View 20.12.21														
	Dec-21	Mar-22	Jun-22	Sep-22	Dec-22	Mar-23	Jun-23	Sep-23	Dec-23	Mar-24	Jun-24	Sep-24	Dec-24	Mar-25
BANK RATE	0.25	0.25	0.50	0.50	0.50	0.75	0.75	0.75	0.75	1.00	1.00	1.00	1.00	1.25
3 month ave earnings	0.20	0.30	0.50	0.50	0.60	0.70	0.80	0.90	0.90	1.00	1.00	1.00	1.00	1.00
6 month ave earnings	0.40	0.50	0.60	0.60	0.70	0.80	0.90	1.00	1.00	1.10	1.10	1.10	1.10	1.10
12 month ave earnings	0.70	0.70	0.70	0.70	0.80	0.90	1.00	1.10	1.10	1.20	1.20	1.20	1.20	1.20
5 yr PWLB	1.40	1.50	1.50	1.60	1.60	1.70	1.80	1.80	1.80	1.90	1.90	1.90	2.00	2.00
10 yr PWLB	1.60	1.70	1.80	1.80	1.90	1.90	2.00	2.00	2.00	2.10	2.10	2.10	2.20	2.30
25 yr PWLB	1.80	1.90	2.00	2.10	2.10	2.20	2.20	2.20	2.30	2.30	2.40	2.40	2.50	2.50
50 yr PWLB	1.50	1.70	1.80	1.90	1.90	2.00	2.00	2.00	2.10	2.10	2.20	2.20	2.30	2.30
Bank Rate														
Link	0.25	0.25	0.50	0.50	0.50	0.75	0.75	0.75	0.75	1.00	1.00	1.00	1.00	1.25
Capital Economics	0.25	0.25	0.50	0.75	0.75	0.75	0.75	1.00	1.00	-	-	-	-	-
5yr PWLB Rate														
Link	1.40	1.50	1.50	1.60	1.60	1.70	1.80	1.80	1.80	1.90	1.90	1.90	2.00	2.00
Capital Economics	1.40	1.40	1.50	1.50	1.60	1.70	1.70	1.80	1.90	-	-	-	-	-
10yr PWLB Rate														
Link	1.60	1.70	1.80	1.80	1.90	1.90	2.00	2.00	2.00	2.10	2.10	2.10	2.20	2.30
Capital Economics	1.60	1.60	1.70	1.70	1.80	1.80	1.90	2.00	2.00	-	-	-	-	-
25yr PWLB Rate														
Link	1.80	1.90	2.00	2.10	2.10	2.20	2.20	2.20	2.30	2.30	2.40	2.40	2.50	2.50
Capital Economics	1.80	1.80	1.90	1.90	2.00	2.10	2.10	2.20	2.30	-	-	-	-	-
50yr PWLB Rate														
Link	1.50	1.70	1.80	1.90	1.90	2.00	2.00	2.00	2.10	2.10	2.20	2.20	2.30	2.30
Capital Economics	1.40	1.50	1.60	1.70	1.80	1.90	2.00	2.20	2.30	-	-	-	-	-

Powys County Council Reserves Policy

Introduction

This policy establishes a framework within which decisions will be made regarding the level of reserves held by the Council and the purposes for which they will be maintained and used.

The requirement for Financial Reserves is acknowledged in statute. Sections 32 and 43 of the Local Government Finance Act 1992 requires authorities to have regard to the level of reserves needed for meeting estimated future expenditure when calculating the budget requirement.

There are also a range of safeguards in place that help prevent local authorities over committing themselves financially. These include:

- The balanced budget requirement
- Chief finance officers' duty to report on the robustness of estimates and adequacy of reserves when the authority is considering its budget requirement (Section 25 of the Local Government Act 2003)
- The legislative requirement for each local authority to make arrangements for the proper administration of their financial affairs and that the chief finance officer has responsibility for the administration of those affairs as set out in Section 151 of the Local Government Act 1972.
- The requirements of the Prudential Code.

These requirements are reinforced by section 114 of the Local Government Finance Act 1988 which requires the chief financial officer to report to all the authority's councillors if there is or is likely to be unlawful expenditure or an unbalanced budget. This would include situations where reserves have become seriously depleted and it is forecast that the Authority will not have resources to meet its expenditure in a particular financial year.

Definitions

Reserves are sums of money held by the Council to meet future expenditure.

Types of Reserve

General Fund Reserves – to meet short term, unforeseeable expenditure arising from unexpected events or emergencies. To enable significant changes in resources or expenditure to be properly managed over the period of the Medium Term Financial Strategy.

Earmarked and Specific Reserves – to meet known or predicted requirements, or established by statute.

Unusable reserves – these arise out of the interaction of legislation and proper accounting practice either to store revaluation gains or as adjustment accounts to reconcile requirements driven by reporting standards to statutory requirements. These reserves are not backed by resources and cannot be used for any other purpose.

Reserves should not be held without a clear purpose.

General Fund Reserves

In assessing the appropriate level of reserves the Authority will ensure that the reserves are not only adequate but also necessary and will be appropriate for the risk (both internal and external) to which it is exposed.

In assessing its financial risk the Chartered Institute of Public Finance and Accountancy (CIPFA) has issued guidance on the factors that should be considered:

- Budget Assumption for inflation and interest rates
- Estimates of the level and timing of capital receipts
- The treatment of demand led pressures
- The Authorities track record in budget and financial management
- Treatment of planned efficiencies/savings
- The financial risk inherent in any significant new funding partnerships, major outsourcing and capital developments
- The likely level of Government support to deal with major unforeseen events
- The adequacy of the authority's Insurance arrangements
- The Authority's virement and end of year procedures in relation to budget under and over spends
- The general financial climate and future funding assumptions

The risk assessment will be reviewed annually.

The appropriate level of General Fund Reserves will be determined annually as part of the Budget Setting process and Medium Term Financial Strategy and will be subject to approval by the Cabinet and Full Council.

The Financial Strategy will set out the level of planned reserve balances including financial arrangements for any replenishing of reserves, it will also confirm acceptable thresholds above and below the balance. If the balance falls outside of these thresholds a plan will be agreed by Cabinet to restore balances to the appropriate level.

Earmarked and Specific Reserves

These are required for specific purposes and are a means of building up funds to meet known or predicted liabilities. By nature these reserves balances do not have minimum and maximum thresholds. Creation of such reserves must be approved by the Strategic Director of Resources.

Balances should be reasonable for the purpose held and must be used for the item for which they have been set aside, if circumstances arise to which the reserve is no longer required for its original purpose they will transfer to the General Fund Reserve.

Ringfenced Reserves

Housing Revenue Account

The Housing Revenue Account is ringfenced this means that HRA resources may only be expended with the HRA. Councils are not allowed to transfer resources between the HRA and their general funds. The Balance on the HRA is held in a ringfenced reserve.

Schools Reserves

Schools are able to carry forward surplus and deficit balances from one year to the next and utilise these balances for managing changes in pupil numbers and funding, or the funding of projects and future liabilities. The balances are held by individual schools, they are not for general Council use. Guidance on the level of balances held, and possible clawback of funds by the Authority is documented within section 4 of Powys' Scheme for the Financing of Schools.

Reporting of Reserves

The balances and movement of all reserves is required to be reported within the Authorities Annual Statement of Accounts.

The balance held and projected movement of useable reserves is reported monthly as part of the Budget Monitoring Report to Cabinet, this includes the level of reserves held against the threshold set for the year.

This page is intentionally left blank

A background image for the header showing a close-up of a £10 banknote and several gold coins on a wooden surface.

Arolwg Cyllideb Cyngor Sir Powys Powys County Council Budget Survey

This report contains the findings from the Budget survey conducted from 22nd November 2021 to 19th December 2021.

The survey was advertised to stakeholders via external communications channels including press, email, and regular social media posts and internally to staff.

There were 493 respondents in total.

Please note: Not all questions were answered by all respondents.

Background

The Council has faced unprecedented challenges over the last 20 months due to the impact of the Covid-19 pandemic, which has dominated our activities and that of the county's communities. We want to hear the opinions of residents, businesses, and other stakeholders, as part of the budget setting process so that we can support our communities, where needed, in the coming financial year.

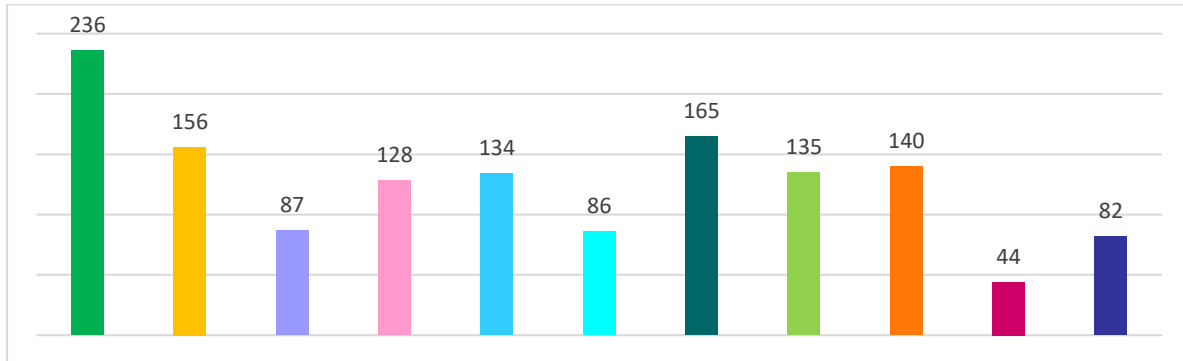
As we continue to focus on post Covid-19 recovery, balancing the limited funding against growing demand for our services, using resources effectively to deliver the best outcomes for local people, and achieving the Council's key priorities, this is your opportunity to provide us with your views and insights on our funding priorities, Council Tax levels and recovery plan. Our aim is to align our communities' visions and expectations with those of the Council and Councillors, making Powys a fantastic place in which to live, learn, work and play.

Our budget survey happens every year and allows us to understand what our residents, businesses and communities feel is important and should be prioritised in the coming years.

Through this engagement exercise stakeholders were also able to find out more about the services we provide, and how they are funded through a short animation: <https://youtu.be/30gBsIPy5R0>

Post-Covid Priorities

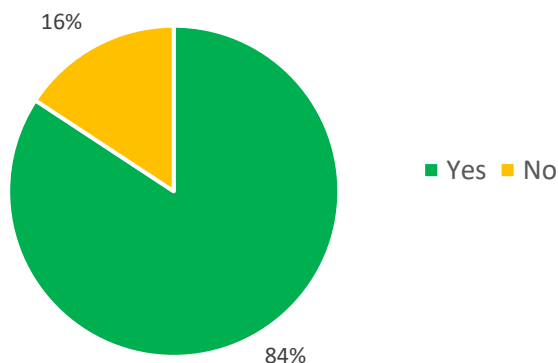
Q1. As we emerge from the Covid-19 pandemic, which of the following priorities do you think we should focus our budget on? (Please select a maximum of three options)



- Improving health and care for our local communities
- Supporting the older and vulnerable people
- Supporting people to live active, healthy lives
- Prioritising mental health
- Making more good quality homes available for our residents
- Supporting young people - Upskilling (for example - Digitally) which will lead to sustained employment
- Supporting the local economy to recover from the pandemic
- Creating opportunities for employment within our communities
- Education
- Supporting cultural services and tourism
- Developing and maintaining our open spaces

Q2. The pandemic has shown us new ways of working, with many services being delivered digitally and via homeworking. Do you think we should continue to push forward with new modern ways of delivering council services, not only cutting costs but cutting carbon omissions too?

Yes	412
No	77



Q3. Are there any other changes to council services that you would like to remain permanent or be developed? Please tell us the name of the service and the change you would like to see:

Stop second home and holiday home/AirBNB ownership across Wales - it is destroying local communities and will deprive us of services in the medium to long-term.
Further development of the councils leisure centre offering, physical activity is great for overall health and well-being and reducing pressure on healthcare services
Having council employees just respond would be a start
That more Welsh speakers to take on point of contact services eg Council Tax.
need to empty the street litter bins more often they are always overflowing
Public libraries as information and digital support hubs, open and accessible for long hours
Tesco and coop are recycling flimsy plastic please can powys start to collect and do the same. Also the bin timetable doesn't read for my postcode and with a collection once every three weeks this is really difficult as someone with impaired executive function. I need to be able to look it up online!
<ul style="list-style-type: none"> - Offer tax discount for those that don't use public transport or other services and also for those on greener energy source etc. Tax is very expensive and takes significant part of the wage - Live and let live (whether vaccinated or not) - promote living wages - Introduce vending machines with drinks snacks, and things like hand sanitizers - more self service points across towns and villages - Thank you for looking into it
Make them all work from home
The council tax is a ridiculous amount of money every month to be paid with not much in return
<p>I like the idea that care services are provided within communities and not day centres.</p> <p>I would like to see more kerbside recycling - eg fabric items that can't be reused, all plastics including soft plastics</p> <p>Don't grit dry roads - gullies could be emptied and roadside edges swept to keep water off road surfaces</p>
Refuse service could do with supervising properly, once the recycling people have been round there is a vast amount of rubbish left on the roads!
I don't want to see services added. Council tax is already far too high. ALL incomes are under pressure at the moment (and have been for years) inflation is about to rise rapidly and we as a population do not have the ability to demand extra income unlike the council which has the legal position of issuing a demand which then becomes a debt on a population that mostly does not have the ability to pay.
There is a vital need in all public sector service provision to abandon centralised command and control and embrace delegation to those delivering services.
Less councillors less tax
Go back to face to face meetings in the housing services . Tenant participation is not through a screen .
I'd love for you to actually fix the back roads please instead of just filling them with temporary fillers that get worn away a month later
<p>General.</p> <p>Employment on ability not face fits as is currently used.</p> <p>Review and appraise all levels staff annually. Help under performers (more than is aparent) but prepare to replace as necessary. Empower the good ones.</p>
Council Tax reduced majorly
Yes get rid of the highly paid fat cats
Free garden rubbish collection Not eco friendly to drive into potters
Cheaper car parking for workers

More services and information online is very helpful
Council meetings should stay online but councillors wages cut accordingly
why pay council highways employees full wages for sitting in vehicles doing nothing and working very little not all but the bad ones need to be weeded out
I feel we have poor value for money
More support for mental health. More support for older people Needing care (such as day centres)
More investment in schools especially opportunities fir children to get out of schools on trips to get life lessons
I don't know
Household rubbish bins collected once every 4 weeks
I would like to see Pavements cleared of debris on a regular basis in order for Mobility Scooter Users & Pedestrians to use safely.
Council tax costs are crazy, need to be reduced.
Look at the structure with in the council far to many cheifs not enough indians!
Don't bump up the cost too much it's a struggle as it is
Paying council support workers more money out in the community in all weather's
Tenancy related Floating support
3 choices are a bit limiting. It might help to group the choices by Statuary obligations and "the rest".
Less services
Free childcare from age 2
ASSIST for adults services
Cut the number of high paid workers and use the money saved and put it towards the day centres for the elderly.
As far as possible an individual we can talk to who can make decisions
I would like to see more services accessible online
Online meetings which will save on excessive travel to County Hall
Social services especially children's services it's clear it's been poorly managed with the increasing costs & overspend of budget
start saving money-it's so easy to spend taxpayers money on things that are not totally essential! It might be nice and beneficial to some - but are they essential?
More transparency within the Council Services, Councillors being more involved, public being more involved through consultations about their own areas. Eg. COUNCIL & Public come up with a series of ideas for their locality. Committees set up of cross section of public, community council, county council, decide on a few feasible projects, then consultations to allow public to decide what is important to their area. Not like BIDS & Projects that have just had funding..... Theatre Brycheiniog etc..... That's just gaining funding to prop off Powys' own business!!!
Reduce the number of people employed by the council to save money. Start by contracting out highways maintenance and ask does this person add value if the answer is maybe or no get rid of them. If the council was as efficient as the private sector it would employ fewer people or deliver significantly better services
Improve recycling centres - queues much too long, meaning that people are put off from recycling
Homeworking doesn't always cut carbon.
online everything please
Flexible home working with help towards costs of home working, i.e, heating, electricity, etc
More support services for children and families, family centres and early intervention, more playground facilities and play opportunities for children in the Ystradgynlais area

schools, education are rubbish, lazy teacher did nothing last year, yet get a pay rise. primary and highs schools poor quality standards, not pushing kids to develop, no activities for them. gwernyfed finishd at 3 pm, what are kids going to do for the next 2 hours.
NA
Home working makes alot of sense for most, especially team meetings and such like. Pushing more admin onto the customer and online could help minimise pressure on staff. More localised service delivery too e.g. town councils stepping up or using local contactors more and things like community asset transfers for public open spaces and community buildings makes alot of sense to decentralise and reduce travelling for officers and operatives. The flexibility of redeployment and sharing staff is good too, bit more variety for people stuck in the same role for decades and sharing resoruces more, its really broken down the silos and shown that the public sector can deliver rapidly when pushed and red tape is removed.
Mental health is low due to Pandemic in young people especially. I think they should bring back Music Service
Housing - make more housing available
i would like to see powys work closer with voluntary groups who do alot of work and save powys alot of money by supporting people in the community so they dont need powys services example Mid Powys Mind groups like this should have more help and funding from powys as they take and look after alot of social care needs not met by care packages or the hazels
paying council tax online continued
Switch streetlights back on, roads should be fixed, a policy of only considering closing a school if the numbers fall below 40.
All the items in question 1 are important. I hope that by asking for a selection of only 3, you will not neglect the areas which don't get many 'votes'.
A recycling centre close to me. Our nearest one is an hour's drive away and that is neither useful nor ecologically friendly. If we cannot have a recycling center nearby, then I would like the council to collect bulky waste items for free. The current system invites fly-tipping or forces people to drive long distances just to go to the tip, which will do nothing to reduce CO2 levels. In addition, having to pay for bulky waste collection feels like a tax on people like me who do not drive.
More accountability for failures.
More investment in youth services
Road safety is a huge issue on our road as it is hazardous to locals and vulnerable home owners due to the speed of traffic dangerously racing along our narrow lane, as a short cut to the A40.
Sensible rules regarding who can use the School Bus services and better road maintenance (I've now had 2 broken springs on my car in the last 2 years).
Hardship grants very good. Support for pensioners and others on benefits to afford high council taxes.
None
More efforts to maintain health services
More online access
keep the possibility of attending meetings via a video link. reduces transport environmental damage and allows people to be involved.
Continue being able to see or speak to a real person and not make it difficult to access help if required.
Certainly being aware of your carbon footprint and waste management.
A lot of cuts are happening within society and a lot of people have worked from home and have had less expenses and so have saved money perhaps people within the council do not need such a big pay rise as usual
Improve services not change for the sake of it
No comments
Refuge collection

Affordable rental housing
I would like question 2 to be about emissions not omissions!
Employment for young people and more opportunities.
The abolishment of the Planning department as it is not fit for purpose
Support libraries and extend opening hours Support or create children's and family centres Support or create youth clubs, train and employ youth workers Support and develop community centres as community hubs for both services and leisure
Would like to see more extensive recycling facilities available. We should be aiming to recycle anything and everything that can be recycled. The amount of materials such as metals and electronic goods that are currently going to landfill from households is appalling.
Cutting the number of highly paid Directors etc
Improve public bus service provision
Social services doing their jobs properly.
Keep up your communication by these questionnaires. Well done.
Biodiversity and climate change. The Strategy is all words we want to see actual action
Recycling services to remain permanent.
Considerable improvement in road maintenance, particular minor roads, and drainage maintenance which is currently woefully inadequate
Community Engagement
Where possible colocate services (eg libraries) in buildings already used by the public such as supermarkets, one stop shop council access
Ways for engagement with cultural, leisure and tourism organisations to communicate what Powys has in an aligned approach. Find ways for organisations to be active all year round no just in the peak season. We need to sell and celebrate our beautiful blue and green spaces.
Footpath protection and development - service has seriously deteriorated
I would like to see council meetings continue to be online and staff where possible work from home.
Question 2 is a loaded question! Modern ways of delivering services should not preclude being able to meet or talk with somebody face to face.
Current refuse collection every 3 weeks unsuitable for holiday businesses
I would like to see greater financial support for the local community councils so that they can deliver some much needed services in times not only of emergencies. They are best positioned to understand the needs of their individual communities - something that is often lost on the wider County Council. During the various lockdowns there was a considerable amount of community adhesion and support - much of which was based on individuals volunteering their time, resources and energies. This was perhaps one of the positive things of the pandemic. A little bit of financial support to these local volunteers would go a long way to make their efforts more sustainable. Building communities is what Powys Council ought to be putting at the head of their agenda.
Highway Maintenance
More recycling facilities at Parish level. Local bus services are under-used; most elderly people do not use the service and if they did then they should pay something. Medical prescriptions should be charged for; free medicines only encourage wastefulness. Public lavatories should be retained, not closed Street lighting in rural areas should be reduced Community Councils do very little of value and seem to be unnesesaary
Better energy choices
More buses and reliable update facility!! Currently if a bus is late or cancelled it just drops off the electronic timetable and you're stood waiting like a wally and often stranded and then you have to

<p>get a taxi or go back to work and lose your evening waiting for the next bus. Its unacceptable, especially when you're disabled and reliant on these services and despite complaints to my Councillor and the bus company and the senedd nothing is being done. We also need more buses not just every few hours between built and Llandrindod and later in the evening as non-drivers deserve access to cultural facilities the same way drivers do.</p>
<p>Really consider Council charges for older people -Why can't there be a discount for people who pay by Direct debit. At least the council can rely on that payment coming in regularly -even though our pension rises each year it is immediately taken by rising council tax rises.</p>
<p>All departments to remove all senior managerial consultants</p>
<p>We have not emerged from the covid pandemic</p>
<p>NHS Dental Services. In mid Powys these are virtually non-existent. We travel to Hereford for ours. We lived previously in Galloway, which was the same, and the Health Board there set up its own dental practices and employed salaried dentists under the State. We need something similar.</p> <p>Transport. I've put a great deal of thought into this. You recognise the importance of an effective and frequent public transport network, both local trains and buses. However in rural areas there are not many customers providing fares to support the service. If we were to accept the loss implied by removing fares the cost of service provision would not therefore be all that heavily impacted, but the usage of the service would, I suggest, be massively increased. We would then have a truly useful public service, used by many, for very little more than the current cost of one which is little-used. Think road traffic, think pollution, think true service.</p> <p>Small rural towns like Llandrindod (where we live) have car parks to encourage off-street parking, but charge for them with the result that they are little-used. We need to encourage people from outlying rural areas to visit our towns. We need to keep them free of cluttering parking. Let's make the car parks free to use.</p> <p>The life of small Towns is enriched by regular street markets. Let's have a strategy for encouraging and developing them.</p> <p>Let us embrace the digital age by developing an internet news board on which events can be advertised, items offered for sale and services advertised. I would suggest it should be FoC, but if necessary a small fee can be charged to use.</p>
<p>Not sure of what services have been implemented since the pandemic</p>
<p>Highways - Gearing up to provide a lot more electric vehicle charging points and zero emission vehicles for the Council vehicle fleet</p>
<p>Libraries</p>
<p>Recycling soft plastics from home collection.</p> <p>Creating easy access and interesting open spaces in order to assist in supporting people, especially young people, mental health issues</p>
<p>Continue to develop recycling services.</p>
<p>Greater support for services that support climate change - eg, investment in electric car charging points</p>
<p>With regard to the way you have to contact the council for larger problems.</p> <p>I understand that it maybe cheaper to use digital interfaces for communication with PCC, but from what I've noticed while talking to community members a little human contact goes a long way. Simple chat with helpful people is very beneficial to both the sides.</p>
<p>Refuse collection: on bin day, where possible, all households could bring their bins to one location (ie, top of cul de sac) meaning the collection lorry only had to stop / start once. This could save large amounts of fuel and emissions over 12 months by eliminating manoeuvres in streets.</p>
<p>Children's services - more preventative work family centres</p>
<p>You are running a very poor social services at the moment and would like to see that improve immensely</p>
<p>We need an A&E for the health service</p>

Please don't isolate people who have chosen to or can't use the internet. Modern ways are fine if you know how to use them.
I think you should have less bosses and more workers! I also think there should be more money put into all schools not just the Welsh stream. Village schools are vital and need the support.
Provide day care centres again for elderly/ dementia- supporting and combatting loneliness
Some services such as progress approvals for building inspector services or approving minor details, drainage, etc and indeed other services that had necessitated a visit pre pandemic have been discovered to be perfectly ok using emailed pictures, streamed video etc saving hours of travel time and delays. For all services the question is 'can this be done just as well using electronic media?' Very often it can at much lower cost.
people being redeployed from things that the public don't find of any value to things that they do.
Lower taxes for individuals
Re question 2. Learn to spell!
car park should be free no bus service in rural areas you go to town park up find out you have no change go and get some come back to a ticket
Consider waste in all respects, not just recycling but within services generally.
N/A
Environmental services
online meetings first
Education- not closing schools and planning super schools which are culturally inappropriate.
Children Services
Resources in the county need urgent support particularly in the care sector. Reablement needs more staff in order to provide more frontline, short intervention services. There needs to be more domiciliary care and micro-enterprises as there is currently a significant lack of resources which significantly impacts on being able to support the older and more vulnerable citizens of Powys.
The opportunity to visit the Council Offices for help and assistance should remain.
Better communication with residents
I've just had dealings with what I suspect are PCC departments working from home. Not impressed by the service I received.
Making the area more attractive, more welcoming to encourage tourism
better maintenance of PRoWs
Remote working as a fixed but flexible option for Social Service staff. Develop the recycling centre in Brecon to house a facility to sell good quality items so that they don't end up in land fill. Just like the recycling centre in Ystradgynlais.
The council should re evaluate the school transport system. As it currently stands, many children are driven to school and back from the rural areas. This while the bus on the route to school is not entirely full. In light of the question 2, surely cutting the community's cost of living and carbon omissions would be factors in the school transport future plans?
Public transport should be improved
Question 2 has obvious bias and trying to lead respondents by the nose to choose 'yes' - which I believe is clear evidence that the council does not listen to people. This needs to change. We need more social housing in Powys for young families so they are not pushed out of the area as well as more job opportunities so they have reasons to stay. While tourism can bring in money, supporting local business that provide goods and services should be more beneficial as they will not be as seasonal - so we should try to make mid Wales more attractive to businesses.
HR and Payroll could be outsourced.
We would like the County Council to talk more to the Town and Community Councils and take more account of our thoughts in how the county council could improve the overall delivery of services at a lower cost. We have several examples in our community area where the County Council has spent significant sums in the last two years replacing the surface of minor roads, it is our view that if the

council had been more proactive in the previous years through the provision of more regular patching then the outcome could of been achieved at a lower cost.
Cut recycling down to fortnightly collections.
We should see the changes that have been necessarily imposed by COVID as opportunities and push to make Powys a more digital place. There will be no doubt some objections from the elderly, these objections should not stop or slow the process but provision to support those residents should be provided as there will be those that struggle with digital services whatever.
do away with some of those with non jobs and focus on those that deliver something tangible for the residents who dont care whether you have a strategy for this that and the other
We are very impressed with the services council provides.
A lot more effort into getting affordable homes for our young people in county. Lower or severely penalise second homes and the ever increasing holiday lets resulting in many homes remaining empty six or month's of the year. My children cannot start on the property ladder, even with deposits ready as they are being gazumped by developers / holiday home folk
Council Officers should be based at a work place, home working results in poor productivity and lack of opportunities to learn on the job
There are still areas that could be slimmed down
More available PHONE NUMBERS to the Council !!!!
services being out and available in the community eg- in community hubs/libraries
More dentists
Road maintenance
I would like the council to take an interest in our environment, by taking care of drainage, verges etc. in Guilsfield many of the drains have been blocked by vegetation which causes issues during periods of flooding. I would also like the council to take an interest in reducing speeding in villages especially near schools.
I think that the benches that have been put onto the streets like in Crickhowell have been a great idea. I would like to see older people helped with things like on line grocery shopping and with other on line services which can be daunting for them.
Permanent
The "on-line" meetings such as "POWYS CC and Town & Community Councils Meeting" & Powys CHC Executive Committee Meeting provide an insight into the matters under discussion and allows "outsiders" to ask questions and understand reasons behind decisions.
Pot holes to be fixed properly not patched by cowboys
During the pandemic I have attempted to contact officers across Planning, Licensing and Environmental Health. It was s my view with home working you have lost accountability. The service that has stood up well is the local Library. Many people need face to face services in our rural communities. The small charity of which I am a trustee stayed open throughout the lockdown doing jobs the Council should have done.
I would like to see a Powys Care Service rather than contracted out domiciliary care. I would like to see more healthy activities for young people.
Planning, make it easier and quicker to arrive at a conclusion and to sort out the Phosphate issue ASAP.
NA
Repair of roads
Digital or On line services are all well and good for those who can access them or have the confidence to do so but face to face options must remain for those members of the community not able to access digital services
Stop wasting money, some projects such as roads cost huge amounts of money. Surely it's possible to do this for less

For school transport to be accessible for all rather than the select few
I would like to see a much more positive attitude to the environment eg leaving wild flowers to grow on roadside verges.
Improving the Broad Band coverage within Powys
I would like PCC to look at the impact of tourism on public services and am keen that the council increases revenue from this industry. For example charging holiday lets and holiday homes full council tax - as they are using public services fully. It's unfair that residents have to foot the bill. Equally, there are opportunities for PCC to increase revenue into the public purse from tourists, for example, increasing parking fees, but offering locals free permits for parking. At the moment the balance seems to benefit the tourist more than the resident. Residents need to see more evidence of public funding supporting them.
Social isolation has become a bigger issue during the pandemic, the Council should focus its services on the founding and funding of community network groups with special attention given to lone home dwellers in rural areas who have become increasingly isolated. Efforts should be made to ensure council staff in service provision and public protection are based in their local communities where they are better placed to offer support
Council tax - make sure this is within a persons ability to pay - not the size of property. Small business start-ups should not be subject to the same rates as multi nationals or chains.
With reference to Q2, council services need to be accessible to all - not everyone has access to or can use services delivered wholly digitally. Similarly if home working by council employees is going to be encouraged they need to be able to access internal resources so that the location of the employee is "invisible" to the users.
Countryside services budget needs to be augmented. At present PCC is failing to meet its statutory duty to maintain rights of way due to insufficient staff and budget
Road drainage needs to be maintained by keeping roadside drains cleared on a regular basis to eliminate surface water on roads and flooding.
planning-officers could be more diligent in ensuring that planning permission is given in accordance with PCC's own policies such as para 4.6.7 of the LDP-for example making sure that applications for 9 houses and another 9 houses immediately next door by the same applicant are treated as one application-and the implications for an 18 house development [such as contributing to infrastructure such as recreation space or a village car park] are insisted upon
I am not aware of any change in services
I suggest if home working continues that you use the many half empty buildings to increase the range of accommodation.
I would like every officer where possible to have the opportunity each day to choose to work from home or work from the office
3 year education admissions go back to having the settings in charge rather than powys admissions. This year has been a shambles and many settings find it very difficult. The system wasn't broken before!
Please develop a plan to open an eatery where all unused food from supermarkets can be given to the community or sold at a cost to main the space where food is being collected.
Disability services in North Powys.
We need to abolish "the Board" system of decision making, it has proven to be undemocratic and unfair.
re establish Publishing all public comments on planning applications on-line
Help and support with getting good internet access especially for remote areas
Don't know. I only use the recycling, refuse collection and the roads. there is a big pot hole that's not been addressed properly.
Reduce the number of councillors and officers so that the wage bill is significantly reduced

<p>I would like essential maintenance tasks to be undertaken. I have been trying for over 3 years to get blocked drains cleared and to get the road bridge over the stream by our house enlarged to reduce the high water levels which now occur during heavy rainstorms, but to no avail. It is pointless to have a system for reporting such issues and then totally ignoring the problems. The system you operate for outside council responsibilities is very poorly managed and grossly inefficient. The people working in these areas need to have targets set for time to complete the activities and monitoring of quality standards. At the beginning of 2021 road potholes were supposed to be repaired. The people performing this task should be given a lifetime achievement award for the time it took them. Most of the time they were either in their cabs or propping up their shovels talking to each other. The so called 'repaired' roads still have many potholes and those that have been addressed are now like speed humps. The asphalt around these repairs have not been sealed and will crumble again this winter due to rain and frost. The roadsides are not swept and so drains which can potentially work are unable to.</p> <p>The service is so poor that I should be receiving a council tax rebate because, other than refuse collection, nothing is done. I consider that we pay excessively for what little service we receive. All drain clearance that has been performed has been by myself on a regular basis to try to safeguard our property. I am 70 years of age and should not have to be doing tasks which are your responsibility. I am contracted to you to pay Council tax and you are contracted to me to provide maintenance and remedial services. At present this is a one way system and you are in breach of contract.</p>
home maintenance, at the moment you can't get repairs done
Extending the sustainability agenda across all services
A much more efficient service required. Stop wasting our money. A maximum salary of thirty thousand per annum for any employee and maximum five thousand expenses and allowances for any councillor
Better and quicker methods of repairing potholes
Free car parking in town centres, this would help to rejuvenate local businesses in town centres, people would visit more often
Administration - Communication and physical contact point with Community. As more Powys CC staff work from home, the Council must maintain and advertise effective physical contact points with the Community - e.g. in the offices in Brecon etc.
I'd like to see a shake up of the council tax banding where properties are allocated the correct banding according to their latest sold price recorded on the land registry website. Instead of simply adding a blanket percentage each year, figure out which properties are underpaying- some of them for decades!
Focus on projects/services that will generate wealth/income/jobs rather than spend money on services that absorb money with no financial returns.
Concentrate on basics please. Stop messing around with schools making some all Welsh speaking so Powys kids have to go over the border to England to get a proper education.
It would be good to have libraries be open and have events there again
It is vital that we retain in person schooling and seek to reduce the overreach of the technology sector into the lives of our younger generation. The success of experiential learning is demonstrable in forest school programmes such as the highly successful Messy Mondays run at Rhayader Primary School for the Welsh stream pupils. Allowing technology companies to harvest data from our young people through the continued use of online learning tools does not amount to educational "equity" and cannot serve their hopes and imaginations as in person, experiential learning can.
Affordable home for people who want to stay local and not move into the area
More recycling facilities for green waste

<p>Please continue to support Library Services. Please amend (Q 2. above) "carbon omissions" to "carbon emissions"</p>
<p>The state of many country lanes are in a very poor condition, upgrade as resources permit. Tourism is essential, link up and renovate the canal system up to Newtown.</p>
<p>Better links between Council and local community activities - we, not us and them</p>
<p>Definitely continue to encourage home working and to hold meetings virtually. Could be improved by provision of local hubs in communities - community spaces that allow people to work remote from their office, but providing space and other services for people that do not have enough space for an office at home.</p>
<p>Carry out policies to counteract climate Change e.g. ensuring all new build homes are fully equipped with solar panels, ground source heat pumps etc. and look at ways of introducing these and similar systems to existing buildings</p>
<p>Develop social clubs for vulnerable/lonely persons</p>
<p>Sensory services - this needs retaining and development. Support for carers. Support for disabled people.</p>
<p>More active policing of illegal off-road motor bikers who are doing extensive damage to wildlife, terrain and environment.</p>
<p>I would like to see communications to both councils/residents improved. I am Chair of Carreghofa CC which is a small council and tends to be "lost" against the larger Councils. We have an older population so publication of decisions may require greater clarification/"deeper" explanation.</p>
<p>Powys should seek to reduce climate emissions and promote use of low carbon materials in construction.</p>
<p>Better maintenance of public footpaths to support outdoor activities which contribute to mental and physical health</p>
<p>Re the above - more modern ways of delivering services are a good thing as long as this does not mean job losses and poorer quality of service if everything is electronic and you can never speak to an actual person.</p>
<p>If only you can speak to someone that would be a bonus, also don't phone in the school time ie 9-9;45 or 2;45 to 4 pm as it's impossible [it would be fantastic if they would get back to you when they say, [awaiting a call back since March 2021 !!!</p>
<p>Less spraying of herbicide on verges and green areas. This is damaging to biodiversity and often unnecessary.</p>
<p>More focus on climate change</p>
<p>Community gardening and growing, support for community projects that support well being.</p>
<p>Long term highway repair. Filling potholes in correctly by digging out square and not just chucking tarmac in the pothole. Long term it lasts longer</p>
<p>Cynnal mwy o bwyllgorau ac ati drwy gyfrwng cyfarfodydd rhithiol (cyfrifiadurol) ar y rhyngwyd.</p>
<p>Cyflogi fwy o fobol sydd yn gallu'r Gymraeg. I bob afran y Cyngor I aros o fewn eu gwariant . I beidio fod yn dibynnol ar godi y treth cyngor i dalu am gor war isn't.</p>

Vision 2025

Vision 2025: “By 2025 Powys will be widely recognised as a fantastic place in which to live, learn, work and play”

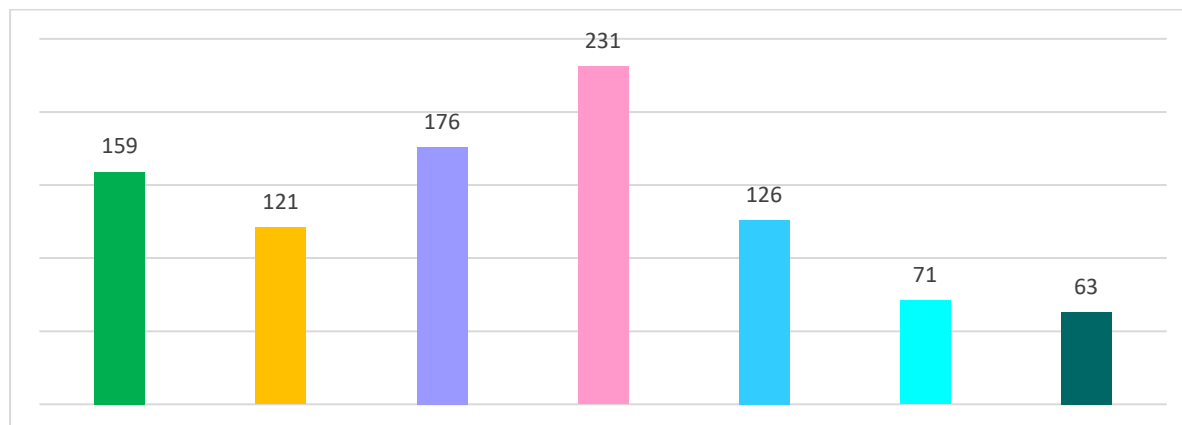
Our Corporate Improvement Plan sets out our vision for the future of Powys and includes four well-being objectives to help make our vision a reality, This plan helps us set the outcomes we aim to achieve, and how we will deliver these through activities planned to meet our objectives.

The four well-being objectives are:

- Economy: we will develop a vibrant **economy**
- Health and Care: we will lead the way in providing effective integrated **health and care** in a rural environment
- Learning and skills: we will strengthen **learning and skills**
- Residents and communities: we will support **residents and communities**

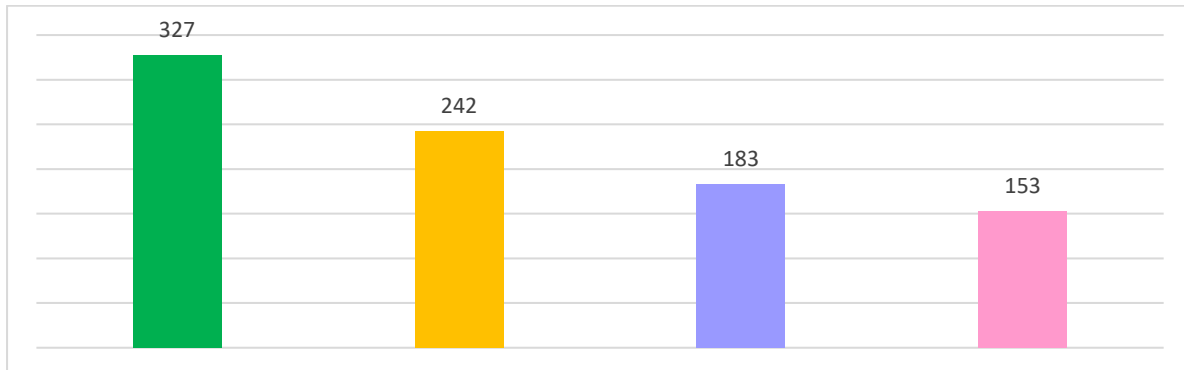
For more information please read more on our website: <https://en.powys.gov.uk/vision2025>

Q4. As part of our Vision 2025 under ‘Economy: we will develop a vibrant economy’, we have the following objectives. Which do you think the council should focus on? (Please tick a maximum of two options)



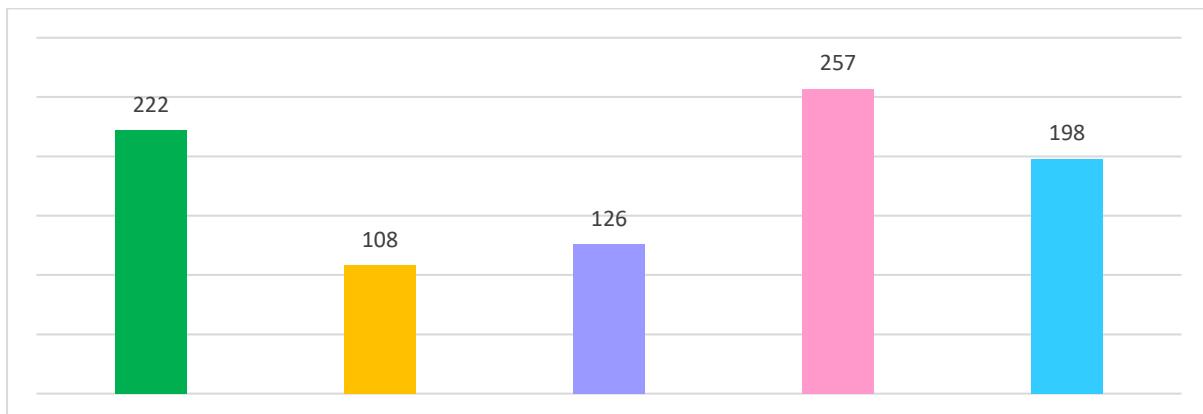
- Provide support for businesses to grow
- Promote Powys as a place to live, visit and do business
- Improve the availability of affordable and sustainable housing
- Improve our infrastructure to support regeneration and attract investment
- Improve skills and support people to get good quality jobs
- By 2024 we will enable people with a disability to have improved opportunities for valued occupation including paid employment
- Creating equality of opportunity for all our staff and take action to close the pay gap

Q5. As part of our Vision 2025 under ‘Health and care: We will lead the way in providing effective, integrated health and care in a rural environment’, we have the following objectives. Which do you think the council should focus on? (Please tick a maximum of two options)



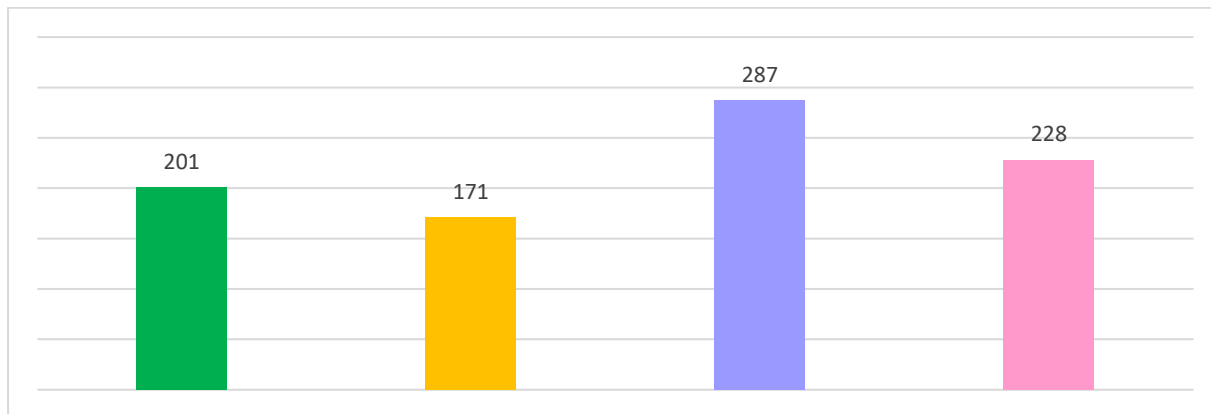
- Ensure that Powys children and young people are safe, healthy, resilient, learning, fulfilled and have their voices heard, valued and acted on
- Ensure that Powys adults are safe, resilient, fulfilled and have their voices heard, valued and acted on
- By 2024, we will improve the availability of accessible homes, adaptable homes, and life-time homes, that provide suitable and sustainable accommodation for future generations
- By 2024, we will help people to get the support they need to prevent homelessness

Q6. As part of Vision 2025 under ‘Learning and skills: We will strengthen learning and skills’, we have the following objectives. Which do you think the council should focus on? (Please tick a maximum of two options)



- Improving educational attainment of all pupils
- Improving the evaluation, planning and coordination of provision for learners with special educational needs and other pupils who may require extra support
- Improving our schools' infrastructure
- Improving the skills and employability of young people and adults
- Improving opportunities and outcomes for children living in poverty

Q7. As part of Vision 2025 under ‘Residents and Communities: We will support our residents and communities’, we have the following objectives. Which do you think the council should focus on? (Please tick a maximum of two options)



- Strengthening community development and resilience
- Strengthening our relationship with residents and communities
- Safeguarding and enhancing the natural environment for residents and communities
- Improving opportunities for our residents and communities to become more digitally inclusive, enabling them to easily access the services they need and participate fully in everyday life

Spending Plans

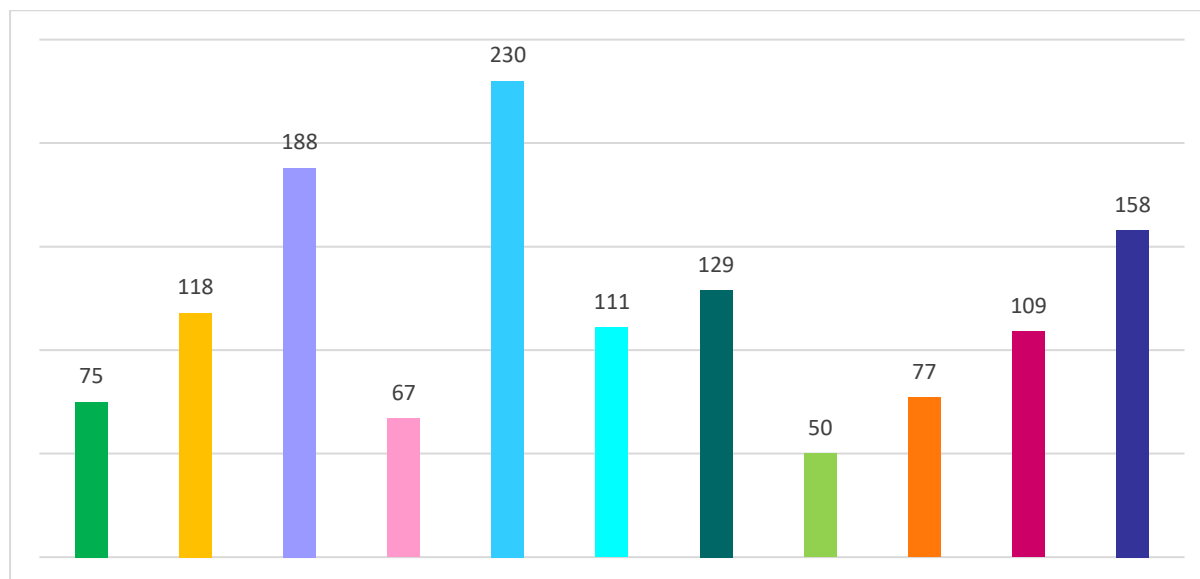
We have two pots of money that make up our budget:

1. Our ‘Capital Budget’, is specifically to invest in major projects and this is funded mainly through grants and borrowing from central government. Interest is charged on the amount we borrow, and this cost is then charged to our Revenue Budget. This means that the more Capital projects we fund, the greater the demand on the Revenue Budget, resulting in less money available for council services.
2. Our ‘Revenue Budget’ pays for all our ongoing council services, and this is funded through the Council Tax you pay, Welsh Government grants and business rates.

Capital Budget

Currently we have a five-year plan to spend £400 million on our Capital Programme. It is expected that this will help to accelerate schools’ transformation and economic recovery, whilst continuing to support local residents, businesses, and communities. We have also been successful in bidding for ‘Levelling Up’ Capital funding which will bring a further £7 million into the county.

Q8. Which of the following three priorities do you think we should focus our Capital spending on? (Please tick a maximum of three options)



- Develop business units for local businesses to establish and expand
- Building new schools and refurbishing existing schools
- Climate change - to become Carbon Neutral by 2030
- Work with partner housing associations to secure the development of extra care housing schemes across the county
- Town centres and regeneration to improve the local economy and tourism
- Creating more facilities for sustainable transport and active travel such as cycling
- Building more council houses
- Improving the leisure centre facilities
- Setting up care homes and facilities to care for children in care
- Support the delivery of improved digital connectivity and encourage businesses and communities to take advantage of technology
- Improving our road networks and maintain bridges

Revenue Budget

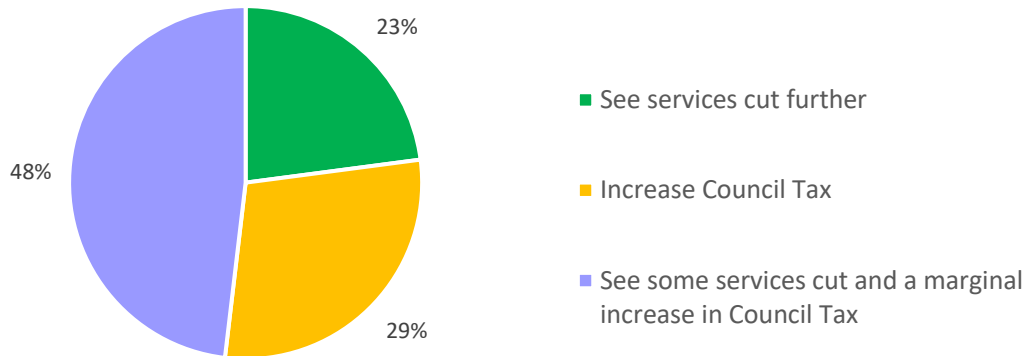
Our net revenue budget is funded in the following way:

Funding Streams	£million
Council Tax	87.9
Welsh Government Revenue Support Grant and Redistributed Business Grants	191.9
Total Funding	279.8

We are reliant on funding from Welsh Government and each year it decides how much each council will receive. We have to predict what this figure will be and plan how to fund council services and their pressures. We will get an indication of the funding from Welsh Government in late December 2021 and confirmation of the final allocation in early March 2022.

Q9. If we receive less funding from Welsh Government than planned, how would you like to see this addressed?

See services cut further	110
Increase Council Tax	139
See some services cut and a marginal increase in Council Tax	231

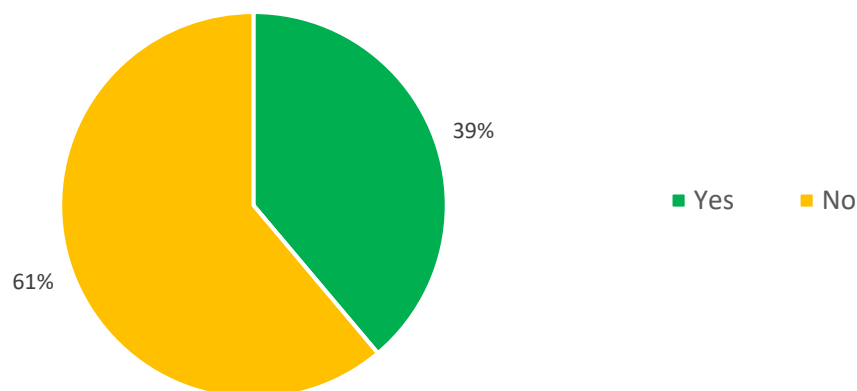


Climate Change

We have recently been successful in bidding for £1 million Community Renewal funding from UK Government to help in the fight against climate change across the county.

Q10. Do you think we (the Council) are doing enough to help with the global challenge of climate change?

Yes	412
No	77



Q11. What other initiatives do you think we should investigate/invest in?

<p>It should be part and parcel of everyday working and form part of commissioning packages, for example where we engage housing builders to build our houses they should do so with trees in mind (avoiding high-maintenance stuff like grass and shrubbery which the council will then need to regularly cut)</p> <p>Housing development (private or public) should also be judged on thier access to play spaces (green land & play parks) which should become standard in all housing developments (over an appropaiate size or next to estates with limited access to playspaces) to ensure they are appealing to families, again consideration should be given to tree planting and solar panels as standard. Making playspaces a key consideration will also mean powys is dedicated in it's aim of becoming a child-friendly county as well as being a big appeal for families wishing to locate to Powys.</p>
Electric vehicle charging points in every town and village.
Greening all council vehicles incl school buses & maintaining roads in very rural areas so pot holes & poor surfaces are addressed so cycling is safer especially at night
Need to consider the global impact, decisions being made in Powys are having. So granting planning to more intensive poultry farms being developed will continue to have an increasing impact on deforestation in the Amazon as forests are destroyed to grow Soya. Soya being the main feed the chickens on these IPU's consume.
Moving fleet to electric vehicles
Better transport options
There's probably more to do but I would say PCC is doing stuff and taking the issues seriously. Electric fleet, grass verges left to flower wherever possible, active travel projects etc.. are all good. Maybe supporting some tree planting in communities working in partnership with various third sector groups maybe...
Solar PV farms and wind farms to generate income streams for the Council, more community woodlands and allotments/food waste/composting/growing/redistribution/local food/farmers markets initiatives
Grants and support to help residents transition to new sources / methods. A buyer consortium for residents, for supply of green energy at affordable prices
The Robert Owen fund is great but over complicated to sign up for. Recycling of flimsy plastic from home rather than coop or tesco, no new builds without solar/ heat pump/ etc, some local North powys trains would be nice but I know that's pie in the sky but no reason more local community busses shouldn't exist even on a ring first basis!
Promote use of green energy and other ways of cutting carbon etc by offering discount to taxes and other benefits
Think more about unnecessary transport - ie closing schools and creating more bus journeys.
Mass Vaccination Centres too far and no family appointments - this should be rectified.
Not sure - but seeing large council buildings sitting empty with the lights on is not encouraging. Support digital working etc and reduce reliance on buildings. Where buildings are needed they need to be sustainable - this includes schools.
None, I think the people of Powys need a break from excessive council taxes that don't deliver a service! People are struggling to make ends meet and the council keep wasting money! Criminal!
I think you should seriously consider NOT expanding what the council undertakes. Councils are very bad at involving themselves in business as can be examples by the many projects councils get involved with and spend money in a wasteful way. I have seen examples over the years as a Powys resident of gross waste, indeed I have been looking at a project in Welshpool that is currently ongoing and far too much money is being spent. It is very easy to spend "other peoples money" council tax needs to be reduced not increased!
The Council needs to focus on the nuts and bolts of providing services today as it's primary focus. Secondary to this climate and environment needs to be a part of every decision made, not and

additional project in it's own right. The grants should be used to facilitate this and to mitigate the costs of making services provided more climatically efficient rather than be separate unconnected projects.
Nothing for kids to do. We get less services for more council tax.
Stop making people travel further for schools and health
Question 9 needs another option to choose from! I don't think anyone would be happy to lose the very limited services we have now, definitely no raise in council tax, we already pay far far too much and paying a little bit more and also losing services really sounds like you are taking the mickey! Option 4 would be use the money you do get better!!
You could start by having more Tetra recycling facilities available, as any Tetra packaging is near impossible to recycle but it's everywhere.
Addressing global challenge proportionally. Powys is an insignificant part with no influence. Grandiose personal vanity projects should be resisted. Cost:benefit all the way and under performance should be addressed quickly and decisively. Stop promoting failures within the system.
Banning HGVs off roads to use bypass only, reduce the amount of traffic lights, stop putting council tax up
More ev charging points
More electric charging points Support stopping Buttington Incinerator unleashing CO2 and gases into the environment by halting the proposals for good
More electric vehicles
Public transport there's little promotion of bus routes, no availability of them in most areas on Sundays. More frequency and look at creating new routes with providers. Trains are unreliable at present focus on that too and put more pressure on TFW to up their game and improve stations. While nice to have cycle lanes a lot of towns aren't suitable (or have lots of hills so many people don't have bikes).
more frequent bin collections. no more selling off public property. make the library in welshpool a library again and turn the museum back into a museum
Force transport for wales to have better services. We are encouraged to use public transport but when trains are late or cancelled and no bus replacement is available then it is officially for me to be green. Encourage more council meetings in the future to be online. Install solar panels on council buildings
Recycling bins in town
Need to focus on people's health and jobs not climate change
Revitalise our road network to support cycling and walking. Public transport like buses and trains are infrequent and not reliable so people revert to using their car.
Reducing waste. More focus on re enable energy sources.
Return free swimming for the over sixties and summer holiday children
Community projects for local people do undertake
Create more parking areas close to older housing areas as these residents will struggle to park and charge electric cars in the future unless something is done now.
Build more recycling facilities.
By all accounts powys are leading the way. And compared to surrounding counties that's very true. Sustaining these levels should be paramount!
More money for support workers out in the community
Rail network, cutting emissions from towns and villages, getting rid of chicken farms!
Water power generation
Just use common sense

Pressure all businesses to take responsibility
Solar.on houses. Absolutely NO more wind farms!
Recycling
Library services
I don't know, but what I do know is your pricing hard working class families out of decent family homes, my tax bill £2570 this year and your already talking about another increase. its getting ridiculous
Solar panel grants
More recycling options
Stop prattling on about climate change-in reality the council are not going to make any difference!
community energy schemes
Not sure I know what is being done, needs more publicising
None if they cost money. Again unless they add value to the economy or improving the skills of our young people they should be left to voluntary organisations or the private sector
The community renewal fund is funding for the community from UK government. This is not council spending. What has the council spent on climate change action? There are so many opportunities on climate change that are also lower cost. There are so many investments in renewable energy which are profitable. The council should be prioritising every project that is both economic and supporting climate change. For example, massive building refurbishment of it's own buildings, LEDs, solar panels on every economic roof, larger renewable energy deployments on council owned land. These can then create long term economic stability for the council with predictable income. Having an enterpenural council which is financially resilient with it's own income streams.
Energy efficiency eg. LED/insulation, active travel, home working (better connectivity, or working hubs), public transport, support green businesses more than others, protect and develop open spaces
Funding/Grants for residents to create renewable energy such as putting in solar panels, ground source heat pumps etc to decrease the need for as much electric, oil, gas etc.
shared broadband in housing units, car share scheme, concerts in the park
We own a huge land areas within Powys which could be utilised for all types of biodiversity gains etc.
All council buildings using renewable energy
More recycling options eg for crisp packets, foil cat food pouches, nappies
sell some buildings, pay staff to work from home, make kids walk cycle to school
NA
more dog poo bins needed county wide
Small community green energy projects that allow small communities who are not connected to all utilities to provide their communities with renewable energy as an alternative to the off grid power sources many of them have to rely upon at present.
Build low carbon council houses
Active travel and low carbon tourism
Re-cycling more. Reduced plastic and ban plastic bottles completely. All building works in National Parks to have wooden windows/doors. More bus/train links Ban plastic on fruit and veg.
recycling in schools is little but never gets done also i thought powys was going paperless that hasnt happened plus why close down rural schools that work and have strong communities around them who would help and do help with the cost of running them just to build a new school somewhere else not very environmentally friendly when you have above the question on how to look after rural settings and encourage people to move to the area how about if it aint broke dont fix it
Electric Vehicle Charging Hubs
better healthcare access

Change the mood music - it's very bad seeing Conservative and Independent councillors moaning and playing politics with motions to combat climate change.
More extensive recycling opportunities
Put major effort into looking at all the ways in which the council and citizens can respond to climate change - e.g. land use, better recycling, renewable energy, home insulation ...
Better recycling depots
More and better recycling, especially from doorsteps.
Reuse, upcycling and recycling. Initiatives to mend/refurbish and sell furniture and electronic items that would otherwise have been thrown away, to salvage metals and minerals from items such as mobile phones for use in making new ones, and as a last resort to recycle more types of material (e.g. tetrapak cartons).
It's impossible to comment since there is insufficient data for me to review.
Educating households through information campaigns, eg leaflets about how to help the environment on a personal level.
Climate change is seriously negatively affecting our biodiversity, so every opportunity should be taken to improve habitats - including supporting farmers to change some of their practises, less mowing of verges, and allowing more wild areas on council-owned land.
Educate the public to accept more onshore wind power.
All council owned/leased vehicles to be electric incl refuse lorries etc. All council owned or rented buildings to be heated via air or ground source heat pumps.
Grants to households to improve house efficiency and sort out the Conservation Officer to enable those in listed houses to install emery saving measures
More recycling i.e. plastics that are at present not recycled
improve public transport, support home insulation, improve recycling, use less plastic
Help develop public transport - lobby got a train every 2 hours, consult on bus services, assist car share schemes. Do not agree to more intensive chickedn farms, ensure education includes climate change issues
Stop the planned incinerator at Buttington, which will add to local pollution.
Encourage us to use more public transport. Introduce us to new bus locations that can be accessed locally eg) Newport, Cwmbran.
A lot of trees in area have been cut down maybe we could plant more trees which may not be too expensive as we have areas in area where trees can be plants without causing too much disruption
Keep peoples bill to a minimum reduce unnecessary spending . Forget climate change quangos that do nothing other than cripple economy and put people on the bread line.
electric car charging points
No comments
<p>None - there is no climate emergency. The climate has been changing - and will continue to change - for as long as the earth has an atmosphere. It is wasteful of resources and dishonest to try and stop the climate changing by focusing on a gas (carbon dioxide) that makes up just 410 parts per million of the atmosphere and less than five per cent of greenhouse gases. Especially as it is a gas that is essential for life on earth.</p> <p>Temperatures even if they increase by two degrees centigrade will still be below those of the Medieval Period (which was followed by the Little Ice Age - 1400 through 1850). The Medieval Period was cooler than the Roman Period which in turn was colder than the Minoan Period. There is robust evidence that increases in CO2 follow - not precede - temperature rises.</p> <p>Climate is influenced among other things by the way the sun burns, the orbit of the earth around the sun, the relationship between the earth and other planets, oceanic and atmospheric oscillations, cloud cover, the tilt of the earth on its axis. It is risible to think that we can, by reducing by a tiny amount the tiny amount of CO2 in the atmosphere that we can outweigh the impact of all those other natural influences.</p>

For the Council to indulge in this really rather silly concept, fashionable though it may be and especially when it will have adverse impacts on our economic, social and environmental sustainability, is not what local (or indeed national) government should be doing.
I believe that you could do a lot more with solar and wind energy due to the vast land available and the number of farms owned by the council
Make supermarkets support local farmers and growers by legislating a % of their stock MUST be from close by. In county at most.
Better Internet and mobile phone coverage to further encourage home working.
Renewable energy
Help with promotion of recyclable packaging and products.
even looking at the way these questions in this survey are being asked shows that a focus on climate change is simply not there. People may well not chose options that are required for climate improvements but councils and governments must implement them regardless. You need to be clever and tackle problems regarding housing and infrastructure on revolutionary ways. We cannot build ourselves out of climate change
Working with farmers to promote sustainable methods that provide income for them and improve the environment Promote farmers' markets and local food box delivery schemes Improve education and training in environmentally sustainable farming and tourism
electric vehicles
Planting community woodlands. Improve the range of products and materials recycled. Aid the agricultural sector in moving away from carbon-generating methods.
More cost efficient and carbon neutral homes
Need more public transport, more electric charging points for cars
Electric car charging infrastructure
plant more trees, forests on Council owned land
Local power generation.
Growing more food locally .
You should first ensure that people involved FULLY understand the impact of the changes being proposed to combat so-called climate change (normally meaning warming). It is evident that the impact of measures such as battery powered vehicles is badly understood. The whole life impact on climate and environment is currently worse that that of fossil powered vehicles. People fail to understand the problems associated with the sourcing and production of the raw materials both for the vehicles and particularly for the battery systems used. Also, it is becoming clear that far from warming we can expect the planet to be cooling over the next 10 to 20 years but this is not properly publicised or promoted as it doesn't suit the agendas of the few.
Less second homes in the community.
Encourage the public with enthusiastic engagement.
We are only just starting to be aware of the challenge, this is a climate emergency and we should be responding accordingly.
An integrated network of traffic-free cycleways. Healthy activity for locals and massive attraction to Green Tourism.
Electric council vehicles. Electric charging points throughout county including on lamp posts.
Retrofitting premeses to make reduce energy consumption. Council vehicles to be electric.
Improve public transport. Discourage private car uses. Provide technical and planning advice to residents who rely on fosil fuels to heat there homes.
Reduce carbon emissions from agriculture
Na
a more robust move towards the use of sustainable energy in their own activities & transport - and attracting and supporting those industries that can produce such technologies across the county

Drop the use of Welsh as a second language wherever possible. It is just an unnecessary use of resources to require the use of Welsh. It also limits the recruitment pool of employees if staff have to be bi-lingual in English and Welsh. Road signs are particularly annoying as there is too much to take in when driving even at 30 m.p.h. There is generally too much "street furniture" on the roads. This is costly and ineffective.
joined-up management so we don't have school children planting wild flowers in verges and Powys council cutting them down !
Inward investment
Allow better energy saving measures to be installed on an older housing stock.
PUBLIC TRANSPORT
We desperately need a A & E department in a good sized hospital. We have to travel 50 miles whichever way we go .Doesn't Cardiff think we are ENTITLED to a good hospital. Do they realise there are people LIVING in MID WALES
Look at more realistic alternatives other then £400,000 electric rubbish wagons that have batteries that are unrecyclable and only last 8 -10 years
Stop closing local schools, this will only increase travel and emissions
Stop giving planning permission to high carbon footprint and polluting industries such as chicken farms. Promote green technologies including solar and wind power. All new buildings should have solar panels or community wind turbines. Promote environmentally, friendly and sustainable farming and provide funding to help farmers do this. Engage with local and national wildlife charities to help educate the general poulation about caring for nature and sutainable living. Encourage supermarkets to reduce food waste by ceasing to use pre packaged vegetables. Support local growers and promote buy local. Ban plastic bags, including bag for life.
Avoiding building on sites liable to flooding or with other environmental impact. Making provision to support electric vehicles suitable for agricultural use. Reducing speed limits on rural roads.
See my comments at start of survey. Additional thoughts might include: Walking and cycling tracks are well worth while. Leisure and sports facilities wherever deficient. Health services, particularly dental and general outpatient facilities. We have very good local hospitals which are under-utilised. (GP services are not too bad.)
Planting schemes above flooding area to absorb rainfall. Electric vehicles for buses and increase amount so more available. public transport, therefore people more likely to use instead of cars
1. Ensure Council buildings and vehicles are carbon neutral by 2030 2. Purchase sustainable & ethical products & services wherever possible 3. Provide grants and advice for residents and businesses to go carbon neutral
better broadband for all : cuts emissions by enabling remote work
Recycle soft plastics from home collection. Increase in electric public vehicles and charge points.
car pooling initiative to cut emissions, enabling community understanding of climate change and how individuals can help with changes to lifestyle through workshops and pop up info stations and children's play
A more sensible source of 'green' energy. Wind farms and Solar are NEVER going to provide the energy we need, focus should be on development of a cheap way to produce hydrogen, then people would not need to follow the UK government's 'pie in the sky' schemes to replace gas boilers with (useless) heat pumps etc - our housing stock is far too old to work with this unproven technology. We also need this irrational stupidity which says we will all have to drive electric cars challenged - in rural areas electric cars are worse than useless, even if they were green (which they are most definitely NOT - we just let other countries mine the rare earth metals needed for the batteries, with all the resultant pollution that causes, and presumably we will export the life expired batteries abroad to be dealt with, so we can 'virtue signal' that we are 'carbon neutral' when we are far from being so.

Promote and subsidise solar heating.
Provide greater support to volunteers and value their contributions
There should be an additional answer to Q10 which states 'don't know'. I do not think you are actively informing people of what you are doing to help with the climate change.
Better links between towns and villages, to facilitate safe cycling and walking instead of motorized transport, for work and recreation.
Ensuring businesses and homes built have green initiatives installed
Powys is pretty green, you don't need to spend too much on it; I can only suggest keeping an eye on illegal dumping, be it farm waste or fly tipping. There is an abundance of cars in the county too, maybe you can look at that if climate change is something you're going for.
See earlier re refuse collection. More integrated public transport utilising low emission vehicles **Address the incessant overuse of traffic lights on the road network, especially where lights remain in place long before and /or after work has completed. This adds tonnes of unnecessary idle engine emissions to the atmosphere, and no doubt considerable extra cost to the works **
keep people better advised on what you have done to help with this challenge
Greener council vehicle and contractor vehicles.
Use Council owned land for solar farms
more public toilets & HGV stops
We need cheaper bulk collections to lower dumping. More recycling but maybe have some in the housing estates. So if collections are missed it doesn't build up,
Reduction in council's carbon footprint eg extension of home working and digital meetings
Lead by example and get more electric vehicles
Support planning permission for small-scale renewables
I think Powys is doing everything it possibly can though we have too many cars per head of population. I'd like to see the numerous bus routes being promoted and fewer cars queuing (with their engines on) on Llanfaes Bridge.
Reduce bosses, if we have less money from government get rid of the bosses
public EV charging infrastructure
Keeping bilingual schools
We are in the midst of a climate crisis, we should be doing everything we can - from promoting sustainable travel and providing the infrastructure for rural communities to use it, to educating out children in schools and improving waste collections. We are a household of 4 adults and could cope with a monthly residual waste collection, for example, but with an increased range of recyclables collected at kerbside (e.g. Tetra Pak, plastic film, small weee and textiles).
Moving to better insulation for houses
Encourage reforestation of the bracken covered commons in the BBNP. Include basic financial literacy and awareness of climate issues in schools.
Provide the means for people to make good choices - active travel (for example) will hit health, well-being, resilience, mental health, poverty, community development. Be the facilitators of it, and then let people get on with it. Don't provide details telling us to cycle /walk more, provide crossings, cycle lanes etc. For example - the cycle path from Llanyre to Llandrindod has tens if not hundreds of people a day using it - that's what we need. Give people the tools.
Increase public transport availability
Discounted fees and taxes for single individuals
Increase EV charging points, public transport, support planning and building control to make housing upgrades easier.

<p>Longer hours for recycling centre. Reduce charges for collection of waste from homes. More clarity in what and and cannot be recycled. More information on where to recycle all waste including single use plastics. More information on damage caused in our community by burning, tipping etc.</p>
<p>Look at home-working as the new ways of working to decrease the amount of cars on the road. Look at having meetings delivered virtually so people aren't having to use carbon emissions to attend an hour long meeting a couple hours away from their home.</p>
<p>Agricultural regulation especially poultry units to fight pollution</p>
<p>Invest to save and improve local community allotments and provide more funding for local community and town councils to deliver what it needs.</p>
<p>Lead the way with making council properties/initiatives green ASAP. Get solar panel on every council building, switch to air and ground source heat pumps, use solar and tidal energy where possible. Start with yourselves to provide a good example, make bigger industries do the same, and help smaller businesses and residents to follow your lead.</p>
<p>Sell off more property for redevelopment.</p>
<p>Plant more trees .</p>
<p>See very few council vehicles running on battery power. Grants for domestic solar power and more efficient boilers.</p>
<p>More electric charging points. More investment in public and community transport to cut down on car use. Maybe bike or scooter schemes in larger towns. More community recycling centres. Stricter building regulations on carbon neutral and energy saving house building - and making sure green spaces are included in every housing development. MUCH stricter control on river pollution - no more large chicken farms and other polluters. Balanced tree planting initiatives - where they are needed not just for the sake of planting them (eg leave bogs as carbon sinks)</p>
<p>More recycling schemes and centres. Support for household energy initiatives.</p>
<p>More upcycling and recycling projects. For example, the change in the road structure in Brecon has reduced the accessibility to drop items off at the charity shops of your choice. I agree that traffic should not go through the centre of town. Pedestrians should have the ability to walk around the shop safely and that the shops have opportunities to increase their footfall by using the area in front of their shops. I love that European feel it brings to the community. If the charity shops had access to a warehouse in the industrial estate. Then people could drop off their unwanted items. They could be processed (creating job opportunities), then sorted to the different shops. As not all shops want big furniture, these could be given to homeless projects or low income families. Or sold to create more revenue to reinvest in different projects. Crafts recycle centre - which could also be used by schools.</p>
<p>Further education in Powys is shocking. Very few courses. Very few venues. Hereford looks to be the closest for my daughter. Set up online/digital colleges for rural learners.</p>
<p>As per question 3 answer</p>
<p>Better home and business insulation</p>
<p>Clean rivers and water courses</p>
<p>During CON29, new reports say that heating has the biggest impact on carbon emissions, so by making staff work from home they are now heating each of their own locations instead of being in one heated location - while of course the impact of this cannot be recorded, the fact that there will be an impact should be recognised by the council as its own doing. To offset this, it would be a good idea to start a insulation subsidy scheme for all Powys homes so if people are homeworking then they are not using so much energy. In particular as a lot of people are in rented homes, incentives for landlords to improve their housing stock.</p>
<p>New concrete mixes that do not add to Carbon footprint ie LC2 / LC3 and the new concrete that stores Carbon. (Available now).</p>
<p>Wind Turbine, Hydro and Solar Power initiatives</p>

Re-evaluate how re-cycling is being provided and aggressively pursue improvements. Move to an all-electric fleet of vehicles as soon as possible. All new vehicles should be electric. Any unexpected replacements should also be electric.
Don't know the answer to #10. Know little about council's initiatives in this area.
Help for old housing stock to insulate and reduce heating - not just roof insulation which most of us can afford - it is double glazing, more efficient heating etc.
More public transport that is frequent and reliable, not for towns and city's, for those of us who want to play their part living semi rural and be able to leave the car on the drive. Failing that and again not in the major towns or cities, electric charging points. I don't live in a major town or city and I only see money and services being poured in those directions
supporting farmers environmental initiatives
Car power points
IF you want vibrant communities STOP closing village schools. If you want to improve education, STOP closing village schools- this unimaginative plan of closing what are hubs of communities goes against all that you say that you want to achieve. What is a community once you have taken the school? Children do well in small village schools - invest in them. Use imagination to perhaps make different schools centres of excellence- Seeing what the council is actually doing undermines all the grandiose promises. Invest in the communities and the children by keeping the village schools.
More cycle networks as a lot of the county's roads are narrow and winding being used by a range of vehicles.
more recycling initiatives
Solar panel fields
Provide more pre school staff. Develop a better pre school admission policy and prioritise locality over age. Currently we have children being driven 30 minutes to a setting because non local children who are months older were given the place over local children. This is not going to help climate change.
Increase the opportunities to recycle a lot of what currently goes into general waste and landfill
public transport improvements for isolated areas to reduce the number of private vehicles on the road
Promote buying hotel and wedding garden hotel
Insulate public buildings and use renewable sources of power everywhere.
Stop paying to have biomass boilers burning for the sake of it
grants to support residential households become more energy efficient e.g. insulation and double glazing and transfer to sustainable energy provision eg wood pellet boilers and air source heat pumps
As a small charity we acquired an electric wheelchair adapted vehicle with National Lottery funding during the pandemic. I do not see the same initiative in the Council. Street lights should be switched off after midnight. There should be initiatives to work with schools to reduce overnight lighting of premises. Work should be undertaken to work on initiatives to help people in their homes to reduce power usage. This was done during the 1970s during the power crisis and should be considered again. The Council should look to invest in community gardens/allotments. It should look at how it uses its own buildings rather than close them. It should support local power generation. There should be a focus on the environment and planning should address the rise of industrial farming by large companies in the County which are leading to road congestion with large chicken lorries and pollution of our natural environment in particular the Wye.
solar panels on all council buildings.
Help with insulating homes, there are a lot of v old buildings in Powys and they are hard to insulate, there needs to be a better more workable aim to help insulate whilst maintaining their historic value
More electric car recharging point in car parks.
Water and wind generation of power
Investigate realistic ways in which our communities can move forward to becoming sustainable and how the council delivers this practice.

<p>Small Hydro electric stations on our waterways to power local communities.</p> <p>Encourage food closer to home</p> <p>Help support initiatives from local people who have carbon neutral ideas that could be scaled up</p> <p>Tree planting and green spaces built into any new build. But also plants trees and food producing trees and bushes on any council land so homeless can feed themselves...apple trees etc</p> <p>Encourage more recycling and upcycling schemes</p> <p>Use of wool as insulation</p> <p>Build houses fit for the future</p> <p>Encourage all schools to have their own veg garden tended by pupils</p> <p>Encourage eco farming</p> <p>Support young farmers to help change farming practices whilst remaining viable</p> <p>Create more allotments and community growing spaces which also helps mental health</p> <p>Support more health teams so that they have responsible for a more defined smaller community without having to drive all over part of the county. (like the village district nurse of old)</p>
<p>more ev charging points (free)</p>
<p>More recycling, currently there is a lot of plastic that is not recycled by the council</p>
<p>Allowing children to access schools within their local area rather than building huge schools which are further away and thereby increasing the need for transport</p>
<p>The environment - biodiversity eg ban the use of pesticides or herbicides this would save money.</p> <p>Tree planting. Encourage organic farming. Encourage community projects to set up growing and selling local produce.</p>
<p>Be much smarter about climate initiatives — https://copenhagenconsensus.com/copenhagen-consensus-climate</p>
<p>We need to establish better county wide coverage of Broad Band, encourage the development of the economy making Powys a place where companies want to locate to and operate from and we need to be providing sustainable and affordable housing to encourage our young people to stay within the County of Powys.</p>
<p>Alternatives to car transport</p> <p>Reducing the need to travel</p> <p>Green energy</p> <p>Local food production</p> <p>Supporting local business to generate local supply chains</p> <p>Supporting homes to be carbon neutral</p> <p>Investing in biodiversity</p> <p>Supporting the use of local natural resources, eg. wool and industries that could be developed for this</p> <p>Investing in the circular economy</p> <p>Investing in existing buildings rather than building new</p> <p>Supporting town centre regeneration to create a 'shop local' trend</p> <p>Tree planting (recently a lot of trees that were planted by volunteers were cut down in Brecon by PCC contractors)</p> <p>Carbon locking</p> <p>Committing to plastic free council run organisations - eg. schools</p> <p>Locally produced school meals</p> <p>etc. etc.</p>
<p>Sustainable employment through local businesses, with local people becoming stakeholders so money is reinvested in the local community with priority given to establishing local business over multinationals</p>
<p>Solar panels grants of say 50% to encourage people to get them</p>
<p>Support homes to become more eco friendly with double glazing and new boilers for ALL homes not just unemployed</p>

Invest in proper recycling - don't export to China, Repair, Reuse and recycle here providing jobs and skills and use the recycled goods to produce a revenue stream.
Re-use centres such as that at the recycling centre at Lower Cwmtch should be expanded and replicated at council properties. 😊
Restore rail links
Use local (Powys contractors and not just one like currently to install more car chargers and make The existing infrastructure more efficient ie energy saving solutions to all Housing and council buildings
Electric vehicles
PROVISION OF TRAINING FOR ADVISORS AND MAINTAINERS OF NEW TECHNOLOGIES IMPROVEMENT OF INSULATION OF COUNCIL HOUSING AND OFFICE STOCK
Electric charging points to support the infrastructure to run electric vehicles.
not sure what you are already doing-but supporting regenerative farming might be a good thing
Protecting the rivers being dumped into
Sustainable transport infrastructure, particularly cycling, and encouraging participation.
I don't really know what you are doing now. But providing better access to good digital solutions and better cycles tracks and places to park bikes in towns should help
Recycle soft plastics until these are actually replaced with more sustainable alternatives
Investment in buildings - lots of buildings and schools are single glazed, not insulated and leads to excessive heat being lost. Find a way to process soft plastics for recycling
Bike paths on the road and in the public fields/woodlands
plant trees
Wind, sun and hydro energy.
Increase opportunities for efficient recycling and reuse of items that still have plenty of life. Encourage sharing of resources so that people can loan seldom used equipment rather than own it. Invest in renewable forms of energy e.g. wind to power public buildings and communities.
More support for power generation from relatively small hydro schemes.
Do not close rural schools, this necessitates more transport hence more environmental damage electric vehicles and charging points maybe hydrogen too, planting trees
You should investigate how and why there are so many IPUs in this county as compared with others across the nation - they not only create pollution but are also having a negative effect on tourism and residential amenity for a minimal amount of employment created (the bulk of which is construction and processing which takes place outside the county). A few are gaining large profits to the detriment of the many.
Improve energy efficiency and the long term cost savings this can bring. Deploy renewable energy and the income generation this can provide. Realise the cost savings from switching to electric vehicles. Consider social return on investment, use life time costing and consider the costs of inaction. Use the high level position of finance to bring together departments and find lowest cost solutions through integration.
Totally transform digital connectivity in Powys Car charging points Much enhanced local support, including financial support, for local residents in old housing stock, to address home heating issues Expanded and improved facilities for recycling Enhance public transport
You appear to miss out your primary task of maintenance and remedial work as highlighted earlier in this survey. This should be your No 1 activity with other topics lower down the pecking order.
Water generation of electricity
Community open spaces and outdoor family leisure places eg parks

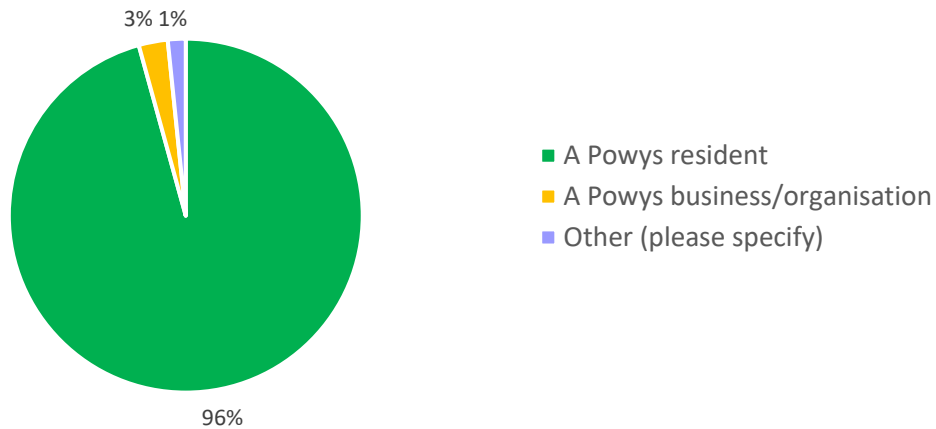
electric car charging points
Electric powered public transport and increased recharging electrical points for privately owned electric vehicles within residential areas and public parking areas.
Increase electrical microgeneration capacity on existing urban roof area.
Reducing carbon footprints - more electric vehicles
Concentrate on what we need now, not what the climate might be in a hundred years
the installation of solar panels and battery storage on every council house new and old improve insulation on all council houses and buildings
Electric/ hydrogen vehicles
Solar panels fixed to the roof of every new build property and grants available for home owners to fit to existing properties without them
- Supporting provision of electric vehicle charging points - Seeding / promoting local initiatives for improving home insulation
Cut the pay at the top thus saving the increase of council tax AGAIN. It has become extortionate! Check that every house is correctly banded, thus recouping hundreds of thousands.
Recycling of soft plastics (packaging/wraps etc)
Tree planting in council owned land. Let roadside verges go uncut so wildflower and insect habitat is protected.
I am concerned about the run-off of nitrogen rich effluent originating from Intensive Poultry Units (IPU) running into the River Wye and other water ways.
Plant many more trees. Trees are the lungs of the earth. Provide incentives to landowners to preserve mature trees on their property.
support communities, residents and farmers already doing this - ban glyphosate use, keep small schools open and assist them in becoming community energy hubs - with solar or wind - and even market gardens/aquaponics/organic eggs - this would be good education for the children and bind the community and it would create profit that would allow these local community schools to stay open and even reopen the ones you have already closed.
Support cultural organisations and projects that bring together the arts, learning, tourism and the natural environment to create a vibrant identity for Powys.
post 14 education, stop paying the higher management so much money, but most importantly why are there so many local councilors? and stop paying for their lunch!!!
Improve the public transport network. Ensure that new housing stock/office buildings are more environmentally-friendly.
Climate change seems to be the single biggest issue. The rest of this survey seems pointless if humanity are on the brink of an existential risk.
training for 'green' jobs, encourage the general public to be more aware of the climate crisis , perhaps more education, explanations of how much ordinary people can do
Retrofit insulation for old houses across all powys
Disinvest in fossil fuels. Put more investment to encourage renewable energy
Greater investment/subsidies for public transport. Improvements in road safety for cyclists and pedestrians
Grants to support wind and solar energy to private properties eg farms
Recycling tetra paks, home life skills so folk aren't dependent on ready meals, less plastic in supermarkets and more refillable stations.
More support for homeowners to make homes more energy efficient. Make roads safer for cyclists (lower speed limits, more pedestrianised areas), put PV on roofs of all the councils building stock, work with schools to increase walking and cycling to school, set up pilot "low carbon" smallholdings to refine a business model for hill farms to move away from livestock farming and develop other profitable revenue streams that could be replicated through the county.

Declare a Biodiversity Emergency as the two are very much linked. Support for energy saving measures in all aspects of life, reduce consumption and ensure all materials purchased are truly sustainably sourced and locally produced where possible
Active travel (encouraging people to walk, cycle, use buses & trains)
Active response to reports of bad practice, planning violations in countryside, and environmental damage. I think you do well on recycling, need to put even more into control of fly-tipping.
I would like to see a list of potential initiatives which is circulated to residents/communities to have a say in what preferences they have. This will obviously vary across the County depending again on the size of Communities (Carreghofa has an estimated population of 300 max).
More electric car charging points in rural areas, to encourage rural communities to buy into electric vehicles.
Reducing carbon in construction and emissions from operation of Council buildings. Planting trees / agro forestry on the County Farms estate.
Provide public transport alternatives to private cars.
More promotion and support for green transport
affordable housing, improved transport network, availability of nearby schools, post offices, banks, etc., grants to improve insulation and renewable energy in private homes and public buildings
should have the wheely bins collected every 2 weeks, like the rest of the country
Reducing reliance on cars: improving cycle routes and public transport. Improving the quality of peoples' housing e.g. whole-house retrofit. More local food production. Local procurement.
Invest in renewable energy and new job opportunities it wd provide
Land for allotments, community growing, orchards, woodlands.
Resilience of electricity network in more remote parts of the county - push electricity distribution operators to invest more in the area. Provide more electric car charging facilities at car parks, in high streets, and at tourist destinations.
More kerbside recycling
n.a
(i) Creu / ail-agor ffosydd ar hyd ochr priffyrdd, i sicrhau bod dwr glaw yn llifo i ffwrdd oddi ar wyneb y ffyrdd - fel na fyddo llifogydd yn dinistrio wyneb y tarmac a chreu tyllau a phyllau peryglus, sy'n niwedol a drud iawn i'w trwsio - o safbwynt teiars a pheirianwaith crogiant cerbydau. (ii) Torri gwrychoedd ochr ffyrdd lle bo llysdyfiant gwrych yn llwyr guddio arwyddion ffyrdd; gan beri trafferthion, dryswch a pheryglon difrifol i lawer o yrrwyr cerbydau sy'n ddieithr i'r ardal.

About you

Q12. Are you answering this survey as...?

A Powys resident	469
A Powys business/organisation	13
Other (please specify)	8

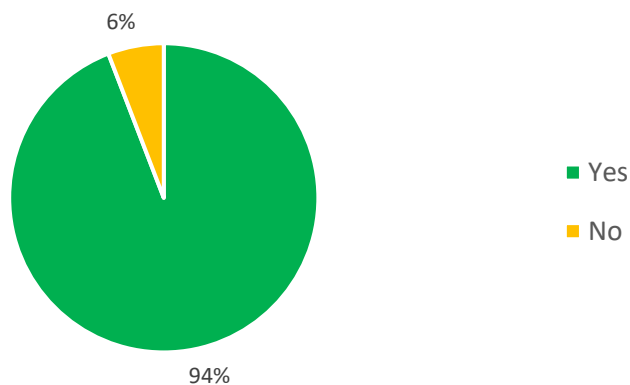


Those who answered 'other' included:

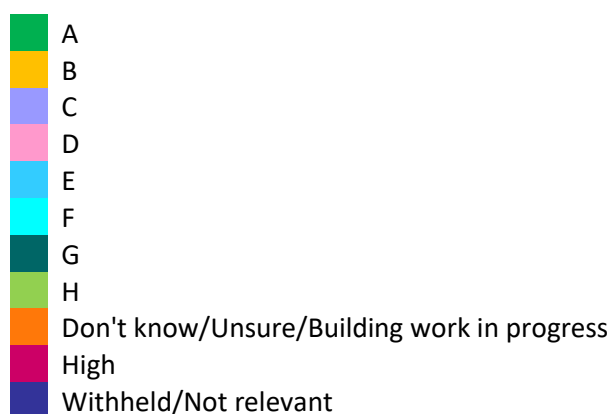
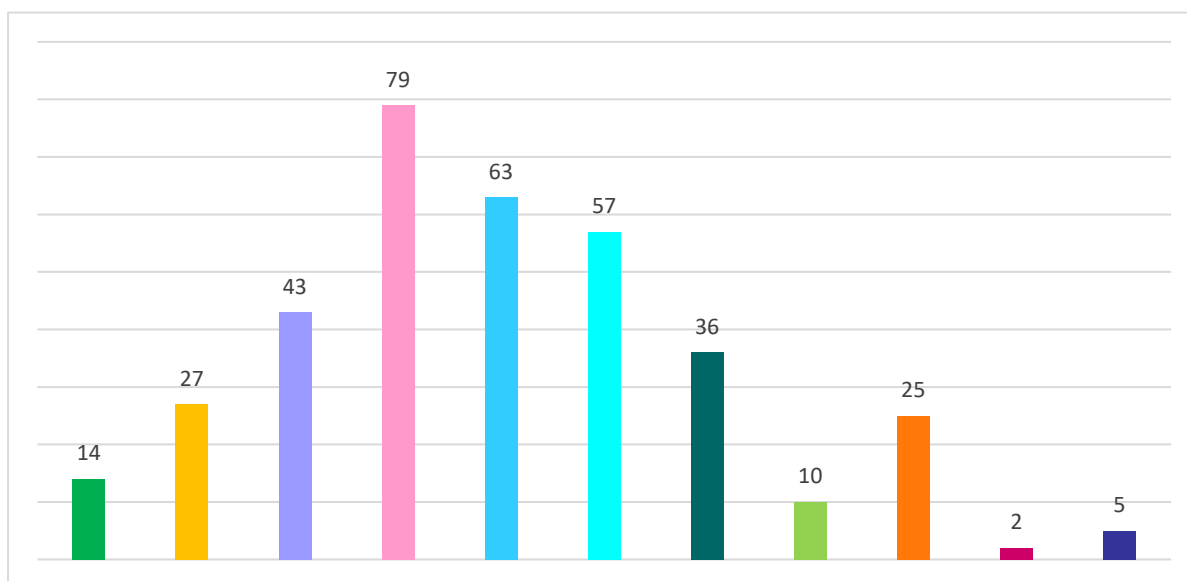
NA
Resident of a neighbouring county in mid-Wales.
Council Employee
On Behalf of Aberedw Community Council
Community Council
both
As Powys Action on the Climate Emergency - a network of community organisations working to address climate change.
Both as a resident of Carreghofa and Chair of Community Council

Q13. Are you the Council Tax payer in your household?

Yes	412
No	77



Q14. If yes, what Council Tax band is your property in?



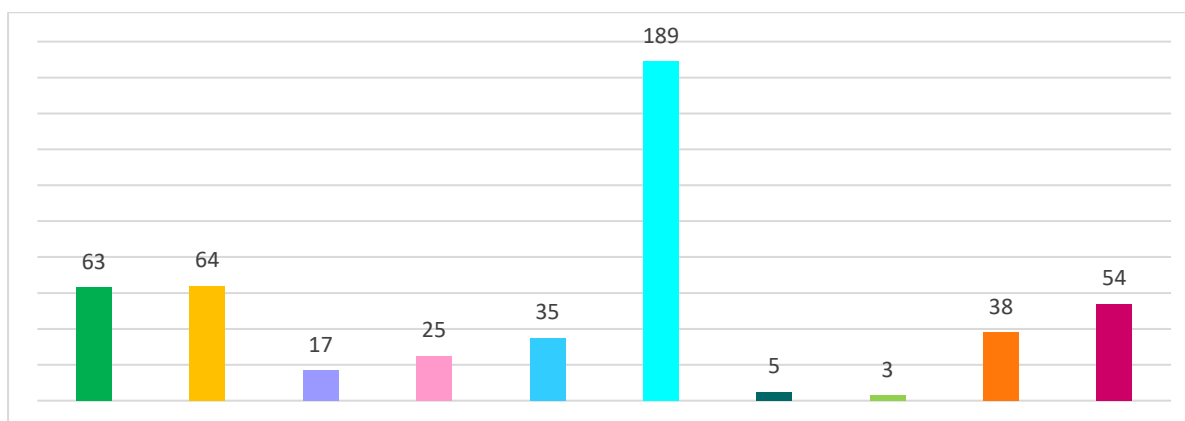
Q15. What is your postcode?

LD1 5LG	SY10 0JZ	sy10 0DB	LD3 9BP	SY10 0AW
SY18	Sy10 0js	Sy19	LD2	SY16 2TB
SY15 6DU	Sy16 2dr	SY100AG	Ld2 3	LD6
SY219NN	SY21	Sy21	SA9 1AR	SY21 9LJ
SY21 0JB	LD4	SY219NW	N/A	SY21
SY22 6SP	SY217	SY21 7uz	SY21	SY21 7QE
Sy21	SY217ng	Sy22 5dq	SY22 6JP	Sy217nn
Sy16 1hh	SY21 7TN	SY218DU	Sy16	Sy156pu
Sy219bx	SY21 7UP	Sy21 9qb	SY217	SY17 5QG
Sy21 7uu	Sy16 4jn	Sy16 4pr	sy5 9bj	Sy16
NA	SY22 6UH	SY22 6AJ	SY21 9QE	Sy5 9as
SY22 6NP	Sy217hn	Sy218ny	Sy210hf	Sy21 8hs
SY21 0RY	Sy16 3db	HR3 5LF	Sy163lq	Su21 9jb
SY21	Sy16 1ns	SY217QZ	SY21 7SS	Sy21 8dh
SY21 7PL	Sy15 6up	Sy21 8lt	Ld15ex	Sy21 7rj
SY21 9HT	Sy16	SY21	SY217TJ	Sy219pa

SY21 8SG	SY16	SY16 3HA	SY22 6RX	ld1 6ue
SY21 9QE	SY16	LD1	sy161hq	LD3 0
LD3 9UA	LD1 6TA	SY16 2DT	SY16 2HY	LD3
LD1 5bx	ld15bd	LD1	LD7	SA9 1HT
LD3	ld3 7hr	SA9 1JB	SY21 3NS	LD3 8TD
LD3	SA9 2PP	LD1	LD3 8PJ	LD38LW
LD15DL	LD2	ld15ll	NP8 1PS	Ld30ub
SY21 0RS	LD1	SY17	SY22 6NQ	LD3 9SX
Ld1 5sa	SY22 5JD	NP8 1BZ	Withheld	SY20 9EZ
SY22 5HG	LD15SH	LD37NQ	SY18 6RY	SY10 7QB
NP8 1DS	LD3	SY16 1RG	SA9 1BJ	SY20 8LR
Sy175pw	SY18 6JQ	LD1 6AH	sy226dg	LD71HB
LD3 7HY	LD3 0AL	SY21 8EX	ld30bt	Ld1 6as
SY15 6NQ	LD1 5HB	LD30LA	ld5 4yh	Sa10 9ns
N/A	Ld6 1au	Sy20 8ns	LD6 5ND	Ld1 5ex
NP81SB	SA91LG	LD1 5NA	LD6 5LE	SY22 6RZ
LD3 9EY	NP8 1NQ	SA9 1NX	LD1 5SH	LD71SD
LD6	HR3 5DL	SA9 1PE	Sy15 6bb	LD3 7RT
SY218FA	SY10 0PD	Ld8 2nt	LD7 1BD	LD1 6RJ
LD2 3NP	SY20 8BE	sy161qj	SY21 8TF	NP 8 1EW
SY22	np8 1sy	LD3	LD1 6 DN	SY10 0BA
SY18 6NU	SY21 7TG	LD4 4AT	Sy16 2dq	SY21 7NG
LD3 8DD	Sy15 6he	SY226SG	Np8 1nu	SY20 8BU
SY18 6NG	NP8 1NA	LD7 1RH	LD7 1ES	Sa11 5us
LD2 3JU	SY21 7SF	Ld3 9sx	Ld1	LD1 5PU
SY22 6DX	LD1 5BN	LD1 6PU	LD15LG	SY10
LD1 6ND	SY10 0AG	LD1 5NZ	LD7 1PR	LD3 9BQ
NP8 1EX	ld6 5nb	SY21 8DA	SY20 9PA	LD1 6BB
LD7 1LA	LD3 7NL	LD2 3UF	SY17 5EG	SY16 2AL
LD3 0YZ	Np81sw	HR5 3NT	sa91xr	SY22 6QS
ld8 2el	Ld15nt	SY21 7RJ	sy16 1hy	Ld3 9hr
LD7 1BD	LD5 4RL	sy16 2jg	LD3 9DF	SY17 5EW
E	sa9 1d	LD3	Sy10 0al	LD1 6Dw
NP8 1SU	Sy161bh	LD1	sa91sy	LD6 5BH
SY16 3DS	Sy208nr	sy225je	LD2 3SN	Hr3 5sb
SY18 6DD	LD16BN	LD8 2AJ	sy21	np8 1sq
LD1	SY21	LD1 6UT	LD4 4EB	LD1 5LN
Sy16 3ep	SY15 6JS	SY18 6PQ	SY22 6XS	LD6 5HN
LD3 8BG	SY22	LD3 9DG	LD3 8PH	LD1 6EW
SY197BW	NP8 1LJ	Ld39re	SY15	SY109LB
Ld3 8da	LD1 5LP	LD1 6AY	LD1 6TY	LD2 3SQ
Np81lt	LD 1 6AU	SY16 3BT	LD3 9AP	SY219PB
SY16 1PX	SY21 7PE	LD1 5EW	sy21 9nh	NP8 1LU
sa9 1xb	Builth	LD1 6TA	HR3 5AB	HR3 5NR
SY21	LD7 1NP	Sy16	LDE 7GA	ld7
ld3 9ue	Ld3	LD16DT	LD2 3PH	LD30BW
LD30BG	Sy21 9nq	NP81AS	SY22 6BE	SY21 7QS
SY21 9NR	LD6 5BH	Ld5 4ra	SY22 6FD	LD3 7US
LD7	LD3 7AX	SY20 8UN	Ld2 3BU	Sy21 9nu

LD8 2AT	LD3 7BZ	LD3 7PX	LD2 3SP	Ld3 8ed
LD3 7AJ	SY100BZ	LD3 7AJ	LD3 9QA	ld8 2tn
HR35NR	SY197AP	LD2 3ER	HR3	LD1 5NA
LD3 8HR	LD3	LD3 9BN	LD1 6EW	SY21 7RJ
SY100AD	SY21 9QA	SY21 8NN	Ld7	LD4 4EB
SA9 1yx	LD3 9LH	SY22 6	SY16 2QR	SY22 6XX
SY22 6SG	LD3 7RT	LD3 7AJ	sy22 6ql	Sy156nw
LD2 3SB	Ld65lw	LD3 7PP	LD6 5LZ	LD2 3SN
LD3 7UG	LD7 1HY	SY21 7PT	LD2 3NG	LD3 9SZ
NP8 1DQ	ld1	SA9 1GP	SY21 7NB	LD8 2SA
LD7	NP8	Ld1 6ut	ld3 7sp	Sa91hh
LD1 5ET	SY20 8SH	SY18 6JT	Ls7 3sp	LD4 4DP
SY21 9JE	Ld30lx	SA9 1JB	LD2 3YF	LD8 2RG
SY21 8DZ	Ld7 1sr	NP8 1DU	Sy186dd	SY16 2QB
Not needed	LD3 7YB	LD	LD1 6NU	LD1 6NU
LD6 5LU	SY18	SY21 0LF	SY21 8AF	LD1 %UA
Ld65pd	LD1 6NE	SY27QU	LD3 7UG	SY22 5NA
LD8 2EY	Ld65pd	SY17 5PU	SY18 6NZ	SY22 6JL
LD1 6AG	SY15 6LQ	LD3 8DA	SY21 9AR	SY21 9DZ
LD2 3PH	Sy21 9eu	SY18 6	SY18 6JB	NP8 1NU
SY22 6FD	LD1 6YA	SY18 6DY	LD6 5LU	LD8 2HG
Ld3 7ff	LD8 2LW	SY175JT	SA9 1QY	SY20 8AS
SY20 8BY	LD8 2AT	Sy20	ld3 9eh	SY10 0LR
LD1 5TL	hr	SY15 6JS	SY16 2TB	

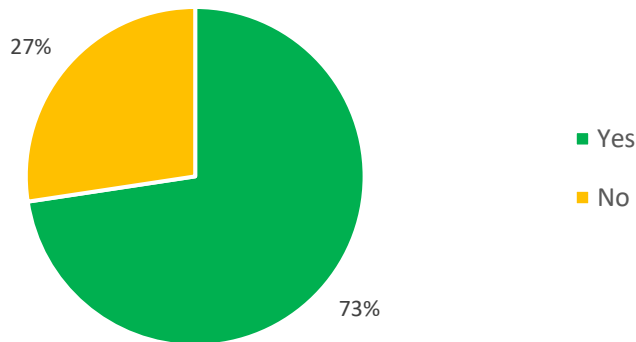
Q16. How did you hear about this survey?



- Council website
- Council social media accounts
- Newspaper/magazine
- Word of mouth
- Local town, community or county councillor
- Direct email/letter
- Powys People's Panel member
- Through the council's consultation hub
- I work for Powys County Council
- Other (please specify)

Q17. Are you happy to answer a few more questions about yourself?

Yes	358
No	135



Respondent who selected 'yes' answered the following questions. (Respondents who selected 'no' were directed to submit their survey answers and end the survey)

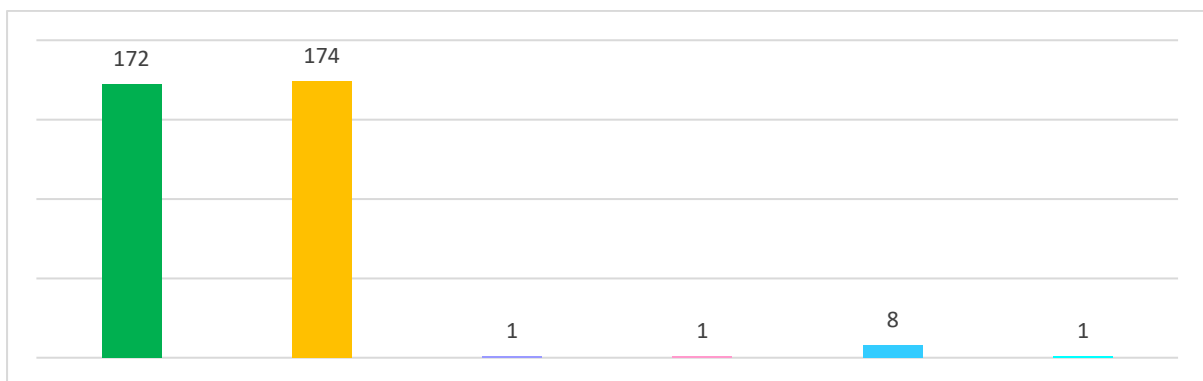
Equalities monitoring

In order to help us ensure that we are providing services fairly to everyone who needs them, we would be grateful if you could answer a few more questions about yourself.

The information you supply will be kept confidentially and will only be used for the purposes of equalities monitoring.


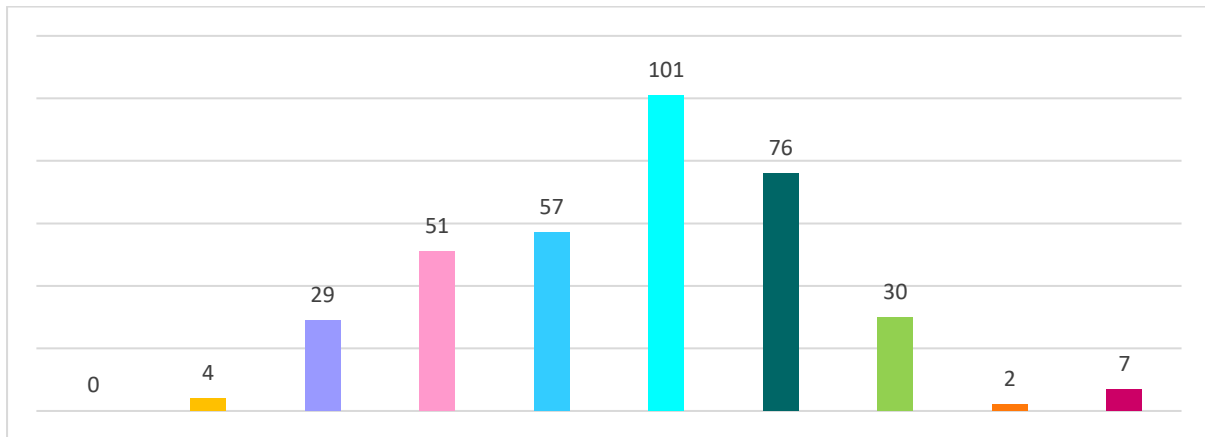
Completion of these questions is not required as part of the survey. You do not have to answer any of the questions if you do not wish to do so. Alternatively, you can choose to answer some and not others by selecting the 'prefer not to say' options.

Q18. What is your gender?

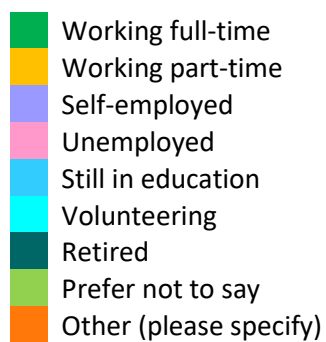
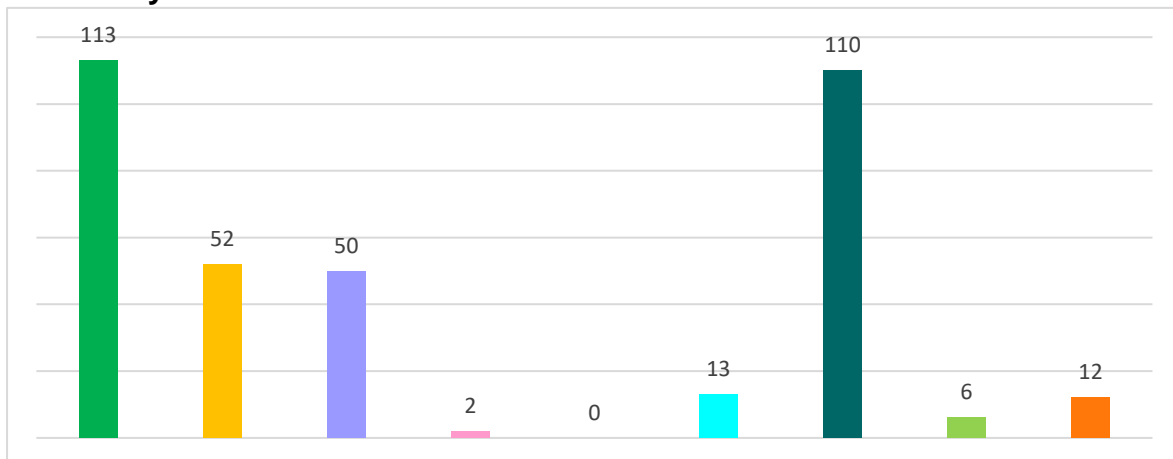


- Male
- Female
- Transgender
- Gender neutral
- Prefer not to say
- Other - Non-Binary

Q19. How old are you?



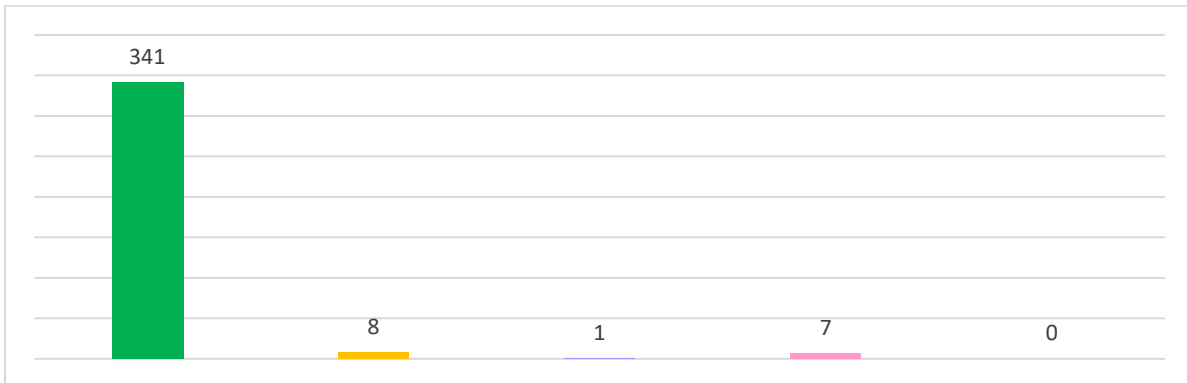
Q20. Are you...?



Those who answered ‘other’ included:

Full time parent carer
Disabled
Full time unpaid carer and disabled
Off sick waiting to see a neurologist, poor health service
Work part time, and part time self-emp
Not working due to disability.
Volunteering/Retired
Disabled because of cancer and receiving palliative care.
Formaly retired but partially self-employed
Carer
Disabled but looking at self employment
Yn edrych ar ol y wraig sydd a Cancr trefynnol.

Q21. What is your preferred language?

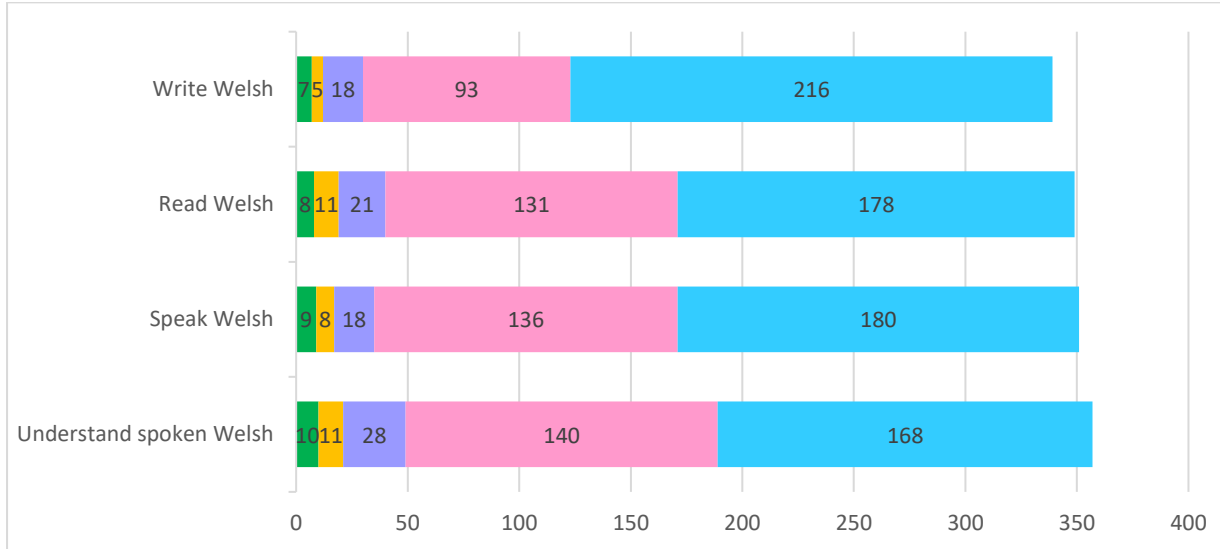


- English
- Welsh
- BSL - British Sign Language
- Prefer not to say
- Other (please specify)

Before you go

We have a couple of questions about the Welsh language that we would love to hear your views on.

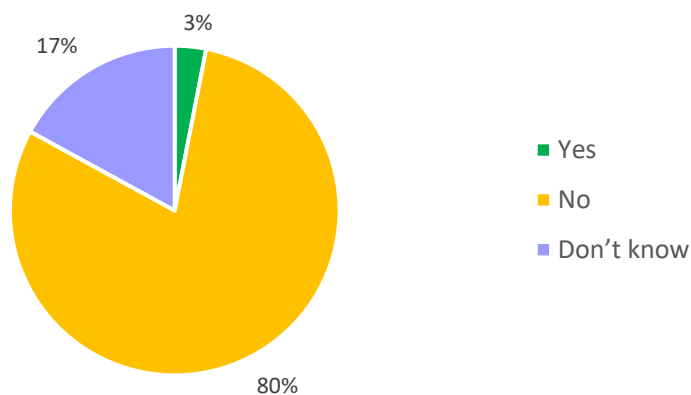
Q22. Can you...?



- Fluently
- Well
- Fairly well
- A little
- Not at all

Q23. Do you have any concerns or evidence to suggest that the council is treating/using the Welsh language less favourably than English?

Yes	358
No	135
Don't know	



Q24. If yes, please give details:

Council Tax dept contact . When phoning the wWelsh option was no one to answer but when opting for the zEnglish version it was answered within two minutes.
Taking away parental choice if you can not afford transport to stay in an English language stream school .
Often witnessing that Welsh isn't prioritised or lacking publicity
I think we need to create more Welsh medium schools and support the language much better than we have done historically .
All council signs and in fact all announcements in large chain supermarkets, train stations, sports centres - any public place should be made in Welsh first.
Powys has never embraced the Welsh language paying lip service
I do not believe learning the Welsh language should be compulsory in high school considering the majority of people born in Wales do not speak the language. It should be a choice. Just because school children HAVE to learn the language, doesn't mean they will continue to speak it when they leave school. It needs to be made an attractive option due to it being a beautiful language.
Review why there is new English only signage on the Groe in Builth Wells, a major tourist destination. Why has the Council allowed this to happen?
Welsh language is not prioritised in schools and teaching is inadequate
Pan trio cysylltu ar Adrian treth y cyngor a dewis yr opsiwn Cymraeg doedd neb ar gael. Ond yn mynd syth trwy gyda'r opsiwn Saesneg.

Q25. What changes could be made so as to have a more positive effect on the Welsh language?

I speak English, French and Italian have found these skills much more of use in my business/working life than increasing my welsh language skills it needs to be a much more global leant & used language to make it useful.
Present Welsh and English side by side rather than before and after where possible
Employ/train people to use the Welsh language.
In England newcomers have free access to basic English courses in libraries and community centers the same should be offered for Welsh in Wales! Even free online zoom courses would be something to help.
I have no interest in Welsh language
None it is a waste of resources to socially engineer this in mainly anglophone communities. Current policies are very vexing and highly manipulative. Welsh language is being disproportionately favoured in policy making.
Should be done by choice not no other option .
Ask households if they wish correspondence to be in Welsh OR English and base any future communications on that basis thereby saving 50% costs on future communications as you are only sending out 50% of what you do now.
I think too much money has already been spent promoting a language that is rarely used.
Stilted questions here. Welsh is no good in the world economy. There are other mainstream languages our country needs to be equal on a world stage. Welsh is a night school language and drains vital resource from the countries success. Take one look at the forest of paperwork that arrives daily in two laguages. Only one needed and it's not Welsh.
I think too much is spent on keeping Welsh alive. More should be invested in key services

More lessons in school. I used to have 1 lesson per week on Welsh which is not enough to be fluent. working in England, I'm proud of my Welsh heritage and language and wish i was more fluent. But it needs to be prioritised and celebrated which I don't feel it is.
Evening events held in Welsh for Welsh learners.
Don't know
Evening classes in Welsh
Sorry...I don't know the answer to that.
Provide better provisions in welshpool high school I have 2 daughters who are first language welsh and they don't even have a Welsh speaking teacher for Welsh! It's a disgrace!
First question/ greeting for any interaction with public bodies should ask whether Welsh or English should be used. Diloch yn fawr
Carry on as you are
Teaching Welsh in schools from infant age upwards
Accessible free online Welsh tuition
Stop insisting on using the Welsh language for everything! Everyone can speak English so get real- you cannot force people to learn and speak Welsh!!
Give people the choice English or Welsh, save on printing if say 40% just want English.
The anti English language discrimination is divisive and ensures that the council hires mediocre staff who speak Welsh rather than the best people for the job. If they speak Welsh great but you should recruit the best applicant regardless of their ability to speak Welsh. The amount of waste printing all council documents in Welsh must be staggering
I am concerned that the council spends and public sector in general waste too much money on the Welsh Language which would be better focused on recovery.
Stop using English place names, we call places in almost all other countries by their native name
More Welsh-medium schools
NA
Appreciate the Welsh speakers more and encourage them more so - there used to be a higher pay to speak Welsh years ago.
None - it is a dead language.
Opportunity to learn as low cost and local access
All the council staff and councillors should undertake mandatory training in Welsh.
I'm please my children learn welsh at school
Better access to Welsh language classes.
Simple, fun ways to help non-Welsh speakers of all ages learn the language.
More access to free and local Welsh lessons in public locations (schools, libraries and pubs).
Encourage non-Welsh speakers, such as myself to learn a few phrases, or have incentives to learn (reward system). Offer basic courses and advertise them in local communities. The Welsh speakers could teach the non-Welsh speakers as part of a community initiative. This would bring people together and show value of the language.
I don't know, but would support efforts to encourage and support the Welsh Language.
Keep using it, wherever possible. Revert more place names to Welsh versions.
Get rid of bilingual name place signs and just have the Welsh names
Reduce the insistence on bilingual publications and the associated costs
More Welsh at school to include comparing Welsh and English Grammar, reading stories, and more awareness of Welsh history
none those that wish to speak are welcome to do so, but it should be balanced with the majority or in line with those that speak english
Change road signs so that 1st language is Welsh. English 2nd.

Free classes for people who could learn the language and would like to
keep the structures as they are. the use of welsh provides a cultural backbone for our community in many ways
No comments
Offer more Welsh speaking courses
Keep up the integrative approach to we 'incomers' you already have. Sponsor local initiatives to get us speaking more Welsh.
Surely this is something you should know!
Improve Welsh language teaching especially at secondary level and improve value and recognition of Welsh language attainment both within education and in the community
Free Welsh classes locally
Possibly support Welsh-language events and activities at a community level, particularly in the areas bordering England where the Welsh language is poorly represented. I do not imply language teaching here as that seems well provided by central (Welsh) government services.
Free courses for anyone who would like to learn the language. Thank you
None
Introducing the language from pre school age onwards
Being half Welsh, I have been exposed to the views of the Welsh side of my family all my life. They are not in favour of pushing the Welsh language in such a way that compulsion actually has a negative effect on those who may otherwise have been pleased to learn the language. The use of combined language road signs is actually quite dangerous in many situations and should be urgently reviewed.
Free public lessons
I think you do loads
I want to learn Welsh but find it very difficult, hearing about how other people or mentors would be really useful.
Provide Welsh lessons for English people
Keep it in perspective. Mustn't allow a contempt for English language culture to emerge.
Understand that the language is a vital part of Welsh identity, but also understand that in our ever expanding global world (and market) when our young people leave Wales they will most likely have greater success if they have a strong command when speaking and writing in English. Even if they remain in Wales having a strong command of English will quite possibly open many more doors than having a strong command of Welsh. As contentious as this might seem, if the country wants to move forward it will need to accept that at present English is the global language & business is now being done on a global stage.
Change the policy so as to have MUCH LESS emphasis on Welsh. Welsh should not be used as the medium for teaching in schools. Welsh could be an optional language in school. French, German, Spanish, Russian, Cantonese etc. are probably more useful than Welsh
Not relevant to my needs - sorry
Incorporate it more in schools not just in Welsh lessons
Wouldn't it be more sensible to ask Residents if they wish to have forms etc. in English or Welsh. This would save wasting paper and duplicating everything
While I strongly support the encouragement of Welsh language usage, as a household with English and Zulu as our home languages we are not really in a position to comment on this question.
Learning Welsh, but more available lessons
Encourage Welsh language learning for adults as well as children, maybe through online training courses?
I could do with learning at least some Welsh language, perhaps online learning courses could be introduced.
Begin a 'Cymraeg Yn Gyntaf' (Welsh First) campaign everywhere in the county. Improve Welsh learning facilities.

more courses
I have lived here for 11 years now, and would have liked to learn Welsh, but as a shift worker there are no suitable facilities. By all means encourage the use of the Welsh language, but don't try to 'force' it on people.
People are already moving out of Wales because of the adverse effects of the imposition of the Welsh language on predominately English speaking areas.
Support more Welsh learners
To offer lessons for those who do not speak or write it. I moved into the area 7 years ago from England (best decision I made by the way!) but I have found that there is very little, and infrequent, opportunities for me to learn it (as I am self employed there is little opportunity for me to do day classes and i have little money left over every month to pay for the courses offered). My daughter is in the Welsh Setting at primary school which does help me (i read her books and ask her to teach me) but I think that more night, online classes should be offered at reasonable prices/free.
Try to promote a positive interaction between English and Welsh speakers to facilitate understanding between them and to counteract the sometimes confrontational relationship that can occur, often on social media.
Don't worry about it
None
Stronger planning policy protection for Welsh communities
Offer free lessons so we can learn
Free welsh lessons
I'm ashamed that I'm not more fluent. Could you offer a week long evening total immersion course? They do it at the Welsh Centre in Holborn, London.
Stop positive discrimination- Welsh language treated more favourably than English language - especially in schools - disgraceful to separate generation of children in school English & Welsh language segregated- PCC playing with social construct of our rural communities by segregation of languages in schools
Free Welsh lessons for people who have moved to the area who don't speak Welsh.
Not sure...I pick up the odd word or two but all my neighbours and local residents speak English at home for choice, including the truly Welsh ones. Some of my employees speak some welsh, but they use it very rarely. Perhaps encouraging more welsh in music especially popular music might help. It seems like a cultural/ identity thing, more than a useful thing. The stuff of politics rather than getting by and making progress on an everyday basis. Politicians obsess about it. Nobody else does.
Make it compulsory for people working for council to at least know basics of welsh language.
Don't know.
A basic home learning package to help with everyday use
More opportunities for people to learn Welsh. E.g an online session a week for an hour to go over the basics.
Ysgol Fythin pre- school playgroups etc using mainly Welsh
None
Stop selling homes as 2nd holiday homes.
More opportunities and local availability of courses and informal learning for welsh learners - maybe in partnership with NPTG or welsh medium schools?
I wish I spoke Welsh but didn't learn when I was young so support in schools and also schemes to help older people learn
More local beginners classes. I'm doing mine online but I wish there were more places to use the language.
Make all primary school's Welsh Language.
None at the moment
Free Welsh lessons for all residents

Free classes for those who wish to learn the language
I don't believe it needs any more of a push from government - I already feel it is being stuffed down the throats of children who otherwise have no desire to use the language. There is a reason why the wellbeing survey shows a steep drop-off after 16, they don't forget what they've been taught, they just abandon it.
I don't agree with sending an English speaker anything in Welsh. Its a complete waste of my money and I am very against it. Your data base needs to be clever enough to sort out who want Welsh and who does not and I do not as I cannot understand it, so throw it in the bin. You can also replace ALL place names in Wales with Welsh names only. We do not need them bilingually. If you phase out the bilingual signs over 5 - 10 years I am sure people can learn the names of the places they want to go to. Bilingual signs is a complete waste of money and can cause confusion.
Provide free Adult learner classes for those wishing to learn the language
I do not believe that more needs to be done.
have adult classes in the language
I am very positive about the Welsh language, only regret I am unable to speak it fluently but envy those that can.
Ensure all childcare services provide services in Welsh starting with the youngest children and continue their education and childcare in Welsh as they grow
If anything the council does too much to prompt the Welsh language, maintaining the current level of provision or seeing where it is over applied and cutting back would be positive.
More noticeable advertising of Welsh course/siop siarad Visible indication of businesses, services and people who are willing /pleased to be addressed in Welsh
We are trying to learn Welsh through an online course! Non-Welsh speakers should be encouraged to do the same.
If we have to speak the language then it has to have some investment to help people learn at times that work for them. Again to an earlier point, all things happen in the larger towns and cities and getting to them is not easy
I think more than enough has been done already.
more classes once covid is over
Make sure Welsh is taught as an additional language
I have concerns about road signs. Please, from a road safety point, can Welsh words be in one colour (say, red) and English in another (say black) And be consistentWelsh above English(?) This needs to apply to road directions, names of places, and information Especially important if you intend to encourage more visitors to come to the area
No idea I don't think it is a major concern
taught from Primary School level as an addition to English
Teaching in school
I think things are OK as they are.
Stop forcing it on people leave it to choice
None. However You'd have a more positive effect on the environment if you stopped printing everything in Welsh and English. For goodness sake ask households their preference. I'm disgusted at the amount of wasted paper - surely a simple electronic system can be set up to log preferences
Support for the local learning initiatives such as the courses run by Aberystwyth University.
I think council is doing enough re: Welsh. Sex is a protected characteristic not gender. I think the council should save money by withdrawing from all Stonewall schemes as may other organisations are doing because of their stance against women rights. They are not an appropriate organisation to be associated with.

It's a total waste of money to publish everything in both languages as all Welsh speakers read and speak English. Why not have more Welsh language festivals/events instead?
None at all, it wastes taxpayers money.
Not sure
Powys needs a Welsh Medium High School.
To support equal opportunity to learn both Welsh and English language so that the divide is negated.
As an English speaker it is unnecessary to send me all documentation in English and Welsh. Therefore, could money and time be saved by sending Welsh language printed material to those who understand it and English language material to those that do not understand the the Welsh language.
Not sure
Support a fully bilingual approach to education to prevent division in society between those that do and those that don't. Invest in welsh language teachers at schools
Make the Welsh language more accessible and less intimidating to non-Welsh speakers through fun, educational and inspiring programmes
having recently moved to the area (from England) it would be nice to be offered a beginner course in learning Welsh.
Ban Welsh completely - that way it would become trendy and everyone who wanted to could protest and learn it. My mother always said if she wanted me to do something she would forbid it - and I would do it to be contrary.
Stop trying to make the promotion of the Welsh language such a political issue. Those who want to speak/learn to speak Welsh will do so - shoving it down peoples' throats at every opportunity is a turn-off. Also, stop wasting money/resouces by sending out Council information in both languages - ask people for their preference and cut costs by 50%.
Encourage more use of incidental Welsh
All primary schools to be Welsh-medium
Lots being done to promote Welsh language but please do not let the addition of WM streams in EM schools be detrimental to welsh language schools. A reduction in number of pupils will lead to closure and ruin local communities, as we have are seeing currently in powys under school transformation.
Don't know. I wish the info PCC sends me was only in English to save the 50% of resources wasted in supplying the Welsh version.
In the current financial climate I'm afraid I just don't see how on earth this issue can be a spending priority. I already hear Welsh spoken everywhere, which is great,
don`t know
Current expenditure of duplicating every governmental letter content, traffic signs and place names into English and Welsh is already in place at great financial expense and carbon production. Once the pandemic costs have been recovered this subject can be focused on.
I don't think there is any other way than to teach it in schools.
Nothing. Stop wasting OUR money
Nothing more is needed from the Council
Currently the Welsh language feels a bit 'forced fed ' especially via schools and the better services Welsh schools offer. I think a better way to promote Welshness and the Welsh language would be to promote the cultural side of being Welsh and to let people decide for themselves to learn the language or not.
A lot of wasted money spent on unnecessary bilingual documents for a majority 90% English speaking council.I am Welsh and this money is wasted,needs to go into core services.
I am not a Welsh speaker but I see that more notices and material is written in the Welsh language than other countries that have two languages.
I am Welsh and already think Welsh speakers get plenty!

Provision for more free or affordable courses for adults and young adults, perhaps short courses in community halls.
Cultural events and arts projects that are immersed in Powys communities offer opportunities to further embed the language, breaking down boundaries for older generations who have experienced less spoken Welsh in the past.
Stop sending ALL correspondence out in both in English and Welsh, you should be able to opp for one or the other. Waste of paper.
Free Welsh lessons for older people.
Try & get the younger generation interested.
Make adult Welsh language teaching free and available at all libraries.
Continue to Promote Welsh culture and encourage the learning of Welsh. Please do not make those of us who do not speak Welsh feel inferior. I am Welsh born with deep rooted Welsh ancestors.
Try to make it cool and trendy? Celebrate more Welsh festivals, develop our identity and culture?
More courses available
It is a choice to speak Welsh, not mandatory. If I request english correspondence, I still receive welsh as well as english - this is a waste.
Not sure. I think you do well on this.
Possibly consider canvassing communities to ascertain if they would be interested in Powys in promoting/financing language classes.
Bilingual text (e.g. road signs) should use a consistent convention to differentiate the languages. For an example of this see road signs in the Republic of Ireland where the two languages used different styles/fonts. This convention would need to be agreed and used consistently across the whole nation.
more widely available language courses, greater priority and better teaching in schools, raising awareness amongst English speakers of the importance of Welsh language and culture.
Stop forcing parents to have to send their children to welsh schools when they do not speak it stop pushing out the English streams and threatening parents. stop making the bus transport to schools unfair for English students.
More local learning classes for welsh
Slightly irrelevant as right on the border where Welsh never spoken (as far as I know)
Sicrhau fod prif swyddogion ac uwch-swyddogion Cyngor Sir Powys (cyflogedig ac anghyflogedig) yn rhugl ddwyieithog, bod Cymraeg glân a gloyw gan bob un ohonyn nhw (yn llafar ac yn ysgrifenedig), a bod hynny yn amod o'u cyflogaeth.
I gyflogi mwy sydd gyda'r Gymraeg, neu i wneud hi yn orfodol fod pawb sydd a dim y Gymraeg iw dysgu o fewn dwy flynedd o gael y swydd.

Other correspondence

Emails received into the haveyoursay@powys.gov.uk inbox following the Budget survey (these have been anonymised for this report):

As a Powys Council tax payer I appreciate the opportunity of writing to you in the 'Budget Survey' in addition to your questionnaire which I have also completed. A particular issue that has arisen in recent years that has affected the service you provide I describe below.

Disposal of garden waste at Household Waste Recycling Centres (HWRCs).

In the past I was able to dispose of garden waste in several skips available at the Leisure Centre car park in Rhayader, more recently I have needed to go to the HWRC in Llandrindod Wells for all types of waste disposal. My particular problem is not being able to visit an HWRC site in a 'Land Rover Defender Station Wagon' pulling a trailer. Powys Council has chosen to define my particular make and model as a commercial vehicle, if I had chosen a similar vehicle made by Toyota, Isuzu or Suzuki my vehicle wouldn't be defined as a commercial by Powys Council. Please remember I am referring to a 6 seater estate car with side and rear windows behind the driver, the body type is actually described as an estate car on the DVLA V5C(W) certificate, it is not a van or pickup. I understand your need to prevent commercial users disposing of waste at the expense of council payers, but you have reasonable control of the amount of waste brought by CVT users by limiting trailers to 2.44 metres and permitting a maximum and 12 visits per year.

To put things in perspective I mulch down my grass cuttings and use the Powys green bin service but I need to trim the hedges that surround my property and dispose of about 6 trailer loads per year. This year I was fortunate that a friend burnt my cutting in his field along with his own. It would be good if you could revisit this commercial vehicle definition.

I am a resident of Powys living in St Harmon and would like to comment on the bus service along the B4518 between Rhayader and Llanidloes. In September 2018 the service along the B4518 part of the Celtic Travel X47 route was discontinued and replaced by a Simon Price minibus SP58. Our understanding was that the minibus service would essentially replicate the service previously provided by the X47, but regrettably this was not the case. The idea was the SP58 would meet the X47 at Rhayader so the passengers could continue on to Llandrindod Wells and meet the bus on its return journey at 13:42. Mostly this works well but sometimes when the bus is late the minibus cannot wait and on occasions I have been left stranded and had to walk 3.5 miles to St Harmon carrying shopping (I am 76). It would be less stressful if the changeover time could be adjusted to provide a greater safety margin.

Also there is no afternoon service from Rhayader to Llanidloes via St Harmon and Pant-y-dwr after 13.45. The previous service on the Celtic Travel X47 bus would leave Rhayader at approx 17.30 and similarly return from Llanidloes, in the late afternoon. It is impossible to have appointments in Llandrindod Wells during the afternoon i.e. hospital, dentist, optician etc. without incurring an expensive taxi journey from Rhayader.

In July 2018 I wrote to the Transport Dept. of Powys Council at County Hall setting out the above points and didn't receive a reply or an acknowledgement. I also attended a meeting at Pant-y-dwr community hall where a member of the Powys Transport was present and I outlined my same concerns. I would appreciate you reconsidering your schedules when next arranging a new timetable.

Rent and rate increases 2022

I would like you to address the above mentioned topic and if there is a consultation consider a freeze for the next two years in rents and rates.

Over the last couple of years we have seen quite a hike and further increase will no doubt follow. However since Mr Drakeford has seen fit to have further restrictions and kill the economy in certain sections then offer payments for then increases in cash to support this from central gov. However he does not seem to want the people most affected by this the workers who may have lost jobs and incomes let alone increases in fuel and shopping bills.

This is not a political statement it is a request that Powys push for more funding considering Mr Drakeford was sitting on a large amount of cash from central government.

It's time for consideration in my view to relieve the stress and burden on the average householder in view of this constant lockdown restrictions loss of revenue to give them some aid in these troubled times . Let gov tighten their belt and relieve powys of its financial burdens by giving more help to stop these increases.

This page is intentionally left blank

Impact Assessment

Savings - Placements Closer to Home (step down in provision)



13/01/2022

Reference: 3090-7258-0319-6433

Impact Assessments (IA) are a process of assessing how our proposals and decisions might impact upon different types of people and communities and developing proposals in line with relevant legislation.

This is a legal requirement, and ensures the Council considers key legislation, including Equalities, Welsh language, Future Generations, Socio-economic Duty and Risk when developing proposals.

It will also help the Council make the best possible decisions for the people of Powys.

1. Proposal Information

Author name	Anna Konieczny, Strategic Business and Programme Manager
Head of service	Jan Coles, Head of Childrens Services
Portfolio holder	Rachel Powell, portfolio holder for Portfolio Holder for Children and Young People and Culture and Leisure
Proposal title	Savings - Placements Closer to Home (step down in provision)
Description of proposal	<p>This is proposal is the continuation of the service's closer to home project work and includes:</p> <ul style="list-style-type: none">• development of children's homes in Powys• Bringing children looked after closer to home• Increasing our in house foster carers

2. Savings and Consultation requirements

Profile of savings delivery

2021-22	2022-23	2023-24	2024-25	2025-26	2026+	Total savings
£0	£1,500,000	£0	£0	£0	£0	£1,500,000

Further information

Savings will be delivered through placement step downs by bringing children closer to home.

Consultation requirements

Consultation required?	No
Justification	Consultation is not required as this is the continuation of the work of the Closer to Home project.

3. Impact on other service areas, geographical areas and data protection

3a. Impact on other service areas

- Childrens Services

3b. Impact on geographical locations

The entire county

3c. Data protection impact assessment

Will the proposal involve processing the personal details of individuals?	Yes
Is Powys County Council the data controller?	Yes
Further information	There will be no change to how we already process personal data of the individuals that we work with.

4. Impact on Vision 2025

4a. The economy

Impact	The money currently being spent with private companies out of county will be spent on local foster carers in Powys. The proposal will also fund new jobs in Children's Homes in Powys.
Impact rating	Good
Mitigation	Children are closer to home and maintain connections with families and communities and school placements.
Mitigated impact rating	Good

4b. Health and care

Impact	The proposal will contribute to the improved emotional wellbeing of young people, who have access to local services and maintaining links to their family and community.
Impact rating	Good
Mitigation	Children are closer to home and maintain connections with families and communities and school placements
Mitigated impact rating	Good

4c. Learning and skills

Impact	<p>The proposal to open Children's homes in Powys will provide career development and training opportunities in the wider social care workforce.</p> <p>The proposal will enable young people to become involved in education, training and employment in their local communities.</p>
Impact rating	Good
Mitigation	Children are closer to home and maintain connections with families and communities and school placements
Mitigated impact rating	Good

4d. Residents and communities

Impact	Children and young people will remain in their own communities. Increased facilities being provided in Powys and in local communities.
Impact rating	Good
Mitigation	Children are closer to home and maintain connections with families and communities and school placements
Mitigated impact rating	Good

4e. Evidence

Children placed out of county have poorer outcomes.

The work of the First Minister’s Task Group has provided this evidence around children being placed out of county against children placed in their own communities.

5. Impact on well-being goals including Welsh language and equalities

5a. A prosperous Wales

Impact	<p>Children are closer to home and maintain connections with families and communities and school placements</p> <p>The proposal to open Children’s homes in Powys will provide career development and training opportunities in the wider social care workforce.</p> <p>The proposal will enable young people to become involved in education, training and employment in their local communities.</p> <p>The option for young people to have apprenticeships within the Local Authority should be maximised so that as Corporate Parents we provide opportunities within the family firm.</p>
Impact rating	Good
Mitigation	N/A
Mitigated impact rating	Good

5b. A resilient Wales

Impact	<p>The proposal to open Children’s homes in Powys will provide career development and training opportunities in the wider social care workforce. Also the potential development of people into qualified social worker</p> <p>The proposal will enable young people to become involved in education, training and employment in their local communities.</p>
Impact rating	Good
Mitigation	N/A
Mitigated impact rating	Good

5c. A healthier Wales

Impact	<p>The proposal will contribute to the improved emotional wellbeing of young people, who have access to local services and maintaining links to their family and community.</p> <p>Developing therapeutic foster placements will contribute to the healthier wellbeing of people who have experienced care.</p>
Impact rating	Good
Mitigation	N/A
Mitigated impact rating	Good

5d. A Wales of cohesive communities

Impact	Children are closer to home and maintain connections with families and communities and school placements
Impact rating	Good
Mitigation	N/A
Mitigated impact rating	Good

5e. A globally responsible Wales

Impact	<p>This proposal will keep children in county and in country. It will promote a child's right to a family while maintaining close links to families and communities.</p> <p>Ensuring children and care leavers have connectivity so that they can maintain their global networks via social media or other platforms.</p>
Impact rating	Good
Mitigation	N/A
Mitigated impact rating	Good

5f. A Wales of vibrant culture and thriving Welsh language

Using Welsh

Impact	Children are enabled to live and grow in communities which represent their own language and culture. Active offer of Welsh language services to foster carers and children in care.
Impact rating	Good
Mitigation	N/A
Mitigated impact rating	Neutral

Promoting Welsh

Impact	Active offer of Welsh language services to foster carers and children in care.
Impact rating	Good
Mitigation	N/A
Mitigated impact rating	Neutral

Sports, Art & Recreation

Impact	The proposal will contribute to the improved emotional wellbeing of young people, who have access to local services and maintaining links to their family and community.
Impact rating	Good
Mitigation	N/A
Mitigated impact rating	Neutral

5g. A more equal Wales

Age

Impact	This proposal supports the rights of all children. Making best efforts to represent the voice of the child in assessments and plans.
Impact rating	Good

Mitigation	N/A
Mitigated impact rating	Good

Disability

Impact	Making best efforts to represent the voice of the child in assessments and plans.
Impact rating	Good
Mitigation	N/A
Mitigated impact rating	Good

Gender Reassignment

Impact	Making best efforts to represent the voice of the child in assessments and plans.
Impact rating	Good
Mitigation	N/A
Mitigated impact rating	Good

Marriage or Civil Partnership

Impact	None
---------------	------

Race

Impact	Making best efforts to represent the voice of the child in assessments and plans.
Impact rating	Good
Mitigation	N/A
Mitigated impact rating	Good

Religion or Belief

Impact	Making best efforts to represent the voice of the child in assessments and plans.
Impact rating	Good
Mitigation	N/A
Mitigated impact rating	Good

Sex

Impact	None
---------------	------

Sexual Orientation

Impact	Making best efforts to represent the voice of the child in assessments and plans.
Impact rating	Good
Mitigation	N/A
Mitigated impact rating	Good

Pregnancy and Maternity

Impact	None
---------------	------

Socio-economic Duty

Impact	None
---------------	------

5h. Evidence

Children placed out of county have poorer outcomes. The work of the First Minister's Task Group has provided this evidence around children being placed out of county against children placed in their own communities.

6. Impact on key guiding principles & workforce

6a. Sustainable development principles

Long-term

Impact	Maintaining children in their family's limits disruptions and promotes stability throughout their lives.
Impact rating	Good
Mitigation	N/A
Mitigated impact rating	Good

Collaboration

Impact	Working with multi agency partners and families to meet the needs of children
Impact rating	Good
Mitigation	N/A
Mitigated impact rating	Good

Involvement (including Communication and Engagement)

Impact	Multi-disciplinary plans to maintain children within their communities
Impact rating	Good
Mitigation	N/A
Mitigated impact rating	Good

Prevention

Impact	Providing safe placements for children Children kept closer to home can be kept safer using local resources Particularly aware of issues around Child Exploitation and the vulnerability of CLA and Care Leavers.
Impact rating	Good
Mitigation	N/A

Mitigated impact rating	Good
--------------------------------	------

Integration

Impact	Integrating with multi agency partners. Increases close partnership sharing resources and working to meet a range of children and young people's needs.
Impact rating	Good
Mitigation	N/A
Mitigated impact rating	Good

6b. Impact on the workforce

Impact	Increase in job opportunities
Impact rating	Good
Mitigation	N/A
Mitigated impact rating	Good

6c. Impact on payroll

Impact	None
---------------	------

6d. Welsh language impact on staff

Impact	None
---------------	------

6e. Impact on apprenticeships

Impact	The option for young people to have apprenticeships within the Local Authority should be maximised so that as Corporate Parents we provide opportunities within the family firm. Seek out partner agencies and other organisations who can offer apprenticeships.
Impact rating	Good
Mitigation	N/A

6f. Evidence

Children placed out of county have poorer outcomes. This has been evidenced in the following:
 The work of the First Minister's Task Group has provided this evidence around children being placed out of county against children placed in their own communities.
 A recent Childrens Commissioner for Wales paper on children placed out of County.
 The Waterhouse report – Lost in Care

7. Likelihood and risks

Risk 1

Description	Unable to recruit new foster carers				
Likelihood score	2	Impact score	3	Risk rating	6.0
Mitigation	Continue to improve support and resources to foster carers. Continue foster carer recruitment campaigns. Continue the work to reduce the number of CLA.				
Residual likelihood score	2	Residual impact score	3	Residual risk rating	6.0

Risk 2

Description	Unable to recruit staff				
Likelihood score	3	Impact score	3	Risk rating	9.0
Mitigation	Continue the work on the recruitment strategy and increase recruitment campaigns to recruit qualified social workers and residential care workers for our Children's Homes.				
Residual likelihood score	2	Residual impact score	3	Residual risk rating	6.0

Risk 3

Description	Don't get funding for the continued development of our Powys Children's Homes				
Likelihood score	2	Impact score	3	Risk rating	6.0
Mitigation	Ensure that we maximise all possible funding sources.				
Residual likelihood score	2	Residual impact score	3	Residual risk rating	6.0

8. Overall summary and judgement

Outline assessment

The overall impact of these changes is positive, both to children using services, the workforce and the wider communities.

Cabinet reference

9. Additional evidence

N/A

10. Ongoing monitoring arrangements and governance

Monitoring arrangements

Progress will be reviewed by CLT

The number of children who remain in County, educated in County and become gainfully employed in County will give us a good indication of outcomes and impact.

Review date

01/04/2022

null

This page is intentionally left blank

Impact Assessment

Saving - Continuing Care contribution



12/01/2022

Reference: 4270-3175-4658-3774

Impact Assessments (IA) are a process of assessing how our proposals and decisions might impact upon different types of people and communities and developing proposals in line with relevant legislation.

This is a legal requirement, and ensures the Council considers key legislation, including Equalities, Welsh language, Future Generations, Socio-economic Duty and Risk when developing proposals.

It will also help the Council make the best possible decisions for the people of Powys.

1. Proposal Information

Author name	Anna Konieczny, Strategic Business and Programme Manager
Head of service	Jan Coles, Head of Childrens Services
Portfolio holder	Rachel Powell, portfolio holder for Portfolio Holder for Children and Young People and Culture and Leisure
Proposal title	Saving - Continuing Care contribution
Description of proposal	To ensure that the placement costs for children who are looked after are attributed appropriately across partners.

2. Savings and Consultation requirements

Profile of savings delivery

2021-22	2022-23	2023-24	2024-25	2025-26	2026+	Total savings
£0	£800,000	£0	£0	£0	£0	£800,000

Further information

To ensure that the placement costs for children who are looked after are attributed appropriately across partners.

Consultation requirements

Consultation required?	No
Justification	Consultation is not required as it has no impact on staff or any children and young people

3. Impact on other service areas, geographical areas and data protection

3a. Impact on other service areas

- Childrens Services

3b. Impact on geographical locations

The entire county

3c. Data protection impact assessment

Will the proposal involve processing the personal details of individuals?	No
Is Powys County Council the data controller?	Yes
Further information	No change to the current process of holding children's data

4. Impact on Vision 2025

4a. The economy

Impact	None
--------	------

4b. Health and care

Impact	It will help to achieve an integrated health and social care provision
Impact rating	Neutral
Mitigation	N/A
Mitigated impact rating	Neutral

4c. Learning and skills

Impact	None
--------	------

4d. Residents and communities

Impact	None
--------	------

4e. Evidence

There will be no change to service delivery, this proposal is about ensuring that the correct financing allocation is appropriate

5. Impact on well-being goals including Welsh language and equalities

5a. A prosperous Wales

Impact	None
--------	------

5b. A resilient Wales

Impact	Making better use of Children's Services financial resources.
Impact rating	Good
Mitigation	N/A
Mitigated impact rating	Good

5c. A healthier Wales

Impact	None
--------	------

5d. A Wales of cohesive communities

Impact	None
--------	------

5e. A globally responsible Wales

Impact	None
--------	------

5f. A Wales of vibrant culture and thriving Welsh language

Using Welsh

Impact	None
--------	------

Promoting Welsh

Impact	None
--------	------

Sports, Art & Recreation

Impact	None
--------	------

5g. A more equal Wales

Age

Impact	None
--------	------

Disability

Impact	None
--------	------

Gender Reassignment

Impact	None
--------	------

Marriage or Civil Partnership

Impact	None
--------	------

Race

Impact	None
--------	------

Religion or Belief

Impact	None
--------	------

Sex

Impact	None
---------------	------

Sexual Orientation

Impact	None
---------------	------

Pregnancy and Maternity

Impact	None
---------------	------

Socio-economic Duty

Impact	None
---------------	------

5h. Evidence

There will be no change to service delivery, this proposal is about ensuring that the correct financial allocation.

6. Impact on key guiding principles & workforce

6a. Sustainable development principles

Long-term

Impact	This proposal is about ensuring the correct financial allocations from partners.
Impact rating	Good
Mitigation	N/A
Mitigated impact rating	Good

Collaboration

Impact	Increasing our collaborative work with partners
Impact rating	Good

Mitigation	N/A
Mitigated impact rating	Good

Involvement (including Communication and Engagement)

Impact	None
--------	------

Prevention

Impact	None
--------	------

Integration

Impact	The proposal will further increase integration with partners.
Impact rating	Good
Mitigation	N/A
Mitigated impact rating	Good

6b. Impact on the workforce

Impact	None
--------	------

6c. Impact on payroll

Impact	None
--------	------

6d. Welsh language impact on staff

Impact	None
--------	------

6e. Impact on apprenticeships

Impact	None
--------	------

6f. Evidence

There will be no change to service delivery, this proposal is about ensuring that the correct financial allocation

7. Likelihood and risks

Risk 1

Description	Unable to secure engagement from partners				
Likelihood score	4	Impact score	4	Risk rating	16.0
Mitigation	The service will take legal advice.				
Residual likelihood score	3	Residual impact score	3	Residual risk rating	9.0

8. Overall summary and judgement

Outline assessment

There will be limited impact as this proposal is to ensure correct financial allocation. There is no impact to those using services or the workforce.

Cabinet reference

9. Additional evidence

N/A

10. Ongoing monitoring arrangements and governance

Monitoring arrangements

Regular monitoring by CLT

Review date

01/04/2022

null

This page is intentionally left blank

Impact Assessment

Savings Proposal - convert 5 agency workers to permanent social workers



13/01/2022

Reference: 4088-9389-5349-9898

Impact Assessments (IA) are a process of assessing how our proposals and decisions might impact upon different types of people and communities and developing proposals in line with relevant legislation.

This is a legal requirement, and ensures the Council considers key legislation, including Equalities, Welsh language, Future Generations, Socio-economic Duty and Risk when developing proposals.

It will also help the Council make the best possible decisions for the people of Powys.

1. Proposal Information

Author name	Anna Konieczny, Strategic Business and Programme Manager
Head of service	Jan Coles, Head of Childrens Services
Portfolio holder	Rachel Powell, portfolio holder for Portfolio Holder for Children and Young People and Culture and Leisure
Proposal title	Savings Proposal - convert 5 agency workers to permanent social workers
Description of proposal	This is a proposal to make a saving in 2022/23 by converting 5 agency workers into permanent social workers.

2. Savings and Consultation requirements

Profile of savings delivery

2021-22	2022-23	2023-24	2024-25	2025-26	2026+	Total savings
£0	£150,000	£0	£0	£0	£0	£150,000

Further information

This is a staffing saving as the cost of an agency worker is greater than a permanent social worker.

Consultation requirements

Consultation required?	No
Justification	Consultation is not required as it has no impact on permanent staff and a positive impact on children and young people.

3. Impact on other service areas, geographical areas and data protection

3a. Impact on other service areas

- Childrens Services

3b. Impact on geographical locations

The entire county

3c. Data protection impact assessment

Will the proposal involve processing the personal details of individuals?	Yes
Is Powys County Council the data controller?	Yes
Further information	There are no changes to processing of personal data outside of the normal safer recruitment processes that will be adhered to.

4. Impact on Vision 2025

4a. The economy

Impact	This saving will mean a stable permanent workforce. Newly appointed permanent social workers who were previously agency may relocate to Powys which will be a benefit to the economy
Impact rating	Good
Mitigation	The relocation package will be part of all recruitment campaigns and also highlighted to all agency workers.
Mitigated impact rating	Very good

4b. Health and care

Impact	Permanent social workers will give families, children and young people more stability and help to build positive relationships which will contribute positively to emotional wellbeing.
---------------	---

Impact rating	Very good
Mitigation	N/A
Mitigated impact rating	Very good

4c. Learning and skills

Impact	Permanent social workers will be given learning and development opportunities which will strengthen the workforce
Impact rating	Very good
Mitigation	N/A
Mitigated impact rating	Very good

4d. Residents and communities

Impact	Permanent social workers will give families, children and young people more stability and help to build positive relationships which will contribute positively to emotional wellbeing.
Impact rating	Very good
Mitigation	N/A
Mitigated impact rating	Very good

4e. Evidence

Permanent workforce gives families, children and young people more stability.

5. Impact on well-being goals including Welsh language and equalities

5a. A prosperous Wales

Impact	By appointing permanent staff, some of which may relocate to Powys or already living in Powys it will reduce the distances that are being travelled as many of the agency workers employed live outside of Powys and outside Wales.
Impact rating	Very good
Mitigation	N/A
Mitigated impact rating	Very good

5b. A resilient Wales

Impact	None
---------------	------

5c. A healthier Wales

Impact	Permanent social workers will give families, children and young people more stability and help to build positive relationships which will contribute positively to emotional wellbeing.
Impact rating	Very good
Mitigation	N/A
Mitigated impact rating	Very good

5d. A Wales of cohesive communities

Impact	Newly appointed permanent social workers may relocate to Powys, with their families and become part of the communities.
Impact rating	Very good
Mitigation	N/A
Mitigated impact rating	Very good

5e. A globally responsible Wales

Impact	Permanent social workers will give families, children and young people more stability and help to build positive relationships and achieve better outcomes for children and young people. Permanent staff will follow the values and ethos of Powys Children's Services and ensure that the voice of the child and young person is always heard.
---------------	--

Impact rating	Good
Mitigation	Robust recruitment processes are in place and appointments are only made to the right candidates who share Powys Children's Services values.
Mitigated impact rating	Very good

5f. A Wales of vibrant culture and thriving Welsh language

Using Welsh

Impact	All recruitment campaigns are bilingual and candidates have the option of having their interview conducted in Welsh.
Impact rating	Good
Mitigation	N/A
Mitigated impact rating	Good

Promoting Welsh

Impact	None
---------------	------

Sports, Art & Recreation

Impact	None
---------------	------

5g. A more equal Wales

Age

Impact	None
---------------	------

Disability

Impact	None
---------------	------

Gender Reassignment

Impact	None
--------	------

Marriage or Civil Partnership

Impact	None
--------	------

Race

Impact	None
--------	------

Religion or Belief

Impact	None
--------	------

Sex

Impact	None
--------	------

Sexual Orientation

Impact	None
--------	------

Pregnancy and Maternity

Impact	None
--------	------

Socio-economic Duty

Impact	None
--------	------

5h. Evidence

N/A

6. Impact on key guiding principles & workforce

6a. Sustainable development principles

Long-term

Impact	Ensuring a permanent skilled workforce.
Impact rating	Good
Mitigation	N/A
Mitigated impact rating	Good

Collaboration

Impact	Permanent social workers will be able to develop better working relationships with multi-agency colleagues which will benefit children and young people.
Impact rating	Good
Mitigation	N/A
Mitigated impact rating	Good

Involvement (including Communication and Engagement)

Impact	None
---------------	------

Prevention

Impact	A permanent skilled workforce will be better equipped to able to deliver a high quality service to the communities of Powys
Impact rating	Good
Mitigation	N/A
Mitigated impact rating	Good

Integration

Impact	Permanent social workers will be able to develop better working relationships with multi-agency colleagues which will benefit children and young people.
Impact rating	Good

Mitigation	N/A
Mitigated impact rating	Good

6b. Impact on the workforce

Impact	This will have a positive impact on the workforce and ensure a permanent skilled workforce delivering a high quality service to the communities of Powys
Impact rating	Very good
Mitigation	N/A
Mitigated impact rating	Very good

6c. Impact on payroll

Impact	This will only impact on the agency social workers that are not on payroll but paid on contracts through an agency at a much inflated rate to permanent workers.
Impact rating	Good
Mitigation	N/A
Mitigated impact rating	Good

6d. Welsh language impact on staff

Impact	None
---------------	------

6e. Impact on apprenticeships

Impact	None
---------------	------

6f. Evidence

There will be no change to service delivery, this proposal is about reducing the current agency worker spend and stabilising the workforce.

7. Likelihood and risks

Risk 1

Description	Due to the national shortage of social workers, the risk is that we are unable to convert 5 agency social workers to becoming permanent as the market is very competitive.				
Likelihood score	4	Impact score	4	Risk rating	16.0
Mitigation	A range of recruitment campaigns are continually being developed, a social work salary comparison with other LA's is being undertaken and retention payment was introduced.				
Residual likelihood score	3	Residual impact score	3	Residual risk rating	9.0

8. Overall summary and judgement

Outline assessment

There is no negative impact to this proposal. A stable skilled workforce achieved by recruiting more permanent social workers will benefit the service, the council and the community.

Cabinet reference

9. Additional evidence

N/A

10. Ongoing monitoring arrangements and governance

Monitoring arrangements

The recruitment of social workers is continually reviewed by the Children's Leadership and is an action in our IBP.

Review date

01/04/2022

null

This page is intentionally left blank

Impact Assessment

Savings Proposal - Cost saving from using permanent social workers once qualified instead of agency



13/01/2022

Reference: 0581-3722-9227-6467

Impact Assessments (IA) are a process of assessing how our proposals and decisions might impact upon different types of people and communities and developing proposals in line with relevant legislation.

This is a legal requirement, and ensures the Council considers key legislation, including Equalities, Welsh language, Future Generations, Socio-economic Duty and Risk when developing proposals.

It will also help the Council make the best possible decisions for the people of Powys.

1. Proposal Information

Author name	Anna Konieczny, Strategic Business and Programme Manager
Head of service	Jan Coles, Head of Childrens Services
Portfolio holder	Rachel Powell, portfolio holder for Portfolio Holder for Children and Young People and Culture and Leisure
Proposal title	Savings Proposal - Cost saving from using permanent social workers once qualified instead of agency
Description of proposal	This is a savings proposal from using permanent social workers once qualified instead of agency. This is based on the 'Grow our Own Social Worker' project and includes the Masters Students and 50% Open University students plus the market supplement/retention payment to recruit new permanent social workers.

2. Savings and Consultation requirements

Profile of savings delivery

2021-22	2022-23	2023-24	2024-25	2025-26	2026+	Total savings
£0	£83,762	£0	£0	£0	£0	£83,762

Further information

These are staffing savings from recruiting permanent social workers and reducing agency workers. The cost of employing agency workers is higher than permanent social workers.

Consultation requirements

Consultation required?	No
Justification	Consultation is not required as it has no impact on permanent staff and a positive impact on children and young people.

3. Impact on other service areas, geographical areas and data protection

3a. Impact on other service areas

- Childrens Services

3b. Impact on geographical locations

The entire county

3c. Data protection impact assessment

Will the proposal involve processing the personal details of individuals?	Yes
Is Powys County Council the data controller?	Yes
Further information	No change the current processing of personal details of individuals as staff will be appointed using the usual safer recruitment processes.

4. Impact on Vision 2025

4a. The economy

Impact	<p>This saving will mean a stable permanent workforce.</p> <p>The Grow Our Own Social Work (GOOSW) project is giving our current Powys staff the opportunity to become qualified social workers in Powys, which will increase their earning opportunities and development opportunities.</p> <p>Newly appointed permanent social workers who join Powys Children's due attracted by the retention payment may relocate to Powys which will benefit the local economy.</p>
---------------	---

Impact rating	Good
Mitigation	The relocation package will be part of all recruitment campaigns and also highlighted to newly recruited staff
Mitigated impact rating	Very good

4b. Health and care

Impact	<p>Permanent social workers will give families, children and young people more stability and help to build positive relationships which will contribute positively to emotional wellbeing.</p> <p>The GOOSW project means that our own current staff who have Powys values will become our future social workers and already have and understand the ethos of the service.</p>
Impact rating	Good
Mitigation	N/A
Mitigated impact rating	Good

4c. Learning and skills

Impact	<p>Permanent social workers will be given learning and development opportunities which will strengthen the workforc.</p> <p>GOOSW project is giving Powys staff the opportunity to undertake a social work degree.</p>
Impact rating	Very good
Mitigation	N/A
Mitigated impact rating	Very good

4d. Residents and communities

	Permanent social workers will give families, children and young people more stability and help to build positive relationships which will contribute positively to emotional wellbeing.
--	---

Impact	The GOOSW project is giving opportunities to Powys staff, many of which live in Powys.
Impact rating	Very good
Mitigation	N/A
Mitigated impact rating	Very good

4e. Evidence

Permanent social workers will give families, children and young people more stability and help to build positive relationships which will contribute positively to emotional wellbeing.

5. Impact on well-being goals including Welsh language and equalities

5a. A prosperous Wales

Impact	<p>The reduction of agency social workers means that social work employment opportunities are available and being advertised locally and nationally. The market supplement and retention payment means that new and current permanent social workers in hard to appoint to operational teams will receive an additional one off payment.</p> <p>By appointing permanent staff, some of which may relocate to Powys or already living in Powys it will reduce the distances that are being travelled as many of the agency workers employed live outside of Powys and outside Wales.</p> <p>The GOOSW project is giving people a skills and learning development opportunity.</p>
Impact rating	Good
Mitigation	N/A
Mitigated impact rating	Good

5b. A resilient Wales

Impact	None
---------------	------

5c. A healthier Wales

Impact	Permanent social workers will give families, children and young people more stability and help to build positive relationships which will contribute positively to emotional wellbeing.
Impact rating	Very good
Mitigation	N/A
Mitigated impact rating	Very good

5d. A Wales of cohesive communities

Impact	Newly appointed permanent social workers may relocate to Powys, with their families and become part of the communities.
Impact rating	Good
Mitigation	N/A
Mitigated impact rating	Good

5e. A globally responsible Wales

Impact	Permanent social workers will give families, children and young people more stability and help to build positive relationships and achieve better outcomes for children and young people. Permanent staff will follow the values and ethos of Powys Children's Services and ensure that the voice of the child and young person is always heard.
Impact rating	Good
Mitigation	Robust recruitment processes are in place and appointments are only made to the right candidates who share Powys Children's Services values.
Mitigated impact rating	Very good

5f. A Wales of vibrant culture and thriving Welsh language

Using Welsh

Impact	All recruitment campaigns are bilingual and candidates have the option of having their interview conducted in Welsh.
---------------	--

Impact rating	Good
Mitigation	N/A
Mitigated impact rating	Good

Promoting Welsh

Impact	None
---------------	------

Sports, Art & Recreation

Impact	None
---------------	------

5g. A more equal Wales

Age

Impact	None
---------------	------

Disability

Impact	None
---------------	------

Gender Reassignment

Impact	None
---------------	------

Marriage or Civil Partnership

Impact	None
---------------	------

Race

Impact	None
---------------	------

Religion or Belief

Impact	None
---------------	------

Sex

Impact	None
---------------	------

Sexual Orientation

Impact	None
---------------	------

Pregnancy and Maternity

Impact	None
---------------	------

Socio-economic Duty

Impact	None
---------------	------

5h. Evidence

N/A

6. Impact on key guiding principles & workforce

6a. Sustainable development principles

Long-term

Impact	Ensuring a permanent skilled workforce
Impact rating	Good
Mitigation	N/A
Mitigated impact rating	Good

Collaboration

Impact	Permanent social workers will be able to develop better working relationships with multi-agency colleagues which will benefit children and young people

Impact rating	Good
Mitigation	N/A
Mitigated impact rating	Good

Involvement (including Communication and Engagement)

Impact	None
---------------	------

Prevention

Impact	A permanent skilled workforce will be better equipped to able to deliver a high quality service to the communities of Powys
Impact rating	Good
Mitigation	N/A
Mitigated impact rating	Good

Integration

Impact	Permanent social workers will be able to develop better working relationships with multi-agency colleagues which will benefit children and young people.
Impact rating	Good
Mitigation	N/A
Mitigated impact rating	Good

6b. Impact on the workforce

Impact	This will have a positive impact on the workforce and ensure a permanent skilled workforce delivering a high quality service to the communities of Powys
Impact rating	Very good
Mitigation	N/A
Mitigated impact rating	Very good

6c. Impact on payroll

Impact	Current permanent staff already working in hard to recruit to frontline operational teams will receive an additional one off retention payment.
Impact rating	Good
Mitigation	N/A
Mitigated impact rating	Good

6d. Welsh language impact on staff

Impact	None
---------------	------

6e. Impact on apprenticeships

Impact	None
---------------	------

6f. Evidence

There will be no change to service delivery, this proposal is about reducing the current agency worker spend and stabilising the workforce.

7. Likelihood and risks

Risk 1

Description	Unable to recruit qualified social workers as there is a national shortage. This has also been impacted by the COVID-19 pandemic				
Likelihood score	3	Impact score	3	Risk rating	9.0
Mitigation	A range of recruitment campaigns are being continually developed by Children's Leadership Team and Corporate Communications				
Residual likelihood score	3	Residual impact score	3	Residual risk rating	9.0

Risk 2

Description	NQSW's that qualify through the GOOSW project leave the profession after qualifying				
Likelihood score	3	Impact score	3	Risk rating	9.0
Mitigation	Support for NQSW's is robust and the service has a period of transition in their first year of practice before they can hold a full case load.				
Residual likelihood score	2	Residual impact score	3	Residual risk rating	6.0

8. Overall summary and judgement

Outline assessment

There is no negative impact to this proposal. A stable skilled workforce achieved by recruiting more permanent social workers will benefit the service, the council and the community.

Cabinet reference

9. Additional evidence

N/A

10. Ongoing monitoring arrangements and governance

Monitoring arrangements

The recruitment of social workers and GOOSW project is reviewed continually by Children's Leadership team and is an action in our IBP

Review date 01/04/2022

null

This page is intentionally left blank

Impact Assessment

Saving Proposal - Reduction in staffing expenses
/family time expenses due to "closer to home"



Powys

DRAFT

13/01/2022

Reference: 0471-8900-8340-8098

Impact Assessments (IA) are a process of assessing how our proposals and decisions might impact upon different types of people and communities and developing proposals in line with relevant legislation.

This is a legal requirement, and ensures the Council considers key legislation, including Equalities, Welsh language, Future Generations, Socio-economic Duty and Risk when developing proposals.

It will also help the Council make the best possible decisions for the people of Powys.

1. Proposal Information

Author name	Anna Konieczny, Strategic Business and Programme Manager
Head of service	Jan Coles, Head of Childrens Services
Portfolio holder	Rachel Powell, portfolio holder for Portfolio Holder for Children and Young People and Culture and Leisure
Proposal title	Saving Proposal - Reduction in staffing expenses/family time expenses due to "closer to home"
Description of proposal	This is a proposal to make savings by reducing staff travel expenses and family time due to bringing children back into their Powys and in their communities as part of the closer to home work.

2. Savings and Consultation requirements

Profile of savings delivery

2021-22	2022-23	2023-24	2024-25	2025-26	2026+	Total savings
£0	£10,000	£0	£0	£0	£0	£10,000

Further information

Savings will be made from a reduction in staff travel.

Consultation requirements

Consultation required?	No
Justification	Consultation is not required as this proposal has not impact on staff or on service delivery.

3. Impact on other service areas, geographical areas and data protection

3a. Impact on other service areas

- Childrens Services

3b. Impact on geographical locations

The entire county

3c. Data protection impact assessment

Will the proposal involve processing the personal details of individuals?	No
Is Powys County Council the data controller?	Yes
Further information	No change to service delivery

4. Impact on Vision 2025

4a. The economy

Impact	None
--------	------

4b. Health and care

Impact	None
--------	------

4c. Learning and skills

Impact	None
--------	------

4d. Residents and communities

Impact	None
--------	------

4e. Evidence

There will be no change to service delivery, this proposal is about making a saving from decreasing staff travel due to children moving closer to home.

5. Impact on well-being goals including Welsh language and equalities

5a. A prosperous Wales

Impact	None
--------	------

5b. A resilient Wales

Impact	A reduction in staff travel will have a positive impact on the environment.
Impact rating	Good
Mitigation	N/A
Mitigated impact rating	Good

5c. A healthier Wales

Impact	None
--------	------

5d. A Wales of cohesive communities

Impact	None
--------	------

5e. A globally responsible Wales

Impact	This proposal will decrease staff travel and have a positive impact on the environment.
Impact rating	Good
Mitigation	N/A
Mitigated impact rating	Good

5f. A Wales of vibrant culture and thriving Welsh language

Using Welsh

Impact	None
--------	------

Promoting Welsh

Impact	None
--------	------

Sports, Art & Recreation

Impact	None
--------	------

5g. A more equal Wales

Age

Impact	None
--------	------

Disability

Impact	None
--------	------

Gender Reassignment

Impact	None
--------	------

Marriage or Civil Partnership

Impact	None
--------	------

Race

Impact	None
--------	------

Religion or Belief

Impact	None
--------	------

Sex

Impact	None
---------------	------

Sexual Orientation

Impact	None
---------------	------

Pregnancy and Maternity

Impact	None
---------------	------

Socio-economic Duty

Impact	None
---------------	------

5h. Evidence

N/A

6. Impact on key guiding principles & workforce

6a. Sustainable development principles

Long-term

Impact	None
---------------	------

Collaboration

Impact	None
---------------	------

Involvement (including Communication and Engagement)

Impact	None
---------------	------

Prevention

Impact	None
---------------	------

Integration

Impact	None
---------------	------

6b. Impact on the workforce

Impact	It will mean that staff have to spend less time travelling around the country as children will be closer to home.
Impact rating	Good
Mitigation	N/A
Mitigated impact rating	Good

6c. Impact on payroll

Impact	None
---------------	------

6d. Welsh language impact on staff

Impact	None
---------------	------

6e. Impact on apprenticeships

Impact	None
---------------	------

6f. Evidence

N/A

7. Likelihood and risks

Risk 1

Description	If the children looked after numbers increase and there aren't suitable placements closer to home then staff travel will increase.				
Likelihood score	3	Impact score	3	Risk rating	9.0

Mitigation	This will be mitigated by the work continuing to develop our own placements for children in Powys eg. Children's Homes and Foster Carers				
Residual likelihood score	2	Residual impact score	3	Residual risk rating	6.0

8. Overall summary and judgement

Outline assessment

There is no change to service delivery, this is a savings proposal around reducing staff travel costs.

Cabinet reference

9. Additional evidence

N/A

10. Ongoing monitoring arrangements and governance

Monitoring arrangements

The savings will be reviewed monthly by the Children's Leadership Team.

Review date

01/04/2022

null

Impact Assessment

Savings Proposal - Reduction in Foster Panel costs



DRAFT

13/01/2022

Reference: 0793-0577-4658-5137

Impact Assessments (IA) are a process of assessing how our proposals and decisions might impact upon different types of people and communities and developing proposals in line with relevant legislation.

This is a legal requirement, and ensures the Council considers key legislation, including Equalities, Welsh language, Future Generations, Socio-economic Duty and Risk when developing proposals.

It will also help the Council make the best possible decisions for the people of Powys.

1. Proposal Information

Author name	Anna Konieczny, Strategic Business and Programme Manager
Head of service	Jan Coles, Head of Childrens Services
Portfolio holder	Rachel Powell, portfolio holder for Portfolio Holder for Children and Young People and Culture and Leisure
Proposal title	Savings Proposal - Reduction in Foster Panel costs
Description of proposal	This is a savings proposal to reduce the costs by foster panels by Team Managers being freed up from other admin duties to be able to run them.

2. Savings and Consultation requirements

Profile of savings delivery

2021-22	2022-23	2023-24	2024-25	2025-26	2026+	Total savings
£0	£5,000	£0	£0	£0	£0	£5,000

Further information

The saving is made as the service will be able run the panels internally.

Consultation requirements

Consultation required?	No
Justification	No consultation is required as this is not a change to service delivery, but a re-organisation of Team Managers tasks to make a cost saving.

3. Impact on other service areas, geographical areas and data protection

3a. Impact on other service areas

- Childrens Services

3b. Impact on geographical locations

The entire county

3c. Data protection impact assessment

Will the proposal involve processing the personal details of individuals?	Yes
Is Powys County Council the data controller?	Yes
Further information	There will be no change required to current processes that are in place.

4. Impact on Vision 2025

4a. The economy

Impact	None
--------	------

4b. Health and care

Impact	None
--------	------

4c. Learning and skills

Impact	None
--------	------

4d. Residents and communities

Impact	None
--------	------

4e. Evidence

N/A

5. Impact on well-being goals including Welsh language and equalities

5a. A prosperous Wales

Impact	None
--------	------

5b. A resilient Wales

Impact	None
--------	------

5c. A healthier Wales

Impact	None
--------	------

5d. A Wales of cohesive communities

Impact	None
--------	------

5e. A globally responsible Wales

Impact	None
--------	------

5f. A Wales of vibrant culture and thriving Welsh language

Using Welsh

Impact	None
--------	------

Promoting Welsh

Impact	None
--------	------

Sports, Art & Recreation

Impact	None
--------	------

5g. A more equal Wales

Age

Impact	None
--------	------

Disability

Impact	None
--------	------

Gender Reassignment

Impact	None
--------	------

Marriage or Civil Partnership

Impact	None
--------	------

Race

Impact	None
--------	------

Religion or Belief

Impact	None
--------	------

Sex

Impact	None
--------	------

Sexual Orientation

Impact	None
--------	------

Pregnancy and Maternity

Impact	None
--------	------

Socio-economic Duty

Impact	None
--------	------

5h. Evidence

There is no change to service delivery.

6. Impact on key guiding principles & workforce

6a. Sustainable development principles

Long-term

Impact	None
--------	------

Collaboration

Impact	None
--------	------

Involvement (including Communication and Engagement)

Impact	None
--------	------

Prevention

Impact	None
--------	------

Integration

Impact	None
--------	------

6b. Impact on the workforce

Impact	This is about freeing up Team Managers time to be able to undertake the Fostering Panels to create saving.
--------	--

Impact rating	Good
---------------	------

Mitigation	N/A
------------	-----

Mitigated impact rating	Good
-------------------------	------

6c. Impact on payroll

Impact	None
--------	------

6d. Welsh language impact on staff

Impact	None
--------	------

6e. Impact on apprenticeships

Impact	None
--------	------

6f. Evidence

There is no change to service delivery

7. Likelihood and risks

No risks documented

8. Overall summary and judgement

Outline assessment

This proposal is no change to service delivery, but about freeing up Team Managers time so that they can run the Fostering panels to create a saving.

Cabinet reference	
-------------------	--

9. Additional evidence

N/A

10. Ongoing monitoring arrangements and governance

Monitoring arrangements

The arrangements and savings will be reviewed regularly by the Children's Leadership Team.

Review date

01/04/2022

null

DRAFT

Impact Assessment

Saving Proposal - Implementation of the Special Guardianship Order Project



13/01/2022

Reference: 0760-8220-2640-5167

Impact Assessments (IA) are a process of assessing how our proposals and decisions might impact upon different types of people and communities and developing proposals in line with relevant legislation.

This is a legal requirement, and ensures the Council considers key legislation, including Equalities, Welsh language, Future Generations, Socio-economic Duty and Risk when developing proposals.

It will also help the Council make the best possible decisions for the people of Powys.

1. Proposal Information

Author name	Anna Konieczny, Strategic Business and Programme Manager
Head of service	Jan Coles, Head of Childrens Services
Portfolio holder	Rachel Powell, portfolio holder for Portfolio Holder for Children and Young People and Culture and Leisure
Proposal title	Saving Proposal - Implementation of the Special Guardianship Order Project
Description of proposal	<p>This proposal is based on the savings that can be made from mid year 22 /23 if a Project Officer is funded by the transformation fund to set up a number of projects including the SGO project.</p> <p>Once implemented the SGO project proposal is to release the following savings due to Foster Carers converting to SGO carers which will reduce the number of children who are looked after:</p> <p>Special Guardianship Order (SGO) Project - 1 FTE Social Worker in first two years</p> <p>Special Guardianship Order (SGO) Project - 0.5 FTE Independent Reviewing Officer (IRO)</p> <p>The conversion of Independent Fostering Agency (IFA) placement to SGO placements will also create a saving as part of this proposal.</p>

2. Savings and Consultation requirements

Profile of savings delivery

2021-22	2022-23	2023-24	2024-25	2025-26	2026+	Total savings
£0	£170,200	£0	£0	£0	£0	£170,200

Further information

Savings will be delivered due to a reduction in staffing and conversion of IFA carers to SGO carers.

Consultation requirements

Consultation required?	No
Justification	Consultation is not required at this stage as the proposed saving will not come into effect until part way through the financial year. Then a management of change with staff consultation will be implemented. There will be no job losses as there are other social work vacancies in the service that are being covered by agency social workers.

3. Impact on other service areas, geographical areas and data protection

3a. Impact on other service areas

- Childrens Services
- Workforce & Organisation Development

3b. Impact on geographical locations

The entire county

3c. Data protection impact assessment

Will the proposal involve processing the personal details of individuals?	Yes
Is Powys County Council the data controller?	Yes
Further information	There will be no change to the current processes in place for the use of personal data.

4. Impact on Vision 2025

4a. The economy

Impact	None
---------------	------

4b. Health and care

Impact	<p>The SGO project is to increase the numbers of SGO carers and ensure that these carers have equitable support plans and financial provision in line with foster carers and connected persons. This fits with the vision of Children's Services in keeping children closer to home and with the plans for reducing the number of children who are looked after.</p> <p>Children flourish when they live with family. Better outcomes for children in school. Helps children leave the Children looked after system. Reduces the number of children who are looked after and keeps children closer to home.</p> <p>Improved resource and arrangements for SGO support plans and interventions.</p> <p>Better connections for SGO carers as a group. Improved networks for SGO carers.</p>
Impact rating	Very good
Mitigation	N/A
Mitigated impact rating	Very good

4c. Learning and skills

Impact	<p>Children flourish when they live with family. Better outcomes for children in school. Helps children leave the Children looked after system. Reduces the number of children who are looked after and keeps children closer to home.</p> <p>The SGO project will increase the number of Wellbeing Worker opportunities in the service, they are a key part of our Grow Our Own Social Worker plans too, so by increasing opportunities for these posts in the service we are feeding into the GOOSW project and investing in our future social workers in Powys.</p>
---------------	--

Impact rating	Very good
Mitigation	N/A
Mitigated impact rating	Very good

4d. Residents and communities

Impact	Children flourish when they live with family in their community. Reduces the number of children who are looked after and keeps children closer to home.
Impact rating	Very good
Mitigation	N/A
Mitigated impact rating	Very good

4e. Evidence

“Special Guardianship orders helps thousands of children leave care. It needs more support”, Judith Harwin, Lancaster University March 2021.

Special Guardianship Orders are an order that a court can make to ensure permanency planning is achieved for children.

The advantages for children are enormous in that they can successfully live with a connected person, often remain in their own locality and build better outcomes for themselves.

There has been significant research in this area over the past two years. There are recommendations from the Family Justice Group, June 2020, AFA Cymru, An agenda for Change Lancaster University, SGO research England.

Following the recommendations from the Ombudsman in early 2021, a project group was set up to consider all elements of the recommendations. This group has concluded identifying the next steps for Children’s services and the setting up of the SGO project.

5. Impact on well-being goals including Welsh language and equalities

5a. A prosperous Wales

Impact	Children are closer to home and maintain connections with families and communities and school placements The proposal will enable young people to become involved in education, training and employment in their local communities.
Impact rating	Good
Mitigation	N/A
Mitigated impact rating	Good

5b. A resilient Wales

Impact	None
---------------	------

5c. A healthier Wales

Impact	Children flourish when they live with family. Better outcomes for children in school. Helps children leave the Children looked after system. Reduces the number of children who are looked after and keeps children closer to home.
Impact rating	Very good
Mitigation	N/A
Mitigated impact rating	Very good

5d. A Wales of cohesive communities

Impact	Children are closer to home and maintain connections with families and communities and school placements
Impact rating	Good
Mitigation	N/A
Mitigated impact rating	Good

5e. A globally responsible Wales

Impact	It will ensure that SGO carers receive equitable support and intervention for children and their families in line with the SGO support plan Children flourish when they live with family. Better outcomes for children in school. Helps children leave the Children looked after system. Reduces the number of children who are looked after and keeps children closer to home.
Impact rating	Good
Mitigation	N/A
Mitigated impact rating	Good

5f. A Wales of vibrant culture and thriving Welsh language

Using Welsh

Impact	Children are enabled to live and grow in communities which represent their own language and culture. Active offer of Welsh language services to SGO carers and children in care.
Impact rating	Good
Mitigation	N/A
Mitigated impact rating	Good

Promoting Welsh

Impact	None
---------------	------

Sports, Art & Recreation

Impact	None
---------------	------

5g. A more equal Wales

Age

Impact	This proposal supports the rights of all children. Making best efforts to represent the voice of the child in assessments and plans.
Impact rating	Good
Mitigation	N/A
Mitigated impact rating	Good

Disability

Impact	None
---------------	------

Gender Reassignment

Impact	None
---------------	------

Marriage or Civil Partnership

Impact	None
---------------	------

Race

Impact	None
---------------	------

Religion or Belief

Impact	None
---------------	------

Sex

Impact	None
---------------	------

Sexual Orientation

Impact	None
---------------	------

Pregnancy and Maternity

Impact	None
---------------	------

Socio-economic Duty

Impact	None
--------	------

5h. Evidence

“Special Guardianship orders helps thousands of children leave care. It needs more support”, Judith Harwin, Lancaster University March 2021.

There has been significant research in this area over the past two years. There are recommendations from the Family Justice Group, June 2020, AFA Cymru, An agenda for Change Lancaster University, SGO research England.

Following the recommendations from the Ombudsman in early 2021, a project group was set up to consider all elements of the recommendations. This group has concluded identifying the next steps for Children’s services.

6. Impact on key guiding principles & workforce

6a. Sustainable development principles

Long-term

Impact	Maintaining children in their family’s limits disruptions and promotes stability throughout their lives.
Impact rating	Good
Mitigation	N/A
Mitigated impact rating	Good

Collaboration

Impact	None
--------	------

Involvement (including Communication and Engagement)

Impact	None
---------------	------

Prevention

Impact	<p>Providing safe placements for children Children kept closer to home can be kept safer using local resources.</p> <p>Children flourish when they live with family. Better outcomes for children in school. Helps children leave the Children looked after system.</p>
Impact rating	Good
Mitigation	N/A
Mitigated impact rating	Good

Integration

Impact	None
---------------	------

6b. Impact on the workforce

Impact	The savings proposal will have an impact on social work staffing, but there will be no redundancies as there are social work vacancies across other areas of the service.
Impact rating	Neutral
Mitigation	N/A
Mitigated impact rating	Neutral

6c. Impact on payroll

Impact	None
---------------	------

6d. Welsh language impact on staff

Impact	None
---------------	------

6e. Impact on apprenticeships

6f. Evidence

“Special Guardianship orders helps thousands of children leave care. It needs more support”, Judith Harwin, Lancaster University March 2021.

There has been significant research in this area over the past two years. There are recommendations from the Family Justice Group, June 2020, AFA Cymru, An agenda for Change Lancaster University, SGO research England.

Following the recommendations from the Ombudsman in early 2021, a project group was set up to consider all elements of the recommendations. This group has concluded identifying the next steps for Children’s services.

7. Likelihood and risks

Risk 1

Description	There is a risk that we won't be able to convert IFA carers to SGO carers.				
Likelihood score	3	Impact score	3	Risk rating	9.0
Mitigation	If the Project Officer is funded by transformation fund then the SGO project and team will be set up to ensure that excellent support services are provided to SGO carers.				
Residual likelihood score	3	Residual impact score	3	Residual risk rating	9.0

Risk 2

Description	Due to external factors, the CLA numbers may increase and we won't be able to reduce the number of children becoming looked after despite increasing SGO carers.				
Likelihood score	3	Impact score	3	Risk rating	9.0
Mitigation	The service continue to focus on intervention and prevention and using the Signs of Safety practice framework to reduce the number of children becoming looked after overall.				

Residual likelihood score	2	Residual impact score	3	Residual risk rating	6.0
----------------------------------	---	------------------------------	---	-----------------------------	-----

8. Overall summary and judgement

Outline assessment

This saving proposal is based on the setting up the SGO project and increasing the support package to SGO carers.

Cabinet reference

9. Additional evidence

As per previous evidence.

10. Ongoing monitoring arrangements and governance

Monitoring arrangements

The proposal will be monitored continually by Children's Leadership Team.

Review date

01/04/2022

null

Impact Assessment

Full year effect of the part year savings form 2021
/22 in 2022/23



13/01/2022

Reference: 5207-3197-6144-2259

Impact Assessments (IA) are a process of assessing how our proposals and decisions might impact upon different types of people and communities and developing proposals in line with relevant legislation.

This is a legal requirement, and ensures the Council considers key legislation, including Equalities, Welsh language, Future Generations, Socio-economic Duty and Risk when developing proposals.

It will also help the Council make the best possible decisions for the people of Powys.

1. Proposal Information

Author name	Michael Gray, Head of Adult Services
Head of service	Michael Gray, Head of Adult Services
Portfolio holder	Myfanwy Alexander, portfolio holder for Portfolio Holder for Adult Social Care, Welsh Language and Communications
Proposal title	Full year effect of the part year savings form 2021/22 in 2022/23
Description of proposal	Full year effect of the part year savings form 2021/22 in 2022/23

2. Savings and Consultation requirements

Profile of savings delivery

2021-22	2022-23	2023-24	2024-25	2025-26	2026+	Total savings
£0	£500,000	£0	£0	£0	£0	£500,000

Further information

Full year effect of the part year savings form 2021/22 in 2022/23

Consultation requirements

Consultation required?	No
Justification	Full year effect of the part year savings form 2021/22 in 2022/23

3. Impact on other service areas, geographical areas and data protection

3a. Impact on other service areas

3b. Impact on geographical locations

The entire county

3c. Data protection impact assessment

Will the proposal involve processing the personal details of individuals?	No
Is Powys County Council the data controller?	Yes
Further information	

4. Impact on Vision 2025

4a. The economy

Impact	None
--------	------

4b. Health and care

Impact	None
--------	------

4c. Learning and skills

Impact	None
--------	------

4d. Residents and communities

Impact	None
--------	------

4e. Evidence

Full year effect of the part year savings form 2021/22 in 2022/23

5. Impact on well-being goals including Welsh language and equalities

5a. A prosperous Wales

Impact	None
--------	------

5b. A resilient Wales

Impact	None
--------	------

5c. A healthier Wales

Impact	None
--------	------

5d. A Wales of cohesive communities

Impact	None
--------	------

5e. A globally responsible Wales

Impact	None
--------	------

5f. A Wales of vibrant culture and thriving Welsh language

Using Welsh

Impact	None
--------	------

Promoting Welsh

Impact	None
--------	------

Sports, Art & Recreation

Impact	None
--------	------

5g. A more equal Wales

Age

Impact	None
---------------	------

Disability

Impact	None
---------------	------

Gender Reassignment

Impact	None
---------------	------

Marriage or Civil Partnership

Impact	None
---------------	------

Race

Impact	None
---------------	------

Religion or Belief

Impact	None
---------------	------

Sex

Impact	None
---------------	------

Sexual Orientation

Impact	None
---------------	------

Pregnancy and Maternity

Impact	None
---------------	------

Socio-economic Duty

Impact	None
---------------	------

5h. Evidence

--	--

6. Impact on key guiding principles & workforce

6a. Sustainable development principles

Long-term

Impact	None
--------	------

Collaboration

Impact	None
--------	------

Involvement (including Communication and Engagement)

Impact	None
--------	------

Prevention

Impact	None
--------	------

Integration

Impact	None
--------	------

6b. Impact on the workforce

Impact	None
--------	------

6c. Impact on payroll

Impact	None
--------	------

6d. Welsh language impact on staff

Impact	None
--------	------

6e. Impact on apprenticeships

--	--

6f. Evidence

Full year effect of the part year savings form 2021/22 in 2022/23

7. Likelihood and risks

No risks documented

8. Overall summary and judgement

Outline assessment

Full year effect of the part year savings form 2021/22 in 2022/23

Cabinet reference

9. Additional evidence

10. Ongoing monitoring arrangements and governance

Monitoring arrangements

Financial savings tracker meeting

Review date

14/01/2022

null

This page is intentionally left blank

Impact Assessment

Managing Demand - Strengths Based Reviews



12/01/2022

Reference: 4578-5702-2262-2480

Impact Assessments (IA) are a process of assessing how our proposals and decisions might impact upon different types of people and communities and developing proposals in line with relevant legislation.

This is a legal requirement, and ensures the Council considers key legislation, including Equalities, Welsh language, Future Generations, Socio-economic Duty and Risk when developing proposals.

It will also help the Council make the best possible decisions for the people of Powys.

1. Proposal Information

Author name	Michael Gray, Head of Adult Services
Head of service	Michael Gray, Head of Adult Services
Portfolio holder	Myfanwy Alexander, portfolio holder for Portfolio Holder for Adult Social Care, Welsh Language and Communications
Proposal title	Managing Demand - Strengths Based Reviews
Description of proposal	In line with the Social Services and Wellbeing Act (2014), it makes clear that care and support plans should promote wellbeing, so that people are able to maintain an appropriate level of autonomy with the appropriate level of care and support that is consistent with their wellbeing. We propose to undertake strengths-based reviews. We believe this will enable us to "right size" some packages of care, and in turn allow us to release domiciliary care capacity to ensure that this resource is targeted more effectively.

2. Savings and Consultation requirements

Profile of savings delivery

2021-22	2022-23	2023-24	2024-25	2025-26	2026+	Total savings
£500,000	£0	£0	£0	£0	£0	£500,000

Further information

In line with the Social Services and Wellbeing Act (2014), it makes clear that care and support plans should promote wellbeing, so that people are able to maintain an appropriate level of autonomy with the appropriate level of care and support that is consistent with their wellbeing. We propose to undertake strengths-based reviews. We believe this will enable us to "right size" some packages of care, and in turn allow us to release domiciliary care capacity.

Consultation requirements

Consultation required?	No
-------------------------------	----

Justification

Regular strengths based reviews are expected and required under the Social Services and Wellbeing (Wales) Act 2014.

3. Impact on other service areas, geographical areas and data protection

3a. Impact on other service areas

- Commissioning (Children & Adults)

3b. Impact on geographical locations

The entire county

3c. Data protection impact assessment

Will the proposal involve processing the personal details of individuals?

Yes

Is Powys County Council the data controller?

Yes

Further information

Undertaking a review of individuals' care and support plans will include the processing of personal data, but its use is in line with the Privacy Notice for Adult Social Care. Information will be stored securely in Care Director (WCCIS).

4. Impact on Vision 2025

4a. The economy

Impact

In some cases, strengths based reviews may result in some residents exploring supported employment as a meaningful day opportunity where this is practical, and so more people may have improved opportunities for valued occupation.

Impact rating	Good
Mitigation	Work in partnership with Council's economic development function to maximise opportunities for employment. Derive social value benefits from future procurement activity to create more employment opportunities for local people.
Mitigated impact rating	Good

4b. Health and care

Impact	More people will be supported to live independently in their own homes for longer.
Impact rating	Good
Mitigation	Social workers, occupational therapists and community connectors to undertake joint reviews where appropriate to do so, in order that people are supported as far as possible to do things for themselves, with support provided only when required.
Mitigated impact rating	Very good

4c. Learning and skills

Impact	As part of any strengths based review, there may be opportunities for residents to learn/regain skills associated with independent living.
Impact rating	Good
Mitigation	Not specified

4d. Residents and communities

Impact	Strengths based reviewing will enable practitioners to better understand and review what matters to our residents, when it comes to the best way to meet eligible social care needs.
Impact rating	Good
Mitigation	Not specified

4e. Evidence

Six steps to managing demand in Adult Social Care - a performance management approach (Institute of Public Care) sets out a number of strategic objectives that should enable an Adult Services function to effectively manage demand for services. One of these objectives is

"People with long-term conditions have a care and support plan with a focus on achieving the maximum possible independence (as is realistic and possible for their individual circumstances). Plans are regularly reviewed based on outcomes achieved."

<https://ipc.brookes.ac.uk/publications/six-steps-to-managing-demand-in-adult-social-care-a-performance-management-approach-full-report>

This savings item is a continuation of work undertaken in 2021/22.

Indicators of success will include

-Average package of domiciliary care

-Percentage of domiciliary care calls that are double handed

5. Impact on well-being goals including Welsh language and equalities

5a. A prosperous Wales

Impact	None
--------	------

5b. A resilient Wales

Impact	None
--------	------

5c. A healthier Wales

Impact	Whilst every individual will have their unique assets and support needs, the principle behind strengths based reviewing is that there should be an ongoing focus on assisting residents to achieve the maximum possible independence (as is realistic and possible for their individual circumstances).
Impact rating	Good
Mitigation	Ensure that reviews are undertaken jointly with other partners when appropriate to do so.

Mitigated impact rating	Good
-------------------------	------

5d. A Wales of cohesive communities

Impact	None
--------	------

5e. A globally responsible Wales

Impact	None
--------	------

5f. A Wales of vibrant culture and thriving Welsh language

Using Welsh

Impact	None
--------	------

Promoting Welsh

Impact	Reviews will be undertaken in Welsh when appropriate to do so as per the Active Offer.
Impact rating	Good
Mitigation	Not specified

Sports, Art & Recreation

Impact	None
--------	------

5g. A more equal Wales

Age

Impact	Strengths based reviewing is cognisant of wellbeing as defined in the Social Services and Wellbeing Act.
Impact rating	Good
Mitigation	Holistic view taken of an individual's wellbeing when reviews are undertaken.
Mitigated impact rating	Good

Disability

Impact	Some of the reviews will be with a view to enabling people with disabilities to live more independently.
Impact rating	Good
Mitigation	To ensure that operational staff are part of wider commissioning efforts around developing supported living, supported employment options.
Mitigated impact rating	Very good

Gender Reassignment

Impact	None
---------------	------

Marriage or Civil Partnership

Impact	None
---------------	------

Race

Impact	None
---------------	------

Religion or Belief

Impact	None
---------------	------

Sex

Impact	None
---------------	------

Sexual Orientation

Impact	None
---------------	------

Pregnancy and Maternity

Impact	None
---------------	------

Socio-economic Duty

Impact	None
---------------	------

5h. Evidence

It is difficult to provide evidence considering that each strengths based review will be with reference to individuals' unique circumstances.

6. Impact on key guiding principles & workforce

6a. Sustainable development principles

Long-term

Impact	Strengths based reviews will mitigate the impact of both a shrinking working population in Powys and an ageing population that will require more care. It will also assist us in improving equity of access to health and care services across our region.
Impact rating	Good
Mitigation	Not specified

Collaboration

Impact	Strengths based reviews will be collaborative, with due consideration given to what other partners can offer, if there is a view that there is a more proportionate means of meeting eligible needs.
Impact rating	Good
Mitigation	Liaise with community connectors and wider community and voluntary sector when undertaking reviews to maximise the chance of strengths based solutions.
Mitigated impact rating	Good

Involvement (including Communication and Engagement)

Impact	Reviews are a two/three way process between the individual drawing upon care and support, the provider/s delivering that support and the practitioner coordinating the support. The voice of the resident is paramount in this process.
Impact rating	Good
Mitigation	Not specified

Prevention

Impact	Strengths based reviews are a continuation of our efforts to meet eligible needs in the most proportionate way. Preventative services and opportunities will therefore be considered as part of any review.
Impact rating	Good
Mitigation	Not specified

Integration

Impact	Strengths based reviews will look at the holistic assets and needs of individuals and therefore, and interdependencies between health and care services will be identified through this process.
Impact rating	Good
Mitigation	To ensure that if we think needs have escalated beyond the legal threshold for what social services can provide, that we liaise with relevant colleagues in the NHS to arrange a joint determination of whether or not a primary healthcare need exists.
Mitigated impact rating	Good

6b. Impact on the workforce

Impact	None
---------------	------

6c. Impact on payroll

Impact	None
---------------	------

6d. Welsh language impact on staff

Impact	None
---------------	------

6e. Impact on apprenticeships

Impact	None
--------	------

6f. Evidence

Each strengths based review is unique to the individual, however the purpose (which is aligned to the Social Services and Wellbeing Act) is to

- monitor progress and changes
- consider the extent to which the delivery of the plan is meeting assessed needs and how it has helped the individual or family to achieve their outcomes
- determine what support is needed in future, and confirm, amend or end the services involved

A review is a key part of effective care and support and good arrangements can ensure that services remain appropriate, well targeted and relevant to the individual, and encourage the individual to continue to maintain control over their support.

7. Likelihood and risks

Risk 2

Description	If there are insufficient staff to undertake reviews, then reviews will not be undertaken in a timely manner.				
Likelihood score	3	Impact score	3	Risk rating	9.0
Mitigation	Draw upon all available grants and utilise a staffing skills-mix to resource the reviews accordingly.				
Residual likelihood score	3	Residual impact score	3	Residual risk rating	9.0

8. Overall summary and judgement

Outline assessment

Strengths based reviews are a continuation of previous savings plans and are aligned with the strengths based vision for the service as well as the Social Services and Wellbeing Act.

Cabinet reference	
-------------------	--

9. Additional evidence

10. Ongoing monitoring arrangements and governance

Monitoring arrangements

Monthly savings tracker meetings, chaired by Head of Service/Finance Business Partner with the invitation of all savings leads are in place, and will continue.

Review date	07/01/2022
-------------	------------

null

This page is intentionally left blank

Impact Assessment

Direct Payments



12/01/2022

Reference: 9012-3097-5625-4116

Impact Assessments (IA) are a process of assessing how our proposals and decisions might impact upon different types of people and communities and developing proposals in line with relevant legislation.

This is a legal requirement, and ensures the Council considers key legislation, including Equalities, Welsh language, Future Generations, Socio-economic Duty and Risk when developing proposals.

It will also help the Council make the best possible decisions for the people of Powys.

1. Proposal Information

Author name	Michael Gray, Head of Adult Services
Head of service	Michael Gray, Head of Adult Services
Portfolio holder	Myfanwy Alexander, portfolio holder for Portfolio Holder for Adult Social Care, Welsh Language and Communications
Proposal title	Direct Payments
Description of proposal	Direct Payments - Identifying the level of domiciliary care packages (average of 14 hours/week) is critical to finding efficiencies and the use of Direct Payments a solution if linked to the new strength based approach in Social Work practice.

2. Savings and Consultation requirements

Profile of savings delivery

2021-22	2022-23	2023-24	2024-25	2025-26	2026+	Total savings
£0	£200,000	£0	£0	£0	£0	£200,000

Further information

This proposal seeks to further embed our direct payments offer, by making direct payments easy to understand and use, through effective communications and engagement, and easy to use self service options. The risk to the community is low but sustained and well planned communications and engagement will be needed to promote the benefits of direct payments to both residents and adult services staff. The proposal is in line with the Social Services and Wel-being Act Wales (2014).

Consultation requirements

Consultation required?	No
-------------------------------	----

Justification

The use of direct payments are encouraged in the Social Services and Wellbeing Act. Part 4- Code of Practice makes clear that Direct payments are an important mechanism by which people can exercise choice, voice and control to decide how to meet their needs for care and support and achieve their personal outcomes. As such direct payments are an integral part of meeting people's needs through care and support planning, and must not be seen as a separate, secondary consideration.

3. Impact on other service areas, geographical areas and data protection

3a. Impact on other service areas

- Adult Services

3b. Impact on geographical locations

The entire county

3c. Data protection impact assessment

Will the proposal involve processing the personal details of individuals?

Yes

Is Powys County Council the data controller?

Yes

Further information

4. Impact on Vision 2025

4a. The economy

Impact	There may be a greater use of community/third sector and independent providers of care as more people look to utilise direct payments to fund more creative means of support.
Impact rating	Good
Mitigation	Ongoing promotion of virtual wallet and PA finder.
Mitigated impact rating	Good

4b. Health and care

Impact	Promoting the use of direct payments and ensuring that the offer is attractive will help contribute to a greater mixed economy of provision within the County. Direct payments will provide greater choice and flexibility for those that need care and support.
Impact rating	Good
Mitigation	Promotion of direct payments as a means of securing care and support. Promotion of virtual wallet and PA finder.
Mitigated impact rating	Good

4c. Learning and skills

Impact	None
---------------	------

4d. Residents and communities

Impact	Direct payments provide greater choice and control compared to commissioned provision.
Impact rating	Good
Mitigation	Promotion of direct payments as a means of securing care and support. Promotion of virtual wallet and PA finder.
Mitigated impact rating	Good

4e. Evidence

Direct payment uptake will be monitored through monthly data intelligence report, through the measure below:

Percentage of Care Packages Provided by Direct Payment - Scheduled

Analysis suggests that there is on average, a £5 difference per hour between a direct payment rate and a commissioned home care rate.

£5 difference x average hours per week (14 hours) x 52 = £3640

If 55 individuals are to be converted to direct payments, this will achieve approximately £200K which is the required savings amount.

5. Impact on well-being goals including Welsh language and equalities

5a. A prosperous Wales

Impact	If more people are to use direct payments, there will be more demand for innovative local businesses such as micro-enterprises.
Impact rating	Good
Mitigation	To further develop the market for direct payment recipients.
Mitigated impact rating	Good

5b. A resilient Wales

Impact	None
---------------	------

5c. A healthier Wales

Impact	Direct payments offer flexibility and choice about how to meet care and support needs, but they can only be spent in line with the support plan.
Impact rating	Good
Mitigation	Promotion of direct payments as a means of securing care and support. Promotion of virtual wallet and PA finder.

Mitigated impact rating	Good
--------------------------------	------

5d. A Wales of cohesive communities

Impact	Direct payments offer flexibility and choice about how to meet care and support needs, but they can only be spent in line with the support plan.
Impact rating	Good
Mitigation	Promotion of direct payments as a means of securing care and support. Promotion of virtual wallet and PA finder.
Mitigated impact rating	Good

5e. A globally responsible Wales

Impact	None
---------------	------

5f. A Wales of vibrant culture and thriving Welsh language

Using Welsh

Impact	None
---------------	------

Promoting Welsh

Impact	Direct payments would enable people to secure Welsh speaking support staff should this be available and required.
Impact rating	Good
Mitigation	Promotion of direct payments as a means of securing care and support. Promotion of virtual wallet and PA finder.
Mitigated impact rating	Good

Sports, Art & Recreation

Impact	Direct payments offer flexibility and choice about how to meet care and support needs, but they can only be spent in line with the support plan.
Impact rating	Good

Mitigation	Promotion of direct payments as a means of securing care and support. Promotion of virtual wallet and PA finder.
Mitigated impact rating	Good

5g. A more equal Wales

Age

Impact	Direct payments offer flexibility and choice about how to meet care and support needs, but they can only be spent in line with the support plan.
Impact rating	Good
Mitigation	Promotion of direct payments as a means of securing care and support. Promotion of virtual wallet and PA finder.
Mitigated impact rating	Good

Disability

Impact	Direct payments offer flexibility and choice about how to meet care and support needs, but they can only be spent in line with the support plan.
Impact rating	Good
Mitigation	Promotion of direct payments as a means of securing care and support. Promotion of virtual wallet and PA finder.
Mitigated impact rating	Good

Gender Reassignment

Impact	None
---------------	------

Marriage or Civil Partnership

Impact	None
---------------	------

Race

Impact	None
---------------	------

Religion or Belief

Impact	None
--------	------

Sex

Impact	None
--------	------

Sexual Orientation

Impact	None
--------	------

Pregnancy and Maternity

Impact	None
--------	------

Socio-economic Duty

Impact	None
--------	------

5h. Evidence

Powys has a strong record, relative to other Authorities in the promotion and uptake of direct payments. Approximately 20% of all care packages in Powys are delivered via a direct payment and our investment in the Virtual wallet and PA finder has made the administration of direct payments easier for residents. Engagement with direct recipients in Powys has shown that they are a key means of helping people decide how they can meet their own care and support needs in a way that works for them.

6. Impact on key guiding principles & workforce

6a. Sustainable development principles

Long-term

Impact	With an ageing population, we know that more people will require care and support. Personalised care options such as direct payments will contribute to the Council's ability to manage this increase in demand in a sustainable way.
Impact rating	Good

Mitigation	Promotion of direct payments as a means of securing care and support. Promotion of virtual wallet and PA finder.
Mitigated impact rating	Good

Collaboration

Impact	Part 4 Code of Practice is clear that <i>"Local authorities must promote self-management and aim to increase independence by enabling people to become actively involved in shaping their care and support. In the development of, and provision of a direct payment, a local authority must encourage and support people to determine their own personal outcomes and the care and support they require to achieve these taking into account their existing support networks. People must be encouraged to find creative, flexible and innovative ways to maximise their personal outcomes."</i>
Impact rating	Good
Mitigation	Promotion of direct payments as a means of securing care and support. Promotion of virtual wallet and PA finder.
Mitigated impact rating	Good

Involvement (including Communication and Engagement)

Impact	None
--------	------

Prevention

Impact	Where eligible care and support needs, or support needs in the case of a carer, have been identified and that individual, or their representative, expresses a wish to receive one, direct payments must be made available in all cases where they enable personal outcomes to be achieved. A local authority must be innovative and creative when working in partnership with recipients or their representatives to explore ways a direct payment can be used to secure the personal outcomes. Preventative options can be funded through direct payments also.
Impact rating	Good
Mitigation	Promotion of direct payments as a means of securing care and support. Promotion of virtual wallet and PA finder.

Mitigated impact rating	Good
--------------------------------	------

Integration

Impact	Direct payments makes it easier for a resident to draw upon a mixed economy of provision when identifying how eligible needs can be best met.
Impact rating	Good
Mitigation	Promotion of direct payments as a means of securing care and support. Promotion of virtual wallet and PA finder.
Mitigated impact rating	Good

6b. Impact on the workforce

Impact	None
---------------	------

6c. Impact on payroll

Impact	None
---------------	------

6d. Welsh language impact on staff

Impact	None
---------------	------

6e. Impact on apprenticeships

Impact	None
---------------	------

6f. Evidence

Success will be monitored through monthly data intelligence meetings and savings tracker meetings.
--

7. Likelihood and risks

Risk 2

Description	If direct payments are deemed too difficult to manage, then uptake will be lower than anticipated.				
Likelihood score	2	Impact score	3	Risk rating	6.0
Mitigation	Yes. Through promotion of virtual wallet/PA finder and direct payment support service when appropriate.				
Residual likelihood score	1	Residual impact score	3	Residual risk rating	3.0

8. Overall summary and judgement

Outline assessment

This proposal seeks to further embed our direct payments offer, by making direct payments easy to understand and use, through effective communications and engagement, and easy to use self service options. The proposal is in line with the Social Services and Wel-being Act Wales (2014) which promotes independence and flexibility and choice around care and support.

Cabinet reference

9. Additional evidence

<https://socialcare.wales/service-improvement/myths-and-facts-about-direct-payments#section-30964-anchor>

10. Ongoing monitoring arrangements and governance

Monitoring arrangements

Monitoring will be through monthly data intelligence reporting and finance savings tracker.

Review date

07/01/2022

null

Impact Assessment

Moving with dignity approach



12/01/2022

Reference: 2424-6083-4851-3063

Impact Assessments (IA) are a process of assessing how our proposals and decisions might impact upon different types of people and communities and developing proposals in line with relevant legislation.

This is a legal requirement, and ensures the Council considers key legislation, including Equalities, Welsh language, Future Generations, Socio-economic Duty and Risk when developing proposals.

It will also help the Council make the best possible decisions for the people of Powys.

1. Proposal Information

Author name	Michael Gray, Head of Adult Services
Head of service	Michael Gray, Head of Adult Services
Portfolio holder	Myfanwy Alexander, portfolio holder for Portfolio Holder for Adult Social Care, Welsh Language and Communications
Proposal title	Moving with dignity approach
Description of proposal	Through our moving with dignity approach, reduce the number of double handed care packages, thereby reducing cost of those care packages.

2. Savings and Consultation requirements

Profile of savings delivery

2021-22	2022-23	2023-24	2024-25	2025-26	2026+	Total savings
£0	£400,000	£0	£0	£0	£0	£400,000

Further information

There is well established evidence that an investment in occupational therapy resource can deliver significant returns in terms of both cost savings, and cost avoidance, if OTs are used to review new and existing double handed care packages. The proposal has the added benefit of releasing care capacity. This extra capacity can then be used in a more targeted way, which will assist with our ongoing efforts of transferring people from hospital in a timely manner.

Consultation requirements

Consultation required?	No
Justification	Strengths based care and support planning and reviews are aligned with the Social Services and Wellbeing Act.

3. Impact on other service areas, geographical areas and data protection

3a. Impact on other service areas

3b. Impact on geographical locations

The entire county

3c. Data protection impact assessment

Will the proposal involve processing the personal details of individuals?	Yes
Is Powys County Council the data controller?	Yes
Further information	

4. Impact on Vision 2025

4a. The economy

Impact	None
--------	------

4b. Health and care

<p>Impact</p>	<p>We believe that reducing the number of carers going into a person's home to assist with personal tasks makes for more consistent care, greater privacy for our residents and more personal one-to-one relationships with fewer carers.</p> <p>A recent report from the Royal College of Occupational Therapists (RCOT) demonstrates that funding occupational therapy services delivers a significant return on investment. There is a wealth of evidence that shows that Councils can achieve savings by making greater use of occupational therapy to personalise packages of care.</p> <p>The initiative directly contributes to our Vision 2025 Corporate Improvement Plan, and in particular our Health and Care theme, by ensuring that we work in a strengths-based way to promote independence and self-care wherever possible.</p>
<p>Impact rating</p>	<p>Good</p>
<p>Mitigation</p>	<p>Ensure that occupational therapists are involved in right-sizing all proposed care packages and to be part of reviews as and when appropriate.</p>
<p>Mitigated impact rating</p>	<p>Good</p>

4c. Learning and skills

<p>Impact</p>	<p>None</p>
----------------------	-------------

4d. Residents and communities

<p>Impact</p>	<p>None</p>
----------------------	-------------

4e. Evidence

A recent report from the Royal College of Occupational Therapists (RCOT) demonstrates that funding occupational therapy services delivers a significant return on investment. There is a wealth of evidence that shows that Councils can achieve savings by making greater use of occupational therapy to personalise packages of care. To provide two examples:

Devon County Council have adopted this approach and achieved annual savings of £472,301; cost avoidance of £178,500 and a saving of 239 hours of care costs.

Rhondda Cynon Taf County Borough Council, based on 18 months' worth of reviews, have achieved £621K savings up to March 2019, and £215K of cost avoidance within the same period.

5. Impact on well-being goals including Welsh language and equalities

5a. A prosperous Wales

Impact	If there is a reduction in the level of care required, whilst ensuring that eligible needs are still met, there may be a corresponding reduction in worker travel across the County which will have a positive impact on the Council's carbon footprint.
Impact rating	Good
Mitigation	Ensure that occupational therapists are involved in right-sizing all proposed care packages and to be part of reviews as and when appropriate.
Mitigated impact rating	Good

5b. A resilient Wales

Impact	If there is a reduction in the level of care required, whilst ensuring that eligible needs are still met, there may be a corresponding reduction in worker travel across the County which will have a positive impact on the Council's carbon footprint.
Impact rating	Good
Mitigation	Ensure that occupational therapists are involved in right-sizing all proposed care packages and to be part of reviews as and when appropriate.
Mitigated impact rating	Good

5c. A healthier Wales

Impact	The moving with dignity approach is a strengths based approach that looks at what people can do for themselves, and how aids and adaptations can be used where appropriate to make sure that the level of care provided is sufficient and proportionate.
Impact rating	Good
Mitigation	Ensure that occupational therapists are involved in right-sizing all proposed care packages and to be part of reviews as and when appropriate.
Mitigated impact rating	Good

5d. A Wales of cohesive communities

Impact	None
---------------	------

5e. A globally responsible Wales

Impact	The dignity with care approach is a strengths based approach that looks at what people can do for themselves, and how aids and adaptations can be used where appropriate to make sure that the level of care provided is sufficient and proportionate. This creates the conditions for people to live in dignity and achieve their full potential.
Impact rating	Good
Mitigation	Ensure that occupational therapists are involved in right-sizing all proposed care packages and to be part of reviews as and when appropriate.
Mitigated impact rating	Good

5f. A Wales of vibrant culture and thriving Welsh language

Using Welsh

Impact	None
---------------	------

Promoting Welsh

Impact	Residents will be supported by Welsh speaking professionals in line with the Active Offer.
Impact rating	Good
Mitigation	Not specified

Sports, Art & Recreation

Impact	None
---------------	------

5g. A more equal Wales

Age

Impact	We believe that reducing the number of carers going into a person's home to assist with personal tasks makes for more consistent care, greater privacy for our residents and more personal one-to-one relationships with fewer carers.
Impact rating	Good
Mitigation	Ensure that occupational therapists are involved in right-sizing all proposed care packages and to be part of reviews as and when appropriate.
Mitigated impact rating	Good

Disability

Impact	We believe that reducing the number of carers going into a person's home to assist with personal tasks makes for more consistent care, greater privacy for our residents and more personal one-to-one relationships with fewer carers.
Impact rating	Good
Mitigation	Ensure that occupational therapists are involved in right-sizing all proposed care packages and to be part of reviews as and when appropriate.
Mitigated impact rating	Good

Gender Reassignment

Impact	None
---------------	------

Marriage or Civil Partnership

Impact	None
---------------	------

Race

Impact	None
---------------	------

Religion or Belief

Impact	None
---------------	------

Sex

Impact	None
---------------	------

Sexual Orientation

Impact	None
---------------	------

Pregnancy and Maternity

Impact	None
---------------	------

Socio-economic Duty

Impact	None
---------------	------

5h. Evidence

A recent report from the Royal College of Occupational Therapists (RCOT) demonstrates that funding occupational therapy services delivers a significant return on investment. There is a wealth of evidence that shows that Councils can achieve savings by making greater use of occupational therapy to personalise packages of care. To provide two examples:

Devon County Council have adopted this approach and achieved annual savings of £472,301; cost avoidance of £178,500 and a saving of 239 hours of care costs.

Rhondda Cynon Taf County Borough Council, based on 18 months' worth of reviews, have achieved £621K savings up to March 2019, and £215K of cost avoidance within the same period.

6. Impact on key guiding principles & workforce

6a. Sustainable development principles

Long-term

Impact	Providing proportionate levels of care that meet eligible needs is aligned to the vision of the service. The approach enables us to work alongside people to have a care and support plan with a focus on achieving the maximum possible independence (as is realistic and possible for their individual circumstances) and delivers the desired outcomes.
Impact rating	Good
Mitigation	Ensure that occupational therapists are involved in right-sizing all proposed care packages and to be part of reviews as and when appropriate.
Mitigated impact rating	Good

Collaboration

Impact	The moving with dignity approach relies on practitioners working alongside people receiving care and providers to ensure care provided is proportionate and sufficient.
Impact rating	Good
Mitigation	Ensure that occupational therapists are involved in right-sizing all proposed care packages and to be part of reviews as and when appropriate.

Mitigated impact rating	Good
--------------------------------	------

Involvement (including Communication and Engagement)

Impact	None
---------------	------

Prevention

Impact	There is a wealth of evidence that shows that Councils can achieve savings by making greater use of occupational therapy to personalise packages of care. The initiative directly contributes to our Vision 2025 Corporate Improvement Plan, and in particular our Health and Care theme, by ensuring that we work in a strengths-based way to promote independence and self-care wherever possible.
Impact rating	Good
Mitigation	Ensure that occupational therapists are involved in right-sizing all proposed care packages and to be part of reviews as and when appropriate.
Mitigated impact rating	Good

Integration

Impact	The moving with dignity approach relies on practitioners working alongside people receiving care and providers to ensure care provided is proportionate and sufficient.
Impact rating	Good
Mitigation	Ensure that occupational therapists are involved in right-sizing all proposed care packages and to be part of reviews as and when appropriate.
Mitigated impact rating	Good

6b. Impact on the workforce

Impact	None
---------------	------

6c. Impact on payroll

Impact	None
---------------	------

6d. Welsh language impact on staff

Impact	None
--------	------

6e. Impact on apprenticeships

Impact	None
--------	------

6f. Evidence

A recent report from the Royal College of Occupational Therapists (RCOT) demonstrates that funding occupational therapy services delivers a significant return on investment. There is a wealth of evidence that shows that Councils can achieve savings by making greater use of occupational therapy to personalise packages of care.

The initiative directly contributes to our Vision 2025 Corporate Improvement Plan, and in particular our Health and Care theme, by ensuring that we work in a strengths-based way to promote independence and self-care wherever possible.

7. Likelihood and risks

No risks documented

8. Overall summary and judgement

Outline assessment

The moving with dignity approach is a strengths based approach that looks at what people can do for themselves, and how aids and adaptations can be used where appropriate to make sure that the level of care provided is sufficient and proportionate. The approach is aligned with our strengths based way of working, and our ongoing work to determine the most cost effective means of meeting eligible needs.

Cabinet reference	
-------------------	--

9. Additional evidence

10. Ongoing monitoring arrangements and governance

Monitoring arrangements

Domiciliary care steering group

Finance saving tracker meetings

Review date

07/01/2022

null

Impact Assessment

Recommissioning/Decommissioning



12/01/2022

Reference: 5054-8535-9321-2879

Impact Assessments (IA) are a process of assessing how our proposals and decisions might impact upon different types of people and communities and developing proposals in line with relevant legislation.

This is a legal requirement, and ensures the Council considers key legislation, including Equalities, Welsh language, Future Generations, Socio-economic Duty and Risk when developing proposals.

It will also help the Council make the best possible decisions for the people of Powys.

1. Proposal Information

Author name	Michael Gray, Head of Adult Services
Head of service	Michael Gray, Head of Adult Services
Portfolio holder	Myfanwy Alexander, portfolio holder for Portfolio Holder for Adult Social Care, Welsh Language and Communications
Proposal title	Recommissioning/Decommissioning
Description of proposal	We will continue to work in partnership with all service providers to review the way services are delivered in Powys to ensure that such services are accessible, of the right quality and at an affordable cost for all people who need to arrange their support. Alongside this, and to generate further efficiencies we will continue to promote reablement and recovery throughout all services to ensure that resulting support packages are appropriate to a people's needs.

2. Savings and Consultation requirements

Profile of savings delivery

2021-22	2022-23	2023-24	2024-25	2025-26	2026+	Total savings
£0	£600,000	£0	£0	£0	£0	£600,000

Further information

External provider.

Consultation requirements

Consultation required?	No
Justification	In line with the Council's commissioning cycle, we have identified opportunities to deliver outcomes differently, as well as alternative models of delivery. Such opportunities do not require consultation with staff and will be managed through contractual discussions.

3. Impact on other service areas, geographical areas and data protection

3a. Impact on other service areas

3b. Impact on geographical locations

The entire county

3c. Data protection impact assessment

Will the proposal involve processing the personal details of individuals?	No
Is Powys County Council the data controller?	No
Further information	

4. Impact on Vision 2025

4a. The economy

Impact	None
--------	------

4b. Health and care

Impact	None
--------	------

4c. Learning and skills

Impact	None
--------	------

4d. Residents and communities

Impact	None
--------	------

4e. Evidence

In line with the Council's commissioning cycle, we have identified opportunities to deliver outcomes differently, as well as alternative models of delivery.

5. Impact on well-being goals including Welsh language and equalities

5a. A prosperous Wales

Impact	None
--------	------

5b. A resilient Wales

Impact	None
--------	------

5c. A healthier Wales

Impact	None
--------	------

5d. A Wales of cohesive communities

Impact	None
--------	------

5e. A globally responsible Wales

Impact	None
--------	------

5f. A Wales of vibrant culture and thriving Welsh language

Using Welsh

Impact	None
--------	------

Promoting Welsh

Impact	None
--------	------

Sports, Art & Recreation

Impact	None
--------	------

5g. A more equal Wales

Age

Impact	None
--------	------

Disability

Impact	None
--------	------

Gender Reassignment

Impact	None
--------	------

Marriage or Civil Partnership

Impact	None
--------	------

Race

Impact	None
--------	------

Religion or Belief

Impact	None
--------	------

Sex

Impact	None
--------	------

Sexual Orientation

Impact	None
--------	------

Pregnancy and Maternity

Impact	None
--------	------

Socio-economic Duty

Impact	None
---------------	------

5h. Evidence

In line with the Council's commissioning cycle, we have identified opportunities to deliver outcomes differently, as well as alternative models of delivery.

6. Impact on key guiding principles & workforce

6a. Sustainable development principles

Long-term

Impact	Effective commissioning involves understanding population need, and making decisions as to how best resources can be utilised to meet those needs.
Impact rating	Neutral
Mitigation	Not specified

Collaboration

Impact	Commissioned providers become strategic and operational partners who work alongside us to learn, develop and improve services in Powys.
Impact rating	Neutral
Mitigation	Not specified

Involvement (including Communication and Engagement)

Impact	None
---------------	------

Prevention

Impact	None
---------------	------

Integration

Impact	None
--------	------

6b. Impact on the workforce

Impact	None
--------	------

6c. Impact on payroll

Impact	None
--------	------

6d. Welsh language impact on staff

Impact	None
--------	------

6e. Impact on apprenticeships

Impact	None
--------	------

6f. Evidence

In line with the Council's commissioning cycle, we have identified opportunities to deliver outcomes differently, as well as alternative models of delivery.

7. Likelihood and risks

No risks documented

8. Overall summary and judgement

Outline assessment

We will continue to work in partnership with all service providers to review the way services are delivered in Powys to ensure that such services are accessible, of the right quality and at an affordable cost for all people who need to arrange their support. Alongside this, and to generate further efficiencies we will continue to promote reablement and recovery throughout all services to ensure that resulting support packages are appropriate to people's needs.

Cabinet reference	
-------------------	--

9. Additional evidence

10. Ongoing monitoring arrangements and governance

Monitoring arrangements

Finance savings tracker meetings	
----------------------------------	--

Review date	07/01/2022
-------------	------------

null

Impact Assessment

Where people live



12/01/2022

Reference: 2832-9114-1752-4891

Impact Assessments (IA) are a process of assessing how our proposals and decisions might impact upon different types of people and communities and developing proposals in line with relevant legislation.

This is a legal requirement, and ensures the Council considers key legislation, including Equalities, Welsh language, Future Generations, Socio-economic Duty and Risk when developing proposals.

It will also help the Council make the best possible decisions for the people of Powys.

1. Proposal Information

Author name	Michael Gray, Head of Adult Services
Head of service	Michael Gray, Head of Adult Services
Portfolio holder	Myfanwy Alexander, portfolio holder for Portfolio Holder for Adult Social Care, Welsh Language and Communications
Proposal title	Where people live
Description of proposal	Where people live - This is an approach to support people to live within their own community, or as close to their community as possible. This means a reduction in the number of people who live in care homes and specialist homes outside of Powys and to support people to return to their home community.

2. Savings and Consultation requirements

Profile of savings delivery

2021-22	2022-23	2023-24	2024-25	2025-26	2026+	Total savings
£0	£150,000	£0	£0	£0	£0	£150,000

Further information

This proposal covers a number of housing and housing support related transformation projects that seek to provide improved outcomes for individuals, that are sustainable, that focus on progression, and that are future proofed.

Consultation requirements

Consultation required?	Yes
Public consultation deadline	31/03/2023
Staff consultation deadline	

Consultation method

Consultation with people who are in receipt of services, their families and supportive networks will be undertaken as necessary when it has been identified that people could be supported to progress into more independent accommodation.

3. Impact on other service areas, geographical areas and data protection

3a. Impact on other service areas

- Commissioning (Children & Adults)

3b. Impact on geographical locations

The entire county

3c. Data protection impact assessment

Will the proposal involve processing the personal details of individuals?	Yes
Is Powys County Council the data controller?	Yes
Further information	

4. Impact on Vision 2025

4a. The economy

Impact	There will be a greater use of community/third sector and independent providers of care.
Impact rating	Good
Mitigation	Not specified

4b. Health and care

Impact	By focussing on the progression of individuals, we will help to ensure that housing and related support enables people to maximise their independence
Impact rating	Good
Mitigation	Not specified

4c. Learning and skills

Impact	None
---------------	------

4d. Residents and communities

Impact	People will have access to housing and support that promotes, wherever possible their independence and progression.
Impact rating	Good
Mitigation	Not specified

4e. Evidence

In 2019, the National Commissioning Board (NCB) commissioned guidance to advise and explore options on the commissioning of accommodation and support services for a good life for people with a learning disability. The Powys Accommodation and Support Delivery Plan is aligned with this guidance. We have challenged and redefined our accommodation and support model to be more person-centred by offering a 'support for a good life' approach. A 'good life' is described as "somewhere to live, something to do, someone to love" – i.e., home, occupation, relationships. The Powys Accommodation and Support for Living a Good Life Framework has locality working at its heart, with a specification that enables providers to work flexibly to respond to needs as they arise. The specification also sees accommodation and support as two mutually enforcing interventions that providers should be delivering as an overall offer. This includes an expectation that providers work alongside those drawing upon their support to access real opportunities for work and leisure.

Powys Accommodation and Support delivery plan predicts the likely development of accommodation and support services over the next 5 years. Although predicting future demand is difficult, it is anticipated numbers will fluctuate due to need, strength-based assessments and the progression model informing move on options future demand for specialist accommodation in Powys shows the need for 72 places by 2026.

5. Impact on well-being goals including Welsh language and equalities

5a. A prosperous Wales

Impact	None
--------	------

5b. A resilient Wales

Impact	None
--------	------

5c. A healthier Wales

Impact	By ensuring the right provision, and right level of support, individuals' living environment will lead to an improved quality of life.
Impact rating	Good
Mitigation	Not specified

5d. A Wales of cohesive communities

Impact	The Accommodation and Support for Living a Good Life Service Specification acknowledges that everyone is an expert in their own life, and everyone has something to contribute. Actively supporting progression by working with statutory and non-statutory organisations in optimising the use of a range of services by building strong and resilient communities, the relationship between individuals and providers is strengthened and provides an improved outcome for everyone.
Impact rating	Good
Mitigation	Not specified

5e. A globally responsible Wales

Impact	None
--------	------

5f. A Wales of vibrant culture and thriving Welsh language

Using Welsh

Impact	None
--------	------

Promoting Welsh

Impact	None
--------	------

Sports, Art & Recreation

Impact	None
--------	------

5g. A more equal Wales

Age

Impact	None
--------	------

Disability

Impact	Given the right combination of support, people will have improved confidence to step down into less intensive forms of support.
Impact rating	Good
Mitigation	Not specified

Gender Reassignment

Impact	None
--------	------

Marriage or Civil Partnership

Impact	None
--------	------

Race

Impact	None
--------	------

Religion or Belief

Impact	None
--------	------

Sex

Impact	None
--------	------

Sexual Orientation

Impact	None
--------	------

Pregnancy and Maternity

Impact	None
--------	------

Socio-economic Duty

Impact	None
--------	------

5h. Evidence

The Powys Accommodation and Support delivery plan predicts the likely development of accommodation and support services over the next 5 years. Although predicting future demand is difficult, it is anticipated numbers will fluctuate due to need, strength-based assessments and the progression model informing move on options future demand for specialist accommodation in Powys shows the need for 72 places by 2026.

6. Impact on key guiding principles & workforce

6a. Sustainable development principles

Long-term

Impact	The Powys Accommodation and Support delivery plan predicts the likely development of accommodation and support services over the next 5 years. Although predicting future demand is difficult, it is anticipated numbers will fluctuate due to need, strength-based assessments and the progression model informing move on options future demand for specialist accommodation in Powys shows the need for 72 places by 2026.
Impact rating	Good
Mitigation	Not specified

Collaboration

Impact	The work relies on close partnership working with Housing and commissioned providers.
--------	---

Impact rating	Good
Mitigation	Not specified

Involvement (including Communication and Engagement)

Impact	There has already been and continues to be extensive engagement with residents with regards to this proposal which is a continuation of current work.
Impact rating	Good
Mitigation	Not specified

Prevention

Impact	By identifying step down options for individuals, the proposal will help ensure that we are providing a form and level of care that maximises independence.
Impact rating	Good
Mitigation	Not specified

Integration

Impact	Collaborative working with stakeholders will be key to delivery, through integration and better working with providers and other third sector partners.
Impact rating	Good
Mitigation	Not specified

6b. Impact on the workforce

Impact	None
---------------	------

6c. Impact on payroll

Impact	None
---------------	------

6d. Welsh language impact on staff

Impact	None
---------------	------

6e. Impact on apprenticeships

Impact	None
---------------	------

6f. Evidence

No further evidence to provide.

7. Likelihood and risks

Risk 1

Description	If there is insufficient staff to manage transitions to new supported accommodation, then efficiencies associated with these transitions may be delayed in their realisation.				
Likelihood score	3	Impact score	3	Risk rating	9.0
Mitigation	Ensure that funding for the required level of staffing is secured through relevant workforce/transformation grants.				
Residual likelihood score	2	Residual impact score	3	Residual risk rating	6.0

8. Overall summary and judgement

Outline assessment

Enabling those who wish to return to Powys is a key priority. This is because out of county placements can be expensive, and hard to monitor as they are usually at a distance from the commissioning authority. The proposal is aligned to Vision 2025 and responds the RPB population needs assessment.

Cabinet reference	
--------------------------	--

9. Additional evidence

Evidence provided previously.

10. Ongoing monitoring arrangements and governance

Monitoring arrangements

Live Well Partnership

Financial Tracker Savings Meeting

Review date

07/01/2022

null

Impact Assessment

Funding Body Review



12/01/2022

Reference: 0631-0312-6716-6753

Impact Assessments (IA) are a process of assessing how our proposals and decisions might impact upon different types of people and communities and developing proposals in line with relevant legislation.

This is a legal requirement, and ensures the Council considers key legislation, including Equalities, Welsh language, Future Generations, Socio-economic Duty and Risk when developing proposals.

It will also help the Council make the best possible decisions for the people of Powys.

1. Proposal Information

Author name	Michael Gray, Head of Adult Services
Head of service	Michael Gray, Head of Adult Services
Portfolio holder	Myfanwy Alexander, portfolio holder for Portfolio Holder for Adult Social Care, Welsh Language and Communications
Proposal title	Funding Body Review
Description of proposal	In line with Vision 2025, we are committed to ensuring those in need of care and support receive a seamless service. This will include resolution of ordinary residence challenges and to work with health boards to support accessing correct funding for care and support.

2. Savings and Consultation requirements

Profile of savings delivery

2021-22	2022-23	2023-24	2024-25	2025-26	2026+	Total savings
£0	£500,000	£0	£0	£0	£0	£500,000

Further information

The proposal is concerned with ensuring that care is being delivered and funded correctly, with respect to the legal thresholds set out in the Social Services and Wellbeing Act (Wales) 2014.

Consultation requirements

Consultation required?	No
Justification	The proposal is concerned with ensuring that care is being delivered and funded correctly, with respect to the legal thresholds set out in the Social Services and Wellbeing Act (Wales) 2014.

3. Impact on other service areas, geographical areas and data protection

3a. Impact on other service areas

- other

3b. Impact on geographical locations

The entire county

3c. Data protection impact assessment

Will the proposal involve processing the personal details of individuals?	No
Is Powys County Council the data controller?	Yes
Further information	

4. Impact on Vision 2025

4a. The economy

Impact	None
--------	------

4b. Health and care

Impact	None
--------	------

4c. Learning and skills

Impact	None
--------	------

4d. Residents and communities

Impact	None
--------	------

4e. Evidence

Section 47 (1) and Section 194 SSWBA.

5. Impact on well-being goals including Welsh language and equalities

5a. A prosperous Wales

Impact

None

5b. A resilient Wales

Impact

None

5c. A healthier Wales

Impact

None

5d. A Wales of cohesive communities

Impact

None

5e. A globally responsible Wales

Impact

None

5f. A Wales of vibrant culture and thriving Welsh language

Using Welsh

Impact

None

Promoting Welsh

Impact

None

Sports, Art & Recreation

Impact	None
--------	------

5g. A more equal Wales

Age

Impact	None
--------	------

Disability

Impact	None
--------	------

Gender Reassignment

Impact	None
--------	------

Marriage or Civil Partnership

Impact	None
--------	------

Race

Impact	None
--------	------

Religion or Belief

Impact	None
--------	------

Sex

Impact	None
--------	------

Sexual Orientation

Impact	None
--------	------

Pregnancy and Maternity

Impact	None
--------	------

Socio-economic Duty

Impact	None
---------------	------

5h. Evidence

No further evidence required.

6. Impact on key guiding principles & workforce

6a. Sustainable development principles

Long-term

Impact	None
---------------	------

Collaboration

Impact	Proposal is a continuation of efforts to ensure that care and support is organised and funded correctly with reference to the SSWBA.
Impact rating	Good
Mitigation	Ongoing engagement with partners to foster a consistency of approach in the application of relevant guidelines and frameworks.
Mitigated impact rating	Good

Involvement (including Communication and Engagement)

Impact	None
---------------	------

Prevention

Impact	None
---------------	------

Integration

Impact	Ongoing engagement with partners to foster a consistency of approach in the application of relevant guidelines and frameworks.
---------------	--

Impact rating	Neutral
Mitigation	Not specified

6b. Impact on the workforce

Impact	None
---------------	------

6c. Impact on payroll

Impact	None
---------------	------

6d. Welsh language impact on staff

Impact	None
---------------	------

6e. Impact on apprenticeships

Impact	None
---------------	------

6f. Evidence

No further evidence required.

7. Likelihood and risks

Risk 1

Description	If necessary guidance and frameworks are not consistently applied amongst partners, then care and support may not be organised/funded via the correct agencies.				
Likelihood score	3	Impact score	4	Risk rating	12.0
Mitigation	Ongoing engagement with partners along with clear and agreed escalation processes as and when required.				
Residual likelihood score	3	Residual impact score	3	Residual risk rating	9.0

8. Overall summary and judgement

Outline assessment

In line with guidance from Welsh Government regarding funding responsibilities and the need to ensure timely and fair decision making, adult services will continue to work in partnership to ensure that those who have eligible needs for care and support, are having that care and support organised and funded through the correct agencies.

Cabinet reference	
--------------------------	--

9. Additional evidence

No further evidence required.

10. Ongoing monitoring arrangements and governance

Monitoring arrangements

Finance savings tracker meeting	
Review date	07/01/2022

null

Impact Assessment

Technology Enabled Care



12/01/2022

Reference: 4986-3684-3241-4473

Impact Assessments (IA) are a process of assessing how our proposals and decisions might impact upon different types of people and communities and developing proposals in line with relevant legislation.

This is a legal requirement, and ensures the Council considers key legislation, including Equalities, Welsh language, Future Generations, Socio-economic Duty and Risk when developing proposals.

It will also help the Council make the best possible decisions for the people of Powys.

1. Proposal Information

Author name	Michael Gray, Head of Adult Services
Head of service	Michael Gray, Head of Adult Services
Portfolio holder	Myfanwy Alexander, portfolio holder for Portfolio Holder for Adult Social Care, Welsh Language and Communications
Proposal title	Technology Enabled Care
Description of proposal	Technology Enabled Care - includes lifelines emergency phones/alarms and sensors which support people to live independently in their own homes. These systems enable people to live at home for longer and for next of kin / informal carers to be assured of the individual's wellbeing.

2. Savings and Consultation requirements

Profile of savings delivery

2021-22	2022-23	2023-24	2024-25	2025-26	2026+	Total savings
£0	£45,000	£0	£0	£0	£0	£45,000

Further information

To deploy assistive technology to support people to remain independent, with a focus on enabling virtual assessments in care homes where this is appropriate.

Consultation requirements

Consultation required?	No
Justification	TEC provision aligned with strengths based approach to delivering care and support.

3. Impact on other service areas, geographical areas and data protection

3a. Impact on other service areas

3b. Impact on geographical locations

The entire county

3c. Data protection impact assessment

Will the proposal involve processing the personal details of individuals?	No
Is Powys County Council the data controller?	Yes
Further information	

4. Impact on Vision 2025

4a. The economy

Impact	None
--------	------

4b. Health and care

Impact	We will embrace new technology that enables us to meet resident needs in more cost effective ways.
Impact rating	Good
Mitigation	Not specified

4c. Learning and skills

Impact	None
--------	------

4d. Residents and communities

Impact	Staff, residents and providers will be supported to understand any new technology so that benefits can be maximised.
Impact rating	Good
Mitigation	Not specified

4e. Evidence

<https://en.powys.gov.uk/article/10016/Help-to-live-at-home-through-the-use-of-technology>

5. Impact on well-being goals including Welsh language and equalities

5a. A prosperous Wales

Impact	None
---------------	------

5b. A resilient Wales

Impact	None
---------------	------

5c. A healthier Wales

Impact	By embedding technology as an enabler, we will be creating the conditions for a more sustainable social care offer where people are supported to live in their own homes for longer.
Impact rating	Good
Mitigation	Not specified

5d. A Wales of cohesive communities

Impact	Technology enabled care will also create more opportunities for residents and their carers/families to remain digitally connected in between/in lieu of face to face visits.
Impact rating	Good
Mitigation	Not specified

5e. A globally responsible Wales

Impact	None
---------------	------

5f. A Wales of vibrant culture and thriving Welsh language

Using Welsh

Impact	None
---------------	------

Promoting Welsh

Impact	None
---------------	------

Sports, Art & Recreation

Impact	None
---------------	------

5g. A more equal Wales

Age

Impact	TEC will help people to live at home for longer by supporting them to remain independent and by maintaining links with family and carers.
Impact rating	Good
Mitigation	Not specified

Disability

Impact	TEC will help people to live at home for longer by supporting them to remain independent and by maintaining links with family and carers.
Impact rating	Good
Mitigation	Not specified

Gender Reassignment

Impact	None
---------------	------

Marriage or Civil Partnership

Impact	None
---------------	------

Race

Impact	None
---------------	------

Religion or Belief

Impact	None
---------------	------

Sex

Impact	None
---------------	------

Sexual Orientation

Impact	None
---------------	------

Pregnancy and Maternity

Impact	None
---------------	------

Socio-economic Duty

Impact	None
---------------	------

5h. Evidence

<https://en.powys.gov.uk/article/10016/Help-to-live-at-home-through-the-use-of-technology>

6. Impact on key guiding principles & workforce

6a. Sustainable development principles

Long-term

Impact	TEC will help people to live at home for longer by supporting them to remain independent and by maintaining links with family and carers. TEC can also help to prevent premature admission to more institutionalised forms of care.
Impact rating	Good
Mitigation	Not specified

Collaboration

Impact	Technology enabled care will be considered as part of any jointly delivered packages of care with Health Boards as and when this is required.
Impact rating	Good
Mitigation	To work alongside health boards to maximise both tele-health and tele-care opportunities.
Mitigated impact rating	Good

Involvement (including Communication and Engagement)

Impact	None
---------------	------

Prevention

Impact	TEC will help people to live at home for longer by supporting them to remain independent and by maintaining links with family and carers. TEC can also help to prevent premature admission to more institutionalised forms of care.
Impact rating	Good
Mitigation	Not specified

Integration

Impact	TEC is a core feature of any new supported living/extra care options.
Impact rating	Good
Mitigation	Not specified

6b. Impact on the workforce

Impact	None
---------------	------

6c. Impact on payroll

Impact	None
---------------	------

6d. Welsh language impact on staff

Impact	None
---------------	------

6e. Impact on apprenticeships

Impact	None
---------------	------

6f. Evidence

No further evidence provided.

7. Likelihood and risks

No risks documented

8. Overall summary and judgement

Outline assessment

TEC will help people to live at home for longer by supporting them to remain independent and by maintaining links with family and carers. TEC can also help to prevent premature admission to more institutionalised forms of care.

Cabinet reference	
--------------------------	--

9. Additional evidence

No further evidence provided.

10. Ongoing monitoring arrangements and governance

Monitoring arrangements

Finance savings tracker meeting

Review date

10/01/2022

null

This page is intentionally left blank

Impact Assessment

Reduction in travel



12/01/2022

Reference: 9190-4315-4445-8071

Impact Assessments (IA) are a process of assessing how our proposals and decisions might impact upon different types of people and communities and developing proposals in line with relevant legislation.

This is a legal requirement, and ensures the Council considers key legislation, including Equalities, Welsh language, Future Generations, Socio-economic Duty and Risk when developing proposals.

It will also help the Council make the best possible decisions for the people of Powys.

1. Proposal Information

Author name	Michael Gray, Head of Adult Services
Head of service	Michael Gray, Head of Adult Services
Portfolio holder	Myfanwy Alexander, portfolio holder for Portfolio Holder for Adult Social Care, Welsh Language and Communications
Proposal title	Reduction in travel
Description of proposal	50% Reduction in travel - excluding front line services

2. Savings and Consultation requirements

Profile of savings delivery

2021-22	2022-23	2023-24	2024-25	2025-26	2026+	Total savings
£0	£98,700	£0	£0	£0	£0	£98,700

Further information

travel

Consultation requirements

Consultation required?	No
Justification	Aligned with existing New Ways of Working protocol

3. Impact on other service areas, geographical areas and data protection

3a. Impact on other service areas

--

3b. Impact on geographical locations

The entire county

3c. Data protection impact assessment

Will the proposal involve processing the personal details of individuals?	No
Is Powys County Council the data controller?	Yes
Further information	

4. Impact on Vision 2025

4a. The economy

Impact	None
--------	------

4b. Health and care

Impact	None
--------	------

4c. Learning and skills

Impact	None
--------	------

4d. Residents and communities

Impact	Reduction in Council's carbon footprint.
Impact rating	Good
Mitigation	Not specified

4e. Evidence

Lower level of travel expenses claims will continue as Council moves towards more formalised hybrid working for staff not in front-line roles.

5. Impact on well-being goals including Welsh language and equalities

5a. A prosperous Wales

Impact	None
--------	------

5b. A resilient Wales

Impact	Reduction in carbon emissions.
Impact rating	Good
Mitigation	Not specified

5c. A healthier Wales

Impact	More flexible working arrangements can have a positive impact on employee wellbeing.
Impact rating	Good
Mitigation	Not specified

5d. A Wales of cohesive communities

Impact	None
--------	------

5e. A globally responsible Wales

Impact	None
--------	------

5f. A Wales of vibrant culture and thriving Welsh language

Using Welsh

Impact	None
--------	------

Promoting Welsh

Impact	None
--------	------

Sports, Art & Recreation

Impact	None
--------	------

5g. A more equal Wales

Age

Impact	None
--------	------

Disability

Impact	None
--------	------

Gender Reassignment

Impact	None
--------	------

Marriage or Civil Partnership

Impact	None
--------	------

Race

Impact	None
--------	------

Religion or Belief

Impact	None
--------	------

Sex

Impact	None
--------	------

Sexual Orientation

Impact	None
--------	------

Pregnancy and Maternity

Impact	None
--------	------

Socio-economic Duty

Impact	None
--------	------

5h. Evidence

Evidence provided previously.

6. Impact on key guiding principles & workforce

6a. Sustainable development principles

Long-term

Impact	None
--------	------

Collaboration

Impact	None
--------	------

Involvement (including Communication and Engagement)

Impact	None
--------	------

Prevention

Impact	None
--------	------

Integration

Impact	None
--------	------

6b. Impact on the workforce

Impact	More staff will have the opportunity to work from home should this be appropriate for their own personal circumstances.
Impact rating	Good
Mitigation	Not specified

6c. Impact on payroll

Impact	None
---------------	------

6d. Welsh language impact on staff

Impact	None
---------------	------

6e. Impact on apprenticeships

Impact	None
---------------	------

6f. Evidence

Evidence provided previously.

7. Likelihood and risks

No risks documented

8. Overall summary and judgement

Outline assessment

A reduction in travel for staff who are not undertaking front-line work is a natural consequence of the Council's New Ways of Working Protocol.

Cabinet reference	
--------------------------	--

9. Additional evidence

10. Ongoing monitoring arrangements and governance

Monitoring arrangements

Financial monitoring of travel expense claims.

Review date	10/01/2022
--------------------	------------

null

Impact Assessment

Alternative Funding Sources in regards to Baseline Costs



13/01/2022

Reference: 6624-7771-5944-9641

Impact Assessments (IA) are a process of assessing how our proposals and decisions might impact upon different types of people and communities and developing proposals in line with relevant legislation.

This is a legal requirement, and ensures the Council considers key legislation, including Equalities, Welsh language, Future Generations, Socio-economic Duty and Risk when developing proposals.

It will also help the Council make the best possible decisions for the people of Powys.

1. Proposal Information

Author name	Dylan Owen, Head of Commissioning & Partnership
Head of service	Michael Gray, Head of Adult Services
Portfolio holder	Myfanwy Alexander, portfolio holder for Portfolio Holder for Adult Social Care, Welsh Language and Communications
Proposal title	Alternative Funding Sources in regards to Baseline Costs
Description of proposal	To allocate new/increased grant funding from the Welsh Government to support services.

2. Savings and Consultation requirements

Profile of savings delivery

2021-22	2022-23	2023-24	2024-25	2025-26	2026+	Total savings
£200,000	£0	£0	£0	£0	£0	£200,000

Further information

Increased income.

Consultation requirements

Consultation required?	No
Justification	No impact upon any service users or the public.

3. Impact on other service areas, geographical areas and data protection

3a. Impact on other service areas

3b. Impact on geographical locations

The entire county

3c. Data protection impact assessment

Will the proposal involve processing the personal details of individuals?

No

Is Powys County Council the data controller?

No

Further information

4. Impact on Vision 2025

4a. The economy

Impact

None

4b. Health and care

Impact

None

4c. Learning and skills

Impact

None

4d. Residents and communities

Impact

None

4e. Evidence

No impact on any service areas or vision 2025 priorities.

5. Impact on well-being goals including Welsh language and equalities

5a. A prosperous Wales

Impact	None
--------	------

5b. A resilient Wales

Impact	None
--------	------

5c. A healthier Wales

Impact	None
--------	------

5d. A Wales of cohesive communities

Impact	None
--------	------

5e. A globally responsible Wales

Impact	None
--------	------

5f. A Wales of vibrant culture and thriving Welsh language

Using Welsh

Impact	None
--------	------

Promoting Welsh

Impact	None
--------	------

Sports, Art & Recreation

Impact	None
--------	------

5g. A more equal Wales

Age

Impact	None
---------------	------

Disability

Impact	None
---------------	------

Gender Reassignment

Impact	None
---------------	------

Marriage or Civil Partnership

Impact	None
---------------	------

Race

Impact	None
---------------	------

Religion or Belief

Impact	None
---------------	------

Sex

Impact	None
---------------	------

Sexual Orientation

Impact	None
---------------	------

Pregnancy and Maternity

Impact	None
---------------	------

Socio-economic Duty

Impact	None
---------------	------

5h. Evidence

No impact

6. Impact on key guiding principles & workforce

6a. Sustainable development principles

Long-term

Impact

None

Collaboration

Impact

None

Involvement (including Communication and Engagement)

Impact

None

Prevention

Impact

None

Integration

Impact

None

6b. Impact on the workforce

Impact

None

6c. Impact on payroll

Impact

None

6d. Welsh language impact on staff

Impact

None

6e. Impact on apprenticeships

Impact	None
---------------	------

6f. Evidence

No impact

7. Likelihood and risks

No risks documented

8. Overall summary and judgement

Outline assessment

No impact

Cabinet reference	
--------------------------	--

9. Additional evidence

N/A

10. Ongoing monitoring arrangements and governance

Monitoring arrangements

N/A

Review date	01/02/2023
--------------------	------------

Impact Assessment

Review of Staffing Structure & Legal Service Provision



12/01/2022

Reference: 2001-4813-1819-5977

Impact Assessments (IA) are a process of assessing how our proposals and decisions might impact upon different types of people and communities and developing proposals in line with relevant legislation.

This is a legal requirement, and ensures the Council considers key legislation, including Equalities, Welsh language, Future Generations, Socio-economic Duty and Risk when developing proposals.

It will also help the Council make the best possible decisions for the people of Powys.

1. Proposal Information

Author name	Dylan Owen, Head of Commissioning & Partnership
Head of service	Michael Gray, Head of Adult Services
Portfolio holder	Myfanwy Alexander, portfolio holder for Portfolio Holder for Adult Social Care, Welsh Language and Communications
Proposal title	Review of Staffing Structure & Legal Service Provision
Description of proposal	Realignment and re-provision of Business Manager (Adult Social Care) function and role. Normalise legal support from corporate legal services, reducing Adult Social Care investment into legal support.

2. Savings and Consultation requirements

Profile of savings delivery

2021-22	2022-23	2023-24	2024-25	2025-26	2026+	Total savings
£0	£NaN	£0	£0	£0	£0	£115,000

Further information

Reduction in staffing (leading to deletion of post and potential redeployment/redundancy) and reduction in investment into legal services.

Consultation requirements

Consultation required?	Yes
Public consultation deadline	
Staff consultation deadline	11/02/2022

3. Impact on other service areas, geographical areas and data protection

3a. Impact on other service areas

- Adult Services
- Legal & Democratic Services

3b. Impact on geographical locations

The entire county

3c. Data protection impact assessment

Will the proposal involve processing the personal details of individuals?

No

Is Powys County Council the data controller?

No

Further information

4. Impact on Vision 2025

4a. The economy

Impact

Reduction in well-paid professional jobs in Powys.

Impact rating

Poor

Mitigation

Other roles consolidated within the service and tasks outsourced.

Mitigated impact rating

Poor

4b. Health and care

Impact	None
--------	------

4c. Learning and skills

Impact	None
--------	------

4d. Residents and communities

Impact	None
--------	------

4e. Evidence

No impact on these areas anticipated.

5. Impact on well-being goals including Welsh language and equalities

5a. A prosperous Wales

Impact	None
--------	------

5b. A resilient Wales

Impact	None
--------	------

5c. A healthier Wales

Impact	None
--------	------

5d. A Wales of cohesive communities

Impact	None
--------	------

5e. A globally responsible Wales

Impact	None
--------	------

5f. A Wales of vibrant culture and thriving Welsh language

Using Welsh

Impact	None
--------	------

Promoting Welsh

Impact	None
--------	------

Sports, Art & Recreation

Impact	None
--------	------

5g. A more equal Wales

Age

Impact	None
--------	------

Disability

Impact	None
--------	------

Gender Reassignment

Impact	None
--------	------

Marriage or Civil Partnership

Impact	None
--------	------

Race

Impact	None
--------	------

Religion or Belief

Impact	None
--------	------

Sex

Impact	None
---------------	------

Sexual Orientation

Impact	None
---------------	------

Pregnancy and Maternity

Impact	None
---------------	------

Socio-economic Duty

Impact	None
---------------	------

5h. Evidence

N/A

6. Impact on key guiding principles & workforce

6a. Sustainable development principles

Long-term

Impact	None
---------------	------

Collaboration

Impact	None
---------------	------

Involvement (including Communication and Engagement)

Impact	None
---------------	------

Prevention

Impact	None
---------------	------

Integration

Impact	None
--------	------

6b. Impact on the workforce

Impact	Potential redeployment or redundancy of staff member. Potential impact upon workload of other officers.
Impact rating	Very poor
Mitigation	Potential outsourcing of some aspects of the work.
Mitigated impact rating	Poor

6c. Impact on payroll

Impact	None
--------	------

6d. Welsh language impact on staff

Impact	None
--------	------

6e. Impact on apprenticeships

Impact	None
--------	------

6f. Evidence

N/A

7. Likelihood and risks

No risks documented

8. Overall summary and judgement

Outline assessment

This efficiencies plan will result in challenges for corporate legal services and may result in redeployment or redundancy within the Commissioning service.

Cabinet reference	
--------------------------	--

9. Additional evidence

N/A

10. Ongoing monitoring arrangements and governance

Monitoring arrangements

Continuous review of service.

Review date	01/03/2022
--------------------	------------

null

Impact Assessment

Domiciliary Care Unit Cost Impacting Charge



13/01/2022

Reference: 4041-9982-0209-4499

Impact Assessments (IA) are a process of assessing how our proposals and decisions might impact upon different types of people and communities and developing proposals in line with relevant legislation.

This is a legal requirement, and ensures the Council considers key legislation, including Equalities, Welsh language, Future Generations, Socio-economic Duty and Risk when developing proposals.

It will also help the Council make the best possible decisions for the people of Powys.

1. Proposal Information

Author name	Dylan Owen, Head of Commissioning & Partnership
Head of service	Michael Gray, Head of Adult Services
Portfolio holder	Myfanwy Alexander, portfolio holder for Portfolio Holder for Adult Social Care, Welsh Language and Communications
Proposal title	Domiciliary Care Unit Cost Impacting Charge
Description of proposal	The unit cost of domiciliary care has increased and it is proposed to increase the charge for domiciliary care per hour accordingly to reflect the actual unit cost. Due to the cap on charges for community services the impact is limited to 52 people (based on sample week of last week in August 2021). The actual increase is from £20.50 per hour of care to £23.50 per hour of care.

2. Savings and Consultation requirements

Profile of savings delivery

2021-22	2022-23	2023-24	2024-25	2025-26	2026+	Total savings
£20,000	£0	£0	£0	£0	£0	£20,000

Further information

Increase in charge for one hour of domiciliary care from £20.50 to £23.50 will raise £19,889.48 annual additional income. Due to the cap on community care charges, this increase will impact on 52 individuals (from approximately 1,300 service users receiving domiciliary care and/or direct payments) with an increase on average of £7.35 per week.

Consultation requirements

Consultation required?	No
-------------------------------	----

Justification

Charge for domiciliary care can be based on the unit cost of care.

3. Impact on other service areas, geographical areas and data protection

3a. Impact on other service areas

3b. Impact on geographical locations

The entire county

3c. Data protection impact assessment

Will the proposal involve processing the personal details of individuals?	Yes
Is Powys County Council the data controller?	Yes
Further information	

4. Impact on Vision 2025

4a. The economy

Impact	52 service users will be required to pay an additional £7.35 for care (on average) per week.
Impact rating	Very poor
Mitigation	Support Income and Awards team to enable service users to access welfare benefits where possible.
Mitigated impact rating	Poor

4b. Health and care

Impact	None
--------	------

4c. Learning and skills

Impact	None
--------	------

4d. Residents and communities

Impact	None
--------	------

4e. Evidence

It is not anticipated that this saving proposal will impact on Vision 2025.

5. Impact on well-being goals including Welsh language and equalities

5a. A prosperous Wales

Impact	52 individuals will have an increased cost for care of approximately £7.35 per week in Powys.
Impact rating	Poor
Mitigation	Enable service users to access welfare benefits where this is not already done.
Mitigated impact rating	Neutral

5b. A resilient Wales

Impact	None
--------	------

5c. A healthier Wales

Impact	None
--------	------

5d. A Wales of cohesive communities

Impact	None
--------	------

5e. A globally responsible Wales

Impact	None
--------	------

5f. A Wales of vibrant culture and thriving Welsh language

Using Welsh

Impact	None
--------	------

Promoting Welsh

Impact	None
--------	------

Sports, Art & Recreation

Impact	None
--------	------

5g. A more equal Wales

Age

Impact	None
--------	------

Disability

Impact	None
--------	------

Gender Reassignment

Impact	None
--------	------

Marriage or Civil Partnership

Impact	None
--------	------

Race

Impact	None
--------	------

Religion or Belief

Impact	None
--------	------

Sex

Impact	None
--------	------

Sexual Orientation

Impact	None
--------	------

Pregnancy and Maternity

Impact	None
--------	------

Socio-economic Duty

Impact	As previously set out - 52 individuals will be charged on average £7.35 more for their care weekly.
Impact rating	Poor
Mitigation	enable access to welfare benefits.
Mitigated impact rating	Neutral

5h. Evidence

N/A

6. Impact on key guiding principles & workforce

6a. Sustainable development principles

Long-term

Impact	None
--------	------

Collaboration

Impact	None
--------	------

Involvement (including Communication and Engagement)

Impact	None
--------	------

Prevention

Impact	None
--------	------

Integration

Impact	None
--------	------

6b. Impact on the workforce

Impact	None
--------	------

6c. Impact on payroll

Impact	None
--------	------

6d. Welsh language impact on staff

Impact	None
--------	------

6e. Impact on apprenticeships

Impact	None
--------	------

6f. Evidence

N/A

7. Likelihood and risks

No risks documented

8. Overall summary and judgement

Outline assessment

The increase in charges for domiciliary care will impact upon approximately 52 individuals across Powys. They will face an increase in weekly charges of £7.35 on average. The Council funds welfare benefits advice through a variety of sources and will work with these advice sources to support service users to gain access to welfare benefits, to which they could be entitled, thus mitigating the impact.

Cabinet reference	
--------------------------	--

9. Additional evidence

N/A

10. Ongoing monitoring arrangements and governance

Monitoring arrangements

This increase in charges will be developed over the coming months and may not lead to a full-year-effect as further development work is required in order to implement.

Review date	31/03/2022
--------------------	------------

null

Please read the accompanying guidance before completing the form.

This **Impact Assessment (IA)** toolkit, incorporates a range of legislative requirements that support effective decision making and ensure compliance with all relevant legislation. **Draft versions of the assessment should be watermarked as “Draft” and retained for completeness. However, only the final version will be made publicly available. Draft versions may be provided to regulators if appropriate. In line with Council policy IAs should be retained for 7 years.**

Service Area	Council Wide	Head of Service	Jane Thomas	Director		Portfolio Holder	Cllr Aled Davies
Proposal	Powys County Council 2022-23 Draft Budget						

BACKGROUND

By law the Council has to agree a balanced budget annually. This impact assessment concentrates on the net revenue budget for 2022-23.

The 2022-23 Budget has been developed, refined and challenged by a robust process involving Heads of Service, Executive Management Team, Cabinet and Scrutiny Committees. The full timetable set out at Appendix A shows the governance approach and challenge meetings that have taken place since July 2021 and include the formal meetings to agree draft and final budgets in February 2022.

The Draft Budget will be approved by Cabinet on 18th January 2022 and then be considered by the three Subject Scrutiny Committees and the Finance Panel through January / early February 2022. The Final Budget will be presented to Council for agreement on 24th February 2022.

Individual impact assessments have been completed for each cost reduction, this assessment assesses the cumulative impact of the budget on Powys residents, in respect of the funding allocated, the council tax proposed and the cost reductions proposed.

The Final Budget includes a 3.9% increase in the Council Tax in 2022-23, and then 5% for the following 4 years (£1.05 a week for a band D property). The Council Tax Resolution will be presented to Council on 3rd March 2022.

REVENUE BUDGET

The Council has received a 9.6% settlement increase from the Welsh Government and allows Services to manage its service pressures alongside achievable savings. The Council has developed its 2022-27 MTFS and revenue budget by seeking to focus resources on delivery of Vision 2025, service improvements and the Council’s statutory obligations using an Integrated Business Planning approach.

Inescapable Cost Pressures

The 2022-23 budget includes £26.5 million to meet inescapable cost pressures, including pay and price inflation as well as service specific pressures like the real living wage increase and demographic growth. These must all be recognised in the budget as the Council is required by law to set a viable and balanced budget.

Powys residents will benefit from investment in these pressures as they will ensure that services can be improved or maintained at current levels and the Council's statutory obligations can be delivered. However, the value of the pressures included in the budget exceed the funding settlement the Council has received from the Welsh Government creating a budget gap of £11.2 million.

Cost Reductions

To bridge the budget gap in 2022-23 all services were asked to identify possible cost reductions that could be made to reduce the Council's spending requirement. £7.7 million of cost reductions have been identified which are deemed to be achievable within an acceptable level of risk. This leaves a residual budget gap of £3.5 million which it is proposed is found by increasing Council Tax by 3.9% in 2022-23. If Council Tax was to be increased by less than 3.9% the Council would need to make further cost reductions, in addition to the £7.7 million already proposed and deemed to be deliverable. In looking for additional cost reductions the Council would need to consider whether the impact on residents from any cost reduction would be greater than the impact on households of an additional 3.9% per annum in Council Tax. Work to develop the Draft Budget suggests that every element of the budget has been explored so the scope for additional cost reductions in the short term is very limited.

Council Tax

The Council's net revenue budget is funded from Welsh Government grant known as Aggregate External Finance (AEF) and Council Tax. AEF is the total level of support that the Government provides to local authorities, comprising Revenue Support Grant (RSG) and the amount distributed from business rates (NNDR) and is distributed using a needs-based formula. Over the last decade the Council's finances have suffered, as the Council has received in many years the lowest AEF settlements compared to the other 21 counties in Wales primarily due to the costs of rurality not being adequately reflected in the formula. This is evidenced in the Council's [Rural Cost Analysis](#) which remains valid.

In 2021-22 all Welsh Councils received a settlement of around 4% and this has been further improved by the 2022-23 provisional settlement of 9.6% for Powys. The settlement formula is based on Standard Spending Assessment (RSG & NNDR plus notional Council tax). What has been seen in years is that the notional Council Tax element of the settlement has increased at a greater rate than the AEF element, this results in councils with smaller tax bases having a greater share of the grant element and areas with higher tax bases like Powys received less grant because they had a greater relative share of the council tax pot. However this year the opposite has happened where AEF has increased greater than the notional council tax increase. Therefore there is a reverse pattern.

Last year AEF was at a level of 68% of the Council's net revenue budget requirement and the remaining balances of 32% funded by Council Tax. This year that split has changed to 70:30 respectively.

Council Tax income comes from residents but not all residents pay full Council Tax. Many residents benefit from the Council Tax Reduction Scheme (CTRS). Our annual expenditure to provide this support for Powys residents exceeds the level of funding included in the settlement by £1.8 million. The level of support provided by this scheme has increased during the pandemic as more people became eligible. Any increase in Council Tax in 2021-22 will increase the CTRS shortfall and an allocation of £366,600 is included in the budget to cover a 3.9% increase in Council Tax.

In setting the Council Tax level each year the Council must strike an appropriate balance, the need to ensure the Council has sufficient funds to provide crucial often statutory services to local residents within a balanced budget (a legal requirement) with the ability of Powys taxpayers to afford to pay the level set.

Understanding the affordability of any Council Tax increase requires consideration of the cost of the increase in relation to household income. Council Tax can be measured in 'Band D' or in 'per dwelling' terms. Band D has historically been used as the standard for comparing Council Tax levels between and across local authorities. This measure is not affected by the varying distribution of properties in bands that can be found across authorities. The 'per dwelling' calculation uses chargeable dwelling figures which gives an indication of the average amount of Council tax that is actually paid per household. In 2021-22 the Average band D council tax set for Powys in 2021-22 was £1,747 which was above the Welsh average of £1,731. These figures include Community Council and Police authority precepts. Council Tax can also be measured as average Council Tax per dwelling. In Powys the average Council Tax per dwelling for 2020-21 is £1,887, £178 a year (£3.42 a week) above the £1,709 average for Wales.

National statistics¹ from the Office of National Statistics (ONS) show the average gross weekly earnings (full-time equivalent employees on adult rates) in Powys in 2021 to be £540.20 compared to an average for Wales of £536.80, placing Powys 5th lowest of 22 council areas in Wales.

In real terms (adjusted for inflation), total and regular pay continues to grow at a faster rate than inflation, at 1.7% for total pay and 1.0% for regular pay. Average total pay growth for the private sector was 5.4% in August to October 2021, while for the public sector, it was 2.7%; all sectors saw growth, with the finance and business services sector seeing the largest growth rate at 7.7%. Since the end of 2019, the public sector generally had stronger growth than the private sector; but since April 2021, the year-on-year comparison with a low base period has meant the private sector now shows stronger growth.

ONS sets out that between August to October 2021 estimates show a continuing recovery in the labour market, with a quarterly increase in the employment rate, while the unemployment rate decreased. Total hours worked increased on the quarter, due to the relaxing of some coronavirus (COVID-19) restrictions, but are still below pre-coronavirus levels. The UK employment rate was estimated at 75.5%, 1.1 percentage points lower than before the coronavirus pandemic (December 2019 to February 2020), but 0.2 percentage points higher than the previous quarter (May to July 2021). The UK unemployment rate was estimated at 4.2%, 0.2 percentage points higher than before the pandemic, but 0.4 percentage points lower than the previous quarter.

CPI inflation is expected to reach 4.4 - 5 per cent next year, with the risks around that tilted to the upside and it could hit the highest rate seen in the UK for three decades.

Taking account of the above information the groups of people most likely to be impacted by an increase in Council Tax are families with children especially those headed by a working lone parent and people who rent their home (social or a private landlord). Those people less likely to be impacted by an increase in Council Tax are people on higher incomes and people wholly reliant on means tested benefits.

A 3.9% increase in Council Tax in 2022-23 for a Band D dwelling would be an increase of £54.77 for the year, equivalent to £1.05 per week (before Community Council and Police precept).

Based on previous years figures it would be reasonable to assume that only around 48% of Powys' 65,000 households would pay the full increase, while just over 52% would receive partial or total exemption from payment.

The Council conducted a residents survey which closed on the 19th December and focused on post Covid-19 recovery, balancing the limited funding against growing demand for our services, using resources effectively to deliver the best outcomes for local people, and achieving the Councils key priorities. It allowed the public to provide views and insights on funding priorities, Council Tax levels and recovery planning. With an aim to align our communities' visions and expectations with those of the Council and Councillors, making Powys a fantastic place in which to live, learn, work and play. There were 493 responses. The summary of responses:

1. As we emerge from the Covid-19 pandemic, which of the following two priorities do you think we should focus our budget on - 236 respondents said improving health and care for our local communities and 163 respondents said supporting the local economy to recover from the pandemic
2. 64% of respondents agreed that the Council should continue with its new ways of working and services being delivered digitally or home working
3. As part of our Vision 2025 we asked participants to say which were their priority objectives:
 - 'Economy: we will develop a vibrant economy' - 229 respondents favoured improve our infrastructure to support regeneration and attract investment
 - 'Healthcare: we will lead the way in providing effective integrated health and care in a rural environment' - 326 respondents favoured to ensure that Powys children and young people are safe, healthy, resilient, learning, fulfilled and have their voices heard, valued and acted on
 - 'Learning and skills: We will strengthen learning and skills' - 256 respondents favoured improving the skills and employability of young people and adults
 - 'Residents and Communities: We will support our residents and communities' - 285 respondents favoured safeguarding and enhancing the natural environment for residents and communities
4. Which of the following three priorities do you think we should focus our Capital spending on?
 - 228 responses - Town centres and regeneration to improve the local economy and tourism
 - 188 responses - Climate change - to become Carbon Neutral by 2030
 - 156 responses – Improving our road networks and maintain bridges
5. If we receive less funding from Welsh Government than planned, how would you like to see this addressed?
 - 48% of respondents said they would prefer to see some services cut and a marginal increase in Council Tax

6. Do you think we (the Council) are doing enough to help with the global challenge of climate change?

- 61% of respondents said no

A full report on the budget consultation is provided with the budget papers in the Cabinet agenda 18th January and Council agenda 24th February 2022

Conclusion

The Council's financial position and outlook continue to be challenging over the medium term. Although the financial settlement covers the main core pressures such as pay and price inflation, there have been additional obligations that are needed from this funding such as funding the Real Living Wage for all care workers on top of pay and price inflation and specific service pressures. The next two years settlements will be 3.5% and 2.4%, which are likely to be below inflation levels and leave the Council short covering the basic uplifts. As the net budget is only financed by the settlement and Council Tax the only other way the Council can balance its budget is by making cost reductions.

The Council has made more than £104 million cost reductions in the last decade making it harder each year to find more. A further £7.7 million of cost reductions are proposed for 2022-23, leaving £3.5 million budget gap which it is proposed should be met by a 3.9% increase in Council Tax.

Although any increase in Council Tax is likely to impact to some extent on many residents, not all pay Council Tax as there are a number of discounts and exemptions in place which means that only 48% pay full Council Tax.

Despite the average Band D Council Tax Bill in Powys being £16 per annum higher than the Wales average and the average Council Tax per dwelling is £178 above the average, these figures need to be considered against the fact that in Powys only 70% of the net budget is funded from AEF which means 30% of the net budget has to come from Council Tax which is higher than all but three other council in Wales.

In terms of affordability a 3.9% increase in Council Tax for a Band D property would be £1.05 per week and £1.05 represents only 0.19% of the average weekly wage and in view of the means tested reductions, discounts and exemptions that are available to residents this is considered to be in the realms of affordability for residents.

1. Version Control (services should consider the impact assessment early in the development process and continually evaluate)

Version	Author	Job Title	Date
V1	Anne Phillips	Interim Deputy Head of Financial Services	24/12/22
V2	Jane Thomas	Head of Financial Services	

Cyngor Sir Powys County Council

Impact Assessment (IA)

The integrated approach to support effective decision making



2. Profile of savings delivery (if applicable)

£000	2022-23	2023-24	2024-25	2025-26	2026-27
Net budget - £k	£302,322	£317,424	£330,957	£344,508	£358,243
Council Tax increase of 3.9% (plus tax base) rising to 5% year 2 £k	4,166	4,601	4,851	5,074	5,327
Cost reductions total required - £k	£7,683	£4,781	£4,586	£4,498	£4,112

3. Consultation requirements

Consultation Requirement	Consultation deadline/or justification for no consultation
Public consultation required	<p>Budget engagement took place with the public by use of an online questionnaire. It was undertaken between 3rd December 2021 and 19th December 2021.</p> <p>Full details of the questionnaire and communications and findings can be found at Appendix H in the Budget papers pack</p> <p>Consultation on specific proposals will be undertaken where appropriate before introduced.</p>

Page 392

Impact on Other Service Areas

Does the proposal have potential to impact on another service area? (Including implication for Health & Safety and Corporate Parenting)
PLEASE ENSURE YOU INFORM / ENGAGE ANY AFFECTED SERVICE AREAS AT THE EARLIEST OPPORTUNITY

The overall budget will see some service reductions, and each individual proposal has been scrutinised by the relevant committee to assess any detrimental effect on residents and the Council's delivery model.

Cyngor Sir Powys County Council

Impact Assessment (IA)

The integrated approach to support effective decision making



5. How does your proposal impact on the council's strategic vision?

Council Priority	How does the proposal impact on this priority?	IMPACT Please select from drop down box below	What will be done to better contribute to positive or mitigate any negative impacts?	IMPACT AFTER MITIGATION Please select from drop down box below
The Economy We will develop a vibrant economy	Each service has completed its own Integrated Business Plan that sets out the changing shape of the service delivery plan, and the need to fund pressures, and where service reductions can be achieved, and is expected to remain aligned to Vision 2025	Neutral	The reductions are underpinned by individual Impact Assessments which will be scrutinised before approval to ensure a minimal, or acceptable level of impact on the Council priorities.	Neutral
Health and Care We will lead the way in effective, integrated rural health and care	See above	Neutral	See above	Neutral
Learning and skills We will strengthen learning and skills	See above	Neutral	See above	Neutral
Residents and Communities We will support our residents and communities	See above	Neutral	See above	Neutral

Page 393

Source of Outline Evidence to support judgements
Individual Impact Assessments for all savings will be published as part of the budget papers

Cyngor Sir Powys County Council

Impact Assessment (IA)

The integrated approach to support effective decision making



6. How does your proposal impact on the Welsh Government's well-being goals?

Well-being Goal	How does proposal contribute to this goal?	<u>IMPACT</u> Please select from drop down box below	What will be done to better contribute to positive or mitigate any negative impacts?	<u>IMPACT AFTER MITIGATION</u> Please select from drop down box below
<p>A prosperous Wales: An innovative, productive and low carbon society which recognises the limits of the global environment and therefore uses resources efficiently and proportionately (including acting on climate change); and which develops a skilled and well-educated population in an economy which generates wealth and provides employment opportunities, allowing people to take advantage of the wealth generated through securing decent work.</p>	<p>The budget contains growth for schools' budgets and education remains a priority for the Council and the public. Delegated schools have no savings to deliver and have had all their pressures funded. But Workforce Development are proposing to charge for Health & Safety advice to schools and for DBS fees to schools - this will be a pressure to schools of £115k, this could be funded by savings from school closures.</p> <p>The central schools budget is proposing to deliver than £55,000 cost reductions but have had pressures and transformation funded totalling £1.6 million. There is no impact on schools.</p> <p>Schools continue to have a major capital programme of build and renovation. The wider programme recognises the Mid Wales Growth Deal and Levelling up funding now confirmed and the Vision 2025. Community Regeneration funding supports the purchase of electric road sweepers</p>	<p>Neutral</p>	<p>The capital programme continues to focus on 21st Century Schools and the building and modernisation of schools linked to a newly updated transformation strategy that could see an additional £350 million spent on schools over the next ten years.</p> <p>It is likely that the capital programme will bring up to £200 million capital funding to the regime over the next 15 years for economic growth and tourism.</p> <p>Levelling up funding of £23m has been approved for capital schemes in the county. This allows on the job training, and support the jobs market</p>	<p>Neutral</p>
<p>A resilient Wales: A nation which maintains and enhances a biodiverse natural environment with healthy functioning ecosystems that support social, economic and ecological resilience and the capacity to adapt to change (for example climate change).</p>	<p>Travel budgets £48k are being cut as the new ways of working sees more staff work from home and less travelling is taking place that improves our carbon emissions. In addition pool cars have been returned to deliver £26k of savings as these are not now used</p> <p>Remedial works funding of £500k for Council offices will ensure energy efficiency is improved</p> <p>The budget supports an additional Climate change officer post to help the Council develop its action in response to Climate change.</p>	<p>Poor</p>	<p>The capital strategy continues to fund an additional £1 million for street lighting and £5 million for the HAMP annually until 2030, and further capital bids will be considered to support this area.</p> <p>Community Regeneration funding supports the purchase of electric road sweepers</p>	<p>Neutral</p>

Page 394

Well-being Goal	How does proposal contribute to this goal?	<u>IMPACT</u> Please select from drop down box below	What will be done to better contribute to positive or mitigate any negative impacts?	<u>IMPACT AFTER MITIGATION</u> Please select from drop down box below
<p>A healthier Wales: A society in which people's physical and mental well-being is maximised and in which choices and behaviours that benefit future health are understood.</p>	<p>Social Care budgets are the main deliverer of this goal, alongside leisure and public protection. Both Adults and Children's Services have cost reductions to deliver but mainly linked to new models of delivery linked to early intervention and prevention and providing new facilities closer to home:</p> <ul style="list-style-type: none"> • Strength based reviews/assessments to maintain independence with the right sized level of care, using technology, direct payments and maintaining life in own homes • Using health funding where available to support service user need through continuing healthcare • TEC - To deploy (TEC) Technology Enabled Care in order to cost avoid . TEC includes lifelines emergency phones/alarms and sensors which support people to live independently in their own homes. These systems enable people to live at home for longer and for next of kin / informal carers to be assured of the individual's wellbeing. • Bringing services closer to home, which may involve building facilities in county • Recommissioning and decommissioning - We will continue to work in partnership with all service providers to review the way services are delivered in Powys to ensure that such services are accessible, of the right quality and at an affordable cost for all people who need to arrange their support. Alongside this, and to generate further efficiencies we will continue to promote reablement and recovery throughout all services to ensure that resulting support packages are appropriate to a people's needs. 	<p>Neutral</p>	<p>Funding all carers the real living Wales will help retain and attract care workers to the profession. To support more vulnerable and frail service users. This is estimated at £2.3 million cost to the council and will fund external providers and direct payment carers.</p> <p>Joint commissioning arrangements to support a seamless service. In line with Vision 2025, we are committed to developing pooled budgets and joint commissioning arrangements to ensure those in need of care receive a seamless service. This will include resolution of ordinary residence challenges and to work with health boards to support accessing correct funding for care.</p>	<p>Neutral</p>

Cyngor Sir Powys County Council

Impact Assessment (IA)

The integrated approach to support effective decision making



Page 396

Well-being Goal	How does proposal contribute to this goal?	IMPACT Please select from drop down box below	What will be done to better contribute to positive or mitigate any negative impacts?	IMPACT AFTER MITIGATION Please select from drop down box below
A Wales of cohesive communities: Attractive, viable, safe and well-connected Communities.	Housing in the main is ring fenced through the Housing Revenue Account (HRA). Annual rent increases are set independently of the general fund budget process. The HRA business plan includes the cost of borrowing to enable an additional 250 dwellings to be built and increase the overall stock of social housing. Housing do not have any savings to deliver. Digital transformation is expected to address how residents want to engage with the council, whether that be face to face, by telephone or by 24/7 digital access. Digital service have additional funding of £1.7 million to cover pressures and transformation and only a small saving of £25k	Neutral	Extra care facilities continue to take priority from the Supported Housing Capital grant funded through Welsh Government and a number of new sites are now being built.	Neutral
A globally responsible Wales: A nation which, when doing anything to improve the economic, social, environmental and cultural well-being of Wales, takes account of whether doing such a thing may make a positive contribution to global well-being.	Overall the budget proposed makes a positive impact on the well-being of our residents across all the services. Despite there being some reductions to budgets, most are to be achieved through service redesign. There are plans to address any negative impacts arising through working proactively with partners and the public to develop new ways of working using new commissioning models and digital technology.	Neutral		Neutral
A Wales of vibrant culture and thriving Welsh language: A society that promotes and protects culture, heritage and the Welsh language, and which encourages people to participate in the arts, and sports and recreation.				
Opportunities for persons to use the Welsh language, and treating the Welsh language no less favourable than the English language	N/A	Neutral		Neutral
Opportunities to promote the Welsh language	N/A	Neutral		Neutral

Cyngor Sir Powys County Council

Impact Assessment (IA)

The integrated approach to support effective decision making



Well-being Goal	How does proposal contribute to this goal?	IMPACT Please select from drop down box below	What will be done to better contribute to positive or mitigate any negative impacts?	IMPACT AFTER MITIGATION Please select from drop down box below
Welsh Language impact on staff		Neutral		Neutral
People are encouraged to do sport, art and recreation.	There is a proposal to reduce funding to some Arts third part contributions to organisations £63k. Leisure contract will save £50k next year this is part of the agreed contract and will have no effect on the service	Poor	These are savings that were identified last year and part of a longer term budget reduction plan	Poor
A more equal Wales: A society that enables people to fulfil their potential no matter what their background or circumstances (including their socio economic background and circumstances).				
Age	N/A	Neutral		Neutral
Disability	N/A	Neutral		Neutral
Gender reassignment	N/A	Neutral		Neutral
Marriage or civil partnership	N/A	Neutral		Neutral
Race	N/A	Neutral		Neutral
Religion or belief	N/A	Neutral		Neutral
Sex	N/A	Neutral		Neutral
Sexual Orientation	N/A	Neutral		Neutral
Pregnancy and Maternity	N/A	Neutral		Neutral

Page 397

Source of Outline Evidence to support judgements

Cyngor Sir Powys County Council

Impact Assessment (IA)

The integrated approach to support effective decision making



7. How does your proposal impact on the council's other key guiding principles?

Principle	How does the proposal impact on this principle?	<u>IMPACT</u> Please select from drop down box below	What will be done to better contribute to positive or mitigate any negative impacts?	<u>IMPACT AFTER MITIGATION</u> Please select from drop down box below
Sustainable Development Principle (5 ways of working)				
Long Term: <i>Looking to the long term so that we do not compromise the ability of future generations to meet their own needs.</i>	Although the focus of this impact assessment is the 2022-23 budget the Council is also being asked to approve the Medium Term Financial Strategy which extends the revenue forecasting to 2027 and the capital programme to 2027, both of which help the Council to take a longer term view. The Integrated Business Planning approach involves developing operational service and resource plans for the next three years which again encourages the organisation to take a medium term view of planning which should lead to better outcomes for the citizen and future generations.	Good		Choose an item.
Collaboration: <i>Working with others in a collaborative way to find shared sustainable solutions.</i>	The budget will support significant collaborative working in terms of the Regional Partnership Board in respect to our shared Health and Care Strategy; the Public Service Board in delivering Towards 2040; and with Ceredigion Council to develop the Mid Wales Growth Deal. In social care around 20% of the proposed cost reductions are predicated on closer working and realigning services in collaboration with others particularly health.	Good		Choose an item.
Involvement (including Communication and Engagement): <i>Involving a diversity of the population in the decisions that affect them.</i>	There was stakeholder engagement in the budget development process, including a public survey, and advertising that reached out to business rate payers for their input.	Good		Choose an item.

Page 398

Cyngor Sir Powys County Council
Impact Assessment (IA)

The integrated approach to support effective decision making



Page 399

Principle	How does the proposal impact on this principle?	IMPACT Please select from drop down box below	What will be done to better contribute to positive or mitigate any negative impacts?	IMPACT AFTER MITIGATION Please select from drop down box below
Prevention: Understanding the root causes of issues to prevent them from occurring.	The transformation of Adult and Children's Services is predicated on early intervention and prevention to help maintain independence. This is evidenced by the focus on early years and the developments around Technology Enabled Care and the development of extra care.	Good		Choose an item.
Integration: Taking an integrated approach so that public bodies look at all the well-being goals in deciding on their well-being objectives.	The budget has been developed using an integrated business planning approach during which each service assessed how best to achieve their wellbeing goals as defined in Vision 2025 CIP.	Good		Choose an item.
Preventing Poverty: Prevention, including helping people into work and mitigating the impact of poverty.	The Vision 2025 Update report sets out a number of actions that will be taken to help people into work and mitigate poverty	Good		Choose an item.
Unpaid Carers: Ensuring that unpaid carers views are sought and taken into account	The Adults and Children's Service is engaging unpaid carers in the design and delivery of new service models.	Good		Choose an item.
Safeguarding: Preventing and responding to abuse and neglect of children, young people and adults with health and social care needs who can't protect themselves.	The Children's and Adult Services transformation plans which underpin their budgets are design to strengthen our arrangements for safeguarding vulnerable children and adults	Good		Choose an item.
Impact on Powys County Council Workforce	There will be some work force reductions as a consequence of staff restructures that will deliver greater efficiency, resilience and agile working	Neutral	The Council is also implementing an Apprenticeship programme to encourage all entrant level posts being filled this way	Neutral
Source of Outline Evidence to support judgements				

Cyngor Sir Powys County Council

Impact Assessment (IA)

The integrated approach to support effective decision making



Principle	How does the proposal impact on this principle?	IMPACT Please select from drop down box below	What will be done to better contribute to positive or mitigate any negative impacts?	IMPACT AFTER MITIGATION Please select from drop down box below
<p>The Local Government Act 2003 requires the Chief Finance Officer, Section 151 Officer (the Head of Financial Services), to make a report to the Council when it is considering its budget and Council Tax. The report must provide assurance on the robustness of the estimates, highlighting the risks associated with its deliverability and the adequacy of the reserves allowed for in the budget proposals, and fundamentally a balanced budget must be set each year. Council can propose and consider alternative budget suggestions, these would have to be fully costed with identified funding to maintain a balanced budget, this is likely to mean other service reductions and changes to Council Tax.</p> <p>Council Tax is agreed at Council, and is a political decision based on an assessment, not only between balancing council tax and service reductions, but also making spending choices that meet the immediate needs with those that meet future generation's needs.</p>				

Page 400

8. What is the impact of this proposal on our communities?

Severity of Impact on Communities	Scale of impact	Overall Impact
Low	Low	Low
Mitigation		

9. How likely are you to successfully implement the proposed change?

Impact on Service / Council	Risk to delivery of the proposal	Inherent Risk
Low	Low	Low
Mitigation		

Cyngor Sir Powys County Council

Impact Assessment (IA)

The integrated approach to support effective decision making



Risk Identified	Inherent Risk Rating	Mitigation	Residual Risk Rating
An unacceptable risk is Council not agreeing a fully balanced and agreed budget	Medium	The budget has been prepared by Cabinet and The Senior Leadership Team with engagement and consultation with the public and the wider council membership. The proposals (pressures and reductions) have been subject to scrutiny and challenge and provide a balanced budget within the funding envelope from Welsh Government, with an affordable increase in Council Tax	Low
Council tax collection levels may reduce due to the 3.9% increase, deemed unaffordable by some residents	Low	CTRS and certain discounts are available, in addition there are flexible ways to pay the bill over 12 months. The council have trained money advice officers to support those struggling to make ends meet.	Low
	Choose an item.		Choose an item.
Overall judgement (to be included in project risk register)			
Very High Risk	High Risk	Medium Risk	Low Risk
			X

Page 40

10. Overall Summary and Judgement of this Impact Assessment?

Outline Assessment (to be inserted in cabinet report)	Cabinet Report Reference:
Low risk. There are individual risk assessments for each cost reduction proposal contained in the budget which shows they are deliverable within an acceptable level of risk and impact on residents.	

11. Is there additional evidence to support the Impact Assessment (IA)?

What additional evidence and data has informed the development of your proposal?
N/A

12. On-going monitoring arrangements?

What arrangements will be put in place to monitor the impact over time?
Customer satisfaction and continued consultation through surveys; formal and informal assessment and monitoring of the services reduced
Please state when this Impact Assessment will be reviewed.
Budget delivery and consequences are reviewed as part of the budget forecast

13. Sign Off

Cyngor Sir Powys County Council
Impact Assessment (IA)

The integrated approach to support effective decision making



Position	Name	Signature	Date
Impact Assessment Lead:	Anne Phillips	Anne Phillips	
Head of Service:	Jane Thomas	Jane Thomas	
Director:			
Portfolio Holder:	Aled Davies	Aled Davies	

14. Governance

Decision to be made by		Date required	
	Council		24 February 2022

FORM ENDS

2022/23 BUDGET PLANNING TIMETABLE

Date	Meeting/Responsibility	EMT, SLT and Cabinet Activities
19th May	EMT	Recap, Welsh budget projections, impact on FRM, approach to bridging the gap, projects? allocations? Financial Resilience outcomes. Reserves.
9th June	SLT	Feedback and their views on shaping the process. When to start IBPS - using performance info, agree when might scrutinise the IBPs ?
15th June	Cabinet Seminar	Recap on FRM and assumptions for next 4 years, agree modelling assumptions, update on Capital Review and implications
23rd June	EMT	Review Cabinet / SLT proposals
25th June	Finance Panel	Review Outturn Reports
7th July	EMT / SLT	Update on FRM and cabinet assumptions for modelling, agree timetable and what is to be completed - IBP delivery commences
July	Finance Panel and Group Leaders	Workshop - confidential - scrutinise outturn, savings delivered etc to set the scene for delivery by services on 2022/23 budget proposals
13th July	Cabinet / EMT	Agree worked up proposals
26th July	IBP Board	OBB Activity - reporting progress to Board
27th July	Cabinet	Sign off updated MTFs
27th July	Cabinet Seminar	Capital Review work (2 hrs)- Provide revised FRM and agree stance for SLT on budget savings / growth etc, capital review (OBB) update and impact on FRM
11th Aug	SLT	Budget update if needed
End date 31st Aug	SLT	IBP 1st draft - need to provide guidance on what to include etc and OBB / change activities driving budget movements
16th August	IBP Board	OBB Activity - reporting progress to Board
Early Sept	Political Groups	S151 and political groups - updates on budgets
7th Sept	Cabinet / EMT	Budget update if needed
Sept	WG	Autumn spending review
13th Sept	Finance	Collate all savings and growth proposals in IBPs

Page 403

Cyngor Sir Powys County Council

Impact Assessment (IA)

The integrated approach to support effective decision making



13th Sept	Finance	Collate the capital proposals identified through the IBP - if any as we know bids can be submitted through the year
15th Sept	SLT	FRM and updates re WG / WLGA
Sept	Scrutiny	Scrutiny (ECR 9th, LS 15th, HC 24th, FP 30th)
22nd Sept	EMT / Finance / Comms	Decide on public engagement re budgets and work up approach
End Sept	SLT	Agrees public engagement budget draft questions
27th Sept	IBP Board	OBB Activity - reporting progress to Board
30th Sept	Finance Panel	Budget consultation and budgets
October	IBP Service Panels	Various dates - Each Head has a panel challenge event in Oct
November	Group Leaders	Alternative budgets timetable agreed
02-Nov	Cabinet / EMT	Budget workshop
8th Nov	Council	Budget seminar
10th Nov	SLT/Comms	Planning the budget consultation
November	Scrutiny	Scrutiny (ECR 29th, HC 1st FP 26th) if needed
25th Nov	Group Leaders	Budget Update
December	Comms	Budget consultation with public goes live
6th Dec	Group Leaders	Budget Update
07-Dec	Cabinet / EMT	Budget workshop
8th Dec	SLT	Update on budget FRM
14th Dec	Cabinet	Approve council tax base, update of FRM provisional settlement
19-Dec	Comms	Consultation closure
21-Dec	Comms	Finalise consultation responses and feedback findings
21-Dec	WG	Draft Budget Settlement
21-Dec	Cabinet / EMT	Budget workshop
23rd Dec	Group Leaders	Budget Update
Dec	Audit Committee	Update if needed on agenda
December	Finance	Prepare draft capital & TM strategy inc PIs and MRP
2022		
Jan	Head of Finance	Business rates consultation

Page 404

Cyngor Sir Powys County Council

Impact Assessment (IA)

The integrated approach to support effective decision making



Jan	Finance	Community council precepts finalised
6 - 12 Jan	Cabinet/EMT	Finalise draft budget - informal meetings
10th Jan	Group Leaders	Budget Update
10th Jan	Council	Budget workshop
12-Jan	Clerks	Publish cabinet agenda
18-Jan	Formal Cabinet	Approve draft budget (MTFS & FRM), reserve policy, capital strategy and Fees & Charges Register (income and charging schedule) and recommend to full council for approval
19 Jan - 2 Feb	Political Groups	Preparation of Alternative Budget & discussions with HoS re Impact assessments
27th Jan	Group Leaders	Budget Update
31st Jan	ERC Scrutiny	Scrutiny of draft budget - ensure meeting long enough for robust scrutiny
01-Feb	H & C Scrutiny	Scrutiny of draft budget - ensure meeting long enough for robust scrutiny
02-Feb	L & S Scrutiny	Scrutiny of draft budget - ensure meeting long enough for robust scrutiny
02-Feb	Finance panel	Scrutiny of draft budget - ensure meeting long enough for robust scrutiny
04-Feb	Head of Finance	Discussion of alternative Budget with S 151 officer
07-Feb	Finance / Groups	Last date for submission of alternative budget with Final Impact assessments
07-Feb	Clerks	Issue Scrutiny Agenda for Alternative Budget (papers to follow)
08-Feb	Cabinet	Informal Cabinet to consider Scrutiny Comments on Cabinet Budget
09-Feb	Head of Finance	Last date for Alternative budgets to be approved by s151 officer
09-Feb	Clerks	Send Alternative Budget papers to Scrutiny if approved by s151 officer
09-Feb	Group Leaders	Budget Update
11-14 Feb	Scrutiny	Scrutiny Of Alternative Budgets
14-15 Feb	Finance	Prepare Scrutiny Report for alternative budget
15-Feb	Cabinet	Cabinet consider Alternative Budget
18-Feb	Clerks	Publish Cabinet and any alternative Budgets
24-Feb	Council	Approve final budget (MTFS & FRM) and capital strategy, reserve policy and Fees & Charging Register (income & charging schedule).
01-Mar	WG	Final budget settlement published

Page 405

Cyngor Sir Powys County Council

Impact Assessment (IA)

The integrated approach to support effective decision making



03-Mar	Council	Council approve council tax
08-Mar	WG	Final settlement budget agreed
Mid March	Finance	Full budget included in the finance system
Mid March	Finance	Full budget set out in the budget book available on the website

Appendix B - Economic Background - 22nd December 2021

The Council has appointed Link Group as its treasury advisor who have provided the following Economic Background.

COVID-19 vaccines.

These were the game changer during 2021 which raised high hopes that life in the UK would be able to largely return to normal in the second half of the year. However, the bursting onto the scene of the Omicron mutation at the end of November, rendered the initial two doses of all vaccines largely ineffective in preventing infection. This has dashed such hopes and raises the spectre again that a fourth wave of the virus could overwhelm hospitals in early 2022. What we now know is that this mutation is very fast spreading with the potential for total case numbers to double every two to three days, although it possibly may not cause so much severe illness as previous mutations. Rather than go for full lockdowns which heavily damage the economy, the government strategy this time is focusing on getting as many people as possible to have a third (booster) vaccination after three months from the previous last injection, as a booster has been shown to restore a high percentage of immunity to Omicron to those who have had two vaccinations. There is now a race on between how quickly boosters can be given to limit the spread of Omicron, and how quickly will hospitals fill up and potentially be unable to cope. In the meantime, workers have been requested to work from home and restrictions have been placed on large indoor gatherings and hospitality venues. With the household saving rate having been exceptionally high since the first lockdown in March 2020, there is plenty of pent-up demand and purchasing power stored up for services in sectors like restaurants, travel, tourism and hotels which had been hit hard during 2021, but could now be hit hard again by either, or both, of government restrictions and/or consumer reluctance to leave home. Growth will also be lower due to people being ill and not working, similar to the pandemic in July. The economy, therefore, faces significant headwinds although some sectors have learned how to cope well with Covid. However, the biggest impact on growth would come from another lockdown if that happened. The big question still remains as to whether any further mutations of this virus could develop which render all current vaccines ineffective, as opposed to how quickly vaccines can be modified to deal with them and enhanced testing programmes be implemented to contain their spread until tweaked vaccines become widely available.

A SUMMARY OVERVIEW OF THE FUTURE PATH OF BANK RATE

- In December, the Bank of England became the first major western central bank to put interest rates up in this upswing in the current business cycle in western economies as recovery progresses from the Covid recession of 2020.
- The next increase in Bank Rate could be in February or May, dependent on how severe an impact there is from Omicron.
- If there are lockdowns in January, this could pose a barrier for the MPC to putting Bank Rate up again as early as 3rd February.
- With inflation expected to peak at around 6% in April, the MPC may want to be seen to be active in taking action to counter inflation on 5th May, the release date for its Quarterly Monetary Policy Report.
- The December 2021 MPC meeting was more concerned with combating inflation over the medium term than supporting economic growth in the short term.

- Bank Rate increases beyond May are difficult to forecast as inflation is likely to drop sharply in the second half of 2022.
- However, the MPC will want to normalise Bank Rate over the next three years so that it has its main monetary policy tool ready to use in time for the next down-turn; all rates under 2% are providing stimulus to economic growth.
- We have put year end 0.25% increases into Q1 of each financial year from 2023 to recognise this upward bias in Bank Rate - but the actual timing in each year is difficult to predict.
- Covid remains a major potential downside threat in all three years as we ARE likely to get further mutations.
- How quickly can science come up with a mutation proof vaccine, or other treatment, – and for them to be widely administered around the world?
- Purchases of gilts under QE ended in December. Note that when Bank Rate reaches 0.50%, the MPC has said it will start running down its stock of QE.

MPC MEETING 16th DECEMBER 2021

- The Monetary Policy Committee (MPC) voted 8-1 to raise Bank Rate by 0.15% from 0.10% to 0.25% and unanimously decided to make no changes to its programme of quantitative easing purchases due to finish in December 2021 at a total of £895bn.
- The MPC disappointed financial markets by not raising Bank Rate at its November meeting. Until Omicron burst on the scene, most forecasters, therefore, viewed a Bank Rate increase as being near certain at this December meeting due to the way that inflationary pressures have been comprehensively building in both producer and consumer prices, and in wage rates. However, at the November meeting, the MPC decided it wanted to have assurance that the labour market would get over the end of the furlough scheme on 30th September without unemployment increasing sharply; their decision was, therefore, to wait until statistics were available to show how the economy had fared at this time.
- **On 10th December we learnt of the disappointing 0.1% m/m rise in GDP** in October which suggested that economic growth had already slowed to a crawl even before the Omicron variant was discovered in late November. Early evidence suggests growth in November might have been marginally better. Nonetheless, at such low rates of growth, the government's "Plan B" COVID-19 restrictions could cause the economy to contract in December.
- **On 14th December, the labour market statistics** for the three months to October and the single month of October were released. The fallout after the furlough scheme was smaller and shorter than the Bank of England had feared. The single-month data were more informative and showed that LFS employment fell by 240,000, unemployment increased by 75,000 and the unemployment rate rose from 3.9% in September to 4.2%. However, the weekly data suggested this didn't last long as unemployment was falling again by the end of October. What's more, the 49,700 fall in the claimant

count and the 257,000 rise in the PAYE measure of company payrolls suggests that the labour market strengthened again in November. The other side of the coin was a further rise in the number of vacancies from 1.182m to a record 1.219m in the three months to November which suggests that the supply of labour is struggling to keep up with demand, although the single-month figure for November fell for the first time since February, from 1.307m to 1.227m.

- These figures by themselves, would probably have been enough to give the MPC the assurance that it could press ahead to raise Bank Rate at this December meeting. However, the advent of Omicron potentially threw a spanner into the works as it poses a major headwind to the economy which, of itself, will help to cool the economy. The financial markets, therefore, swung round to expecting no change in Bank Rate.
- **On 15th December we had the CPI inflation** figure for November which spiked up further from 4.2% to 5.1%, confirming again how inflationary pressures have been building sharply. However, Omicron also caused a sharp fall in world oil and other commodity prices; (gas and electricity inflation has generally accounted on average for about 60% of the increase in inflation in advanced western economies).
- **Other elements of inflation are also transitory** e.g., prices of goods being forced up by supply shortages, and shortages of shipping containers due to ports being clogged have caused huge increases in shipping costs. But these issues are likely to clear during 2022, and then prices will subside back to more normal levels. Gas prices and electricity prices will also fall back once winter is passed and demand for these falls away.
- Although it is possible that the Government could step in with some **fiscal support for the economy**, the huge cost of such support to date is likely to pose a barrier to incurring further major economy wide expenditure unless it is very limited and targeted on narrow sectors like hospitality, (as announced just before Christmas). The Government may well, therefore, effectively leave it to the MPC, and to monetary policy, to support economic growth – but at a time when the threat posed by rising inflation is near to peaking!
- This is the adverse set of factors against which the MPC had to decide on Bank Rate. For the second month in a row, the MPC blind-sided financial markets, this time with a **surprise increase in Bank Rate from 0.10% to 0.25%**. What's more, the hawkish tone of comments indicated that the MPC is now concerned that inflationary pressures are indeed building and need concerted action by the MPC to counter. This indicates that there will be more increases to come with financial markets predicting 1% by the end of 2022. The 8-1 vote to raise the rate shows that there is firm agreement that inflation now poses a threat, especially after the CPI figure hit a 10-year high this week. The MPC commented that “there has been significant upside news” and that “there were some signs of greater persistence in domestic costs and price pressures”.

- On the other hand, it did also comment that “**the Omicron variant is likely to weigh on near-term activity**”. But it stressed that at the November meeting it had said it would raise rates if the economy evolved as it expected and that now “these conditions had been met”. It also appeared more worried about the possible boost to inflation from Omicron itself. It said that “the current position of the global and UK economies was materially different compared with prior to the onset of the pandemic, including elevated levels of consumer price inflation”. It also noted the possibility that renewed social distancing would boost demand for goods again, (as demand for services would fall), meaning “global price pressures might persist for longer”. (Recent news is that the largest port in the world in China has come down with an Omicron outbreak which is not only affecting the port but also factories in the region.)
- On top of that, there were no references this month to inflation being expected to be below the **2% target in two years’ time**, which at November’s meeting the MPC referenced to suggest the markets had gone too far in expecting interest rates to rise to over 1.00% by the end of the year.
- These comments indicate that there has been a material reappraisal by the MPC of the inflationary pressures since their last meeting and the Bank also increased its forecast for inflation to peak at 6% next April, rather than at 5% as of a month ago. However, as the Bank retained its guidance that only a “**modest tightening**” in policy will be required, it cannot be thinking that it will need to increase interest rates that much more. A typical policy tightening cycle has usually involved rates rising by 0.25% four times in a year. “Modest” seems slower than that. As such, the Bank could be thinking about raising interest rates two or three times next year to 0.75% or 1.00%.
- In as much as a considerable part of the inflationary pressures at the current time are indeed **transitory**, and will naturally subside, and since economic growth is likely to be weak over the next few months, this would appear to indicate that this tightening cycle is likely to be comparatively short.
- As for the timing of the next increase in Bank Rate, the MPC dropped the comment from November’s statement that Bank Rate would be raised “in the coming months”. That may imply another rise is unlikely at the next meeting in February and that May is more likely. However, much could depend on how adversely, or not, the economy is affected by Omicron in the run up to the next meeting on 3rd February. Once 0.50% is reached, the Bank would act to start shrinking its stock of QE, (gilts purchased by the Bank would not be replaced when they mature).
- **The MPC’s forward guidance on its intended monetary policy** on raising Bank Rate versus selling (quantitative easing) holdings of bonds is as follows: -
 - Raising Bank Rate as “the active instrument in most circumstances”.
 - Raising Bank Rate to 0.50% before starting on reducing its holdings.

- Once Bank Rate is at 0.50% it would stop reinvesting maturing gilts.
- Once Bank Rate had risen to at least 1%, it would start selling its holdings.

- **US.** Shortages of goods and intermediate goods like semi-conductors, have been fuelling increases in prices and reducing economic growth potential. In November, **CPI inflation hit a near 40-year record level of 6.8%** but with energy prices then falling sharply, this is probably the peak. The biggest problem for the Fed is the mounting evidence of a strong pick-up in cyclical price pressures e.g., in rent which has hit a decades high.
- **Shortages of labour** have also been driving up wage rates sharply; this also poses a considerable threat to feeding back into producer prices and then into consumer prices inflation. It now also appears that there has been a sustained drop in the labour force which suggests the pandemic has had a longer-term scarring effect in reducing potential GDP. Economic growth may therefore be reduced to between 2 and 3% in 2022 and 2023 while core inflation is likely to remain elevated at around 3% in both years instead of declining back to the Fed's 2% central target.
- Inflation hitting 6.8% and the feed through into second round effects, meant that it was near certain that the **Fed's meeting of 15th December** would take aggressive action against inflation. Accordingly, the rate of tapering of monthly \$120bn QE purchases announced at its November 3rd meeting. was doubled so that all purchases would now finish in February 2022. In addition, Fed officials had started discussions on running down the stock of QE held by the Fed. Fed officials also expected three rate rises in 2022 of 0.25% from near zero currently, followed by three in 2023 and two in 2024, taking rates back above 2% to a neutral level for monetary policy. The first increase could come as soon as March 2022 as the chairman of the Fed stated his view that the economy had made rapid progress to achieving the other goal of the Fed – “maximum employment”. The Fed forecast that inflation would fall from an average of 5.3% in 2021 to 2.6% in 2023, still above its target of 2% and both figures significantly up from previous forecasts. What was also significant was that this month the Fed dropped its description of the current level of inflation as being “transitory” and instead referred to “elevated levels” of inflation: the statement also dropped most of the language around the flexible average inflation target, with inflation now described as having exceeded 2 percent “for some time”. It did not see Omicron as being a major impediment to the need to act now to curtail the level of inflationary pressures that have built up, although Fed officials did note that it has the potential to exacerbate supply chain problems and add to price pressures.

See also comments in paragraph 3.3 under PWLB rates and gilt yields.

- **EU.** The slow roll out of vaccines initially delayed **economic recovery** in early 2021 but the vaccination rate then picked up sharply. After a contraction of -0.3% in Q1, Q2 came in with strong growth of 2%. With Q3 at 2.2%, the EU recovery was then within 0.5% of its pre Covid size. However, the arrival

of Omicron is now a major headwind to growth in quarter 4 and the expected downturn into weak growth could well turn negative, with the outlook for the first two months of 2022 expected to continue to be very weak.

- **November's inflation figures** breakdown shows that the increase in price pressures is not just due to high energy costs and global demand-supply imbalances for durable goods as services inflation also rose. Headline inflation reached 4.9% in November, with over half of that due to energy. However, oil and gas prices are expected to fall after the winter and so energy inflation is expected to plummet in 2022. Core goods inflation rose to 2.4% in November, its second highest ever level, and is likely to remain high for some time as it will take a long time for the inflationary impact of global imbalances in the demand and supply of durable goods to disappear. Price pressures also increased in the services sector, but wage growth remains subdued and there are no signs of a trend of faster wage growth which might lead to *persistently* higher services inflation - which would get the ECB concerned. The upshot is that the euro-zone is set for a prolonged period of inflation being above the ECB's target of 2% and it is likely to average 3% in 2022, in line with the ECB's latest projection.
- **ECB tapering.** The ECB has joined with the Fed by also announcing at its meeting on 16th December that it will be reducing its QE purchases - by half from October 2022, i.e., it will still be providing significant stimulus via QE purchases for over half of next year. However, as inflation will fall back sharply during 2022, it is likely that it will leave its central rate below zero, (currently -0.50%), over the next two years. The main struggle that the ECB has had in recent years is that inflation has been doggedly anaemic in sticking below the ECB's target rate despite all its major programmes of monetary easing by cutting rates into negative territory and providing QE support.

The ECB will now also need to consider the impact of **Omicron** on the economy, and it stated at its December meeting that it is prepared to provide further QE support if the pandemic causes bond yield spreads of peripheral countries, (compared to the yields of northern EU countries), to rise. However, that is the only reason it will support peripheral yields, so this support is limited in its scope.

- The EU has entered a **period of political uncertainty** where a new German government formed of a coalition of three parties with Olaf Scholz replacing Angela Merkel as Chancellor in December 2021, will need to find its feet both within the EU and in the three parties successfully working together. In France there is a presidential election coming up in April 2022 followed by the legislative election in June. In addition, Italy needs to elect a new president in January with Prime Minister Draghi being a favourite due to having suitable gravitas for this post. However, if he switched office, there is a significant risk that the current government coalition could collapse. That could then cause differentials between Italian and German bonds to widen when 2022 will also see a gradual running down of ECB support for the bonds of weaker countries within the EU. These political uncertainties could have repercussions on economies and on Brexit issues.
- **CHINA.** After a concerted effort to get on top of the virus outbreak in Q1 2020, economic recovery was strong in the rest of **2020**; this enabled China to recover all the initial contraction. During 2020, policy makers both quashed the virus and implemented a programme of monetary and fiscal support that was particularly effective at stimulating short-term growth. At the same time, China's economy benefited from the shift towards online spending by consumers in developed markets. These factors helped to explain its comparative outperformance compared to western economies during 2020 and earlier in 2021.

- However, the pace of economic growth has now fallen back in **2021** after this initial surge of recovery from the pandemic and looks likely to be particularly weak in 2022. China has been struggling to contain the spread of the Delta variant through using sharp local lockdowns - which depress economic growth. Chinese consumers are also being very wary about leaving home and so spending money on services. However, with Omicron having now spread to China, and being much more easily transmissible, this strategy of sharp local lockdowns to stop the virus may not prove so successful in future. In addition, the current pace of providing boosters at 100 billion per month will leave much of the 1.4 billion population exposed to Omicron, and any further mutations, for a considerable time. The **People's Bank of China** made a start in December 2021 on cutting its key interest rate marginally to stimulate economic growth. However, after credit has already expanded by around 25% in just the last two years, it will probably leave the heavy lifting in supporting growth to fiscal stimulus by central and local government.
- Supply shortages, especially of coal for power generation, were causing widespread power cuts to industry during the second half of 2021 and so a sharp disruptive impact on some sectors of the economy. In addition, recent regulatory actions motivated by a political agenda to channel activities into officially approved directions, are also likely to reduce the dynamism and long-term growth of the Chinese economy.

JAPAN. 2021 has been a patchy year in combating Covid. However, recent business surveys indicate that the economy has been rebounding rapidly in 2021 once the bulk of the population had been double vaccinated and new virus cases had plunged. However, Omicron could reverse this initial success in combating Covid.

The Bank of Japan is continuing its **very loose monetary policy** but with little prospect of getting inflation back above 1% towards its target of 2%, any time soon: indeed, inflation was negative in July. New Prime Minister Kishida, having won the November general election, brought in a supplementary budget to boost growth, but it is unlikely to have a major effect.

- **WORLD GROWTH.** World growth was in recession in 2020 but recovered during 2021 until starting to lose momentum in the second half of the year, though overall growth for the year is expected to be about 6% and to be around 4-5% in 2022. Inflation has been rising due to increases in gas and electricity prices, shipping costs and supply shortages, although these should subside during 2022. While headline inflation will fall sharply, core inflation will probably not fall as quickly as central bankers would hope. It is likely that we are heading into a period where there will be a **reversal of world globalisation** and a decoupling of western countries from dependence on China to supply products, and vice versa. This is likely to reduce world growth rates from those in prior decades.
- **SUPPLY SHORTAGES.** The pandemic and extreme weather events, followed by a major surge in demand after lockdowns ended, have been highly disruptive of extended worldwide supply chains. Major queues of ships unable to unload their goods at ports in New York, California and China built up rapidly during quarters 2 and 3 of 2021 but then halved during quarter 4. Such issues have led to a misdistribution of shipping containers around the world and have contributed to a huge increase in the cost of shipping. Combined with a shortage of semi-conductors, these issues have had a disruptive impact on production in many countries. The latest additional disruption has been a shortage of coal in China leading to power cuts focused primarily on producers

(rather than consumers), i.e., this will further aggravate shortages in meeting demand for goods. Many western countries are also hitting up against a difficulty in filling job vacancies. It is expected that these issues will be gradually sorted out, but they are currently contributing to a spike upwards in inflation and shortages of materials and goods available to purchase.